



VALID FROM 1 APRIL 2019

**GEBERIT**  
**BATHROOM**  
**SERIES**  
**CATALOGUE**  
**2019/2020**

**KNOW  
HOW**  
INSTALLED

**Geberit Citterio**

**Geberit Xeno<sup>2</sup>**

**Geberit myDay**

**Geberit Acanto**

**Geberit iCon**

**Geberit Smyle**

**Geberit Selnova**

**Geberit Selnova Comfort**

**Geberit Bambini**

**Geberit Option**

**Geberit AquaClean**

**Geberit Publica**

**Geberit Monolith**

**Further product solutions**

**Appendix**



# Geberit Citterio

<b>Washbasins.....</b>	<b>6</b>
Assortment overview – Geberit Citterio washbasins and washbasin cabinets.....	6
Handrinse basins.....	8
Washbasins.....	8
Lay-on washbasins.....	9
<b>Bathroom furniture.....</b>	<b>12</b>
Accessory overview – Geberit Citterio bathroom furniture.....	12
Accessory overview – Geberit Citterio washbasins.....	14
Washbasin cabinets.....	16
Side cabinets.....	20
Mirrors.....	21
Accessories.....	22
<b>WCs.....</b>	<b>22</b>
Wall-hung WCs.....	22
Floor-standing WCs.....	23
WC seats.....	23
<b>Bidets.....</b>	<b>24</b>
Wall-hung bidets.....	24
Floor-standing bidets.....	24






# Washbasins

## Assortment overview – Geberit Citterio washbasins and washbasin cabinets

Geberit International Sales, version: November 2018

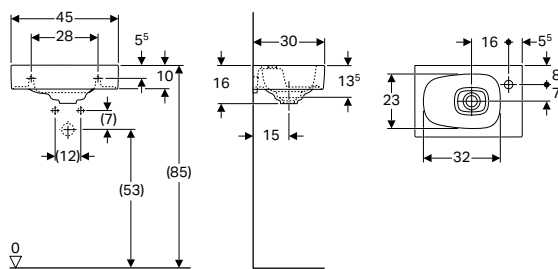
	Geberit Citterio washbasin			Geberit Citterio washbasin with shelf surface	
	60 cm	90 cm	120 cm	75 cm	
	500.544.01.1	500.547.01.1	500.553.01.1	500.545.01.1	500.546.01.1
					
	→ p. 8	→ p. 8	→ p. 8	→ p. 9	→ p. 9
<b>Width 450 mm</b>					
Geberit Citterio cabinet for handrinse basin, with one door	500.555.JI.1 500.555.JJ.1		→ p. 16		
<b>Width 600 mm</b>					
Geberit Citterio cabinet for washbasin, with one drawer	500.556.JI.1 500.556.JJ.1		→ p. 16	✓	
<b>Width 750 mm</b>					
Geberit Citterio cabinet for washbasin, with one drawer	500.557.JI.1 500.557.JJ.1		→ p. 16	✓	✓
Geberit Citterio cabinet for lay-on washbasin, with one drawer	500.558.JI.1 500.558.JJ.1		→ p. 19		
<b>Width 900 mm</b>					
Geberit Citterio cabinet for washbasin, with one drawer	500.559.JI.1 500.559.JJ.1		→ p. 16	✓	
Geberit Citterio cabinet for lay-on washbasin, with one drawer	500.560.JI.1 500.560.JJ.1		→ p. 19		
<b>Width 1200 mm</b>					
Geberit Citterio cabinet for washbasin, with one drawer	500.566.JI.1 500.566.JJ.1		→ p. 16	✓	
Geberit Citterio cabinet for washbasin, with two drawers and shelf surface	500.562.JI.1 500.562.JJ.1		→ p. 17	✓	
	500.563.JI.1 500.563.JJ.1		→ p. 17		✓
Geberit Citterio cabinet for lay-on washbasin, with one drawer	500.561.JI.1 500.561.JJ.1		→ p. 19		
Geberit Citterio cabinet for lay-on washbasin, with two drawers and shelf surface	500.564.JI.1 500.564.JJ.1		→ p. 18		
	500.565.JI.1 500.565.JJ.1		→ p. 18		
<b>Width 1350 mm</b>					
Geberit Citterio cabinet for washbasin, with two drawers and shelf surface	500.567.JI.1 500.567.JJ.1		→ p. 17	✓	
	500.568.JI.1 500.568.JJ.1		→ p. 17	✓	

✓ Compatible

Geberit Citterio washbasin with shelf surface		Geberit Citterio handrinse basin	Geberit Citterio lay-on washbasin with waste outlet	Geberit Citterio lay-on washbasin
90 cm		45 cm	56 cm	
500.548.01.1	500.549.01.1	500.541.01.1	500.543.01.1	500.542.01.1
				
→ p. 9	→ p. 9	→ p. 8	→ p. 10	→ p. 9
		✓		
			✓	✓
✓	✓			
			✓	✓
			✓	✓
			✓	✓
			✓	✓
		✓		
	✓			

## Handrinse basins

### Geberit Citterio handrinse basin



#### Technical data

Material	Vitreous china
----------	----------------

#### Characteristics

- Can be installed with a washbasin cabinet
- Asymmetrical

#### Scope of delivery

- Drain cover made of sanitary ceramic

Art. no.	Surface / colour	B [cm]	H [cm]	T [cm]	Tap hole	Overflow
500.541.01.1	KeraTect / white	45	16	30	right	without

#### Can be combined with

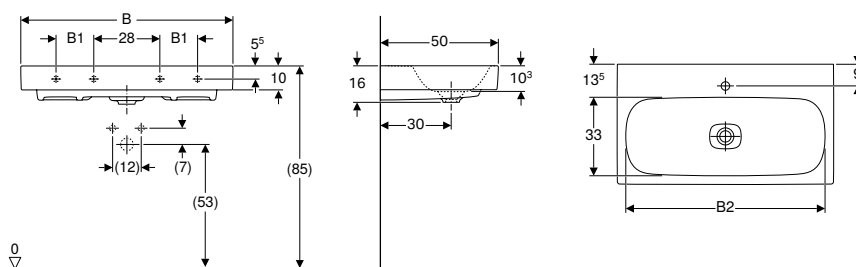
- Geberit Citterio cabinet for handrinse basin, with one door → p. 16

#### Accessories

- Accessory overview – Geberit Citterio washbasins → p. 14

## Washbasins

### Geberit Citterio washbasin



#### Technical data

Material	Fine fireclay
----------	---------------

#### Characteristics

- Can be installed with a washbasin cabinet
- Suitable for Geberit washbasin connector Clou

#### Scope of delivery

- Drain cover made of sanitary ceramic

Art. no.	Surface / colour	B [cm]	B1 [cm]	B2 [cm]	Cabinet width [cm]	H [cm]	T [cm]	Tap hole	Overflow	Fastening points
500.544.01.1	KeraTect / white	60	–	53	58.4	16	50	centred	without	2
500.547.01.1	KeraTect / white	90	16	83	88.4	16	50	centred	without	4
500.553.01.1	KeraTect / white	120	28	113	118.4	16	50	left and right	without	4

#### To order additionally

- Washbasin connector

#### Can be combined with

- Geberit Citterio cabinet for washbasin, with one drawer → p. 16

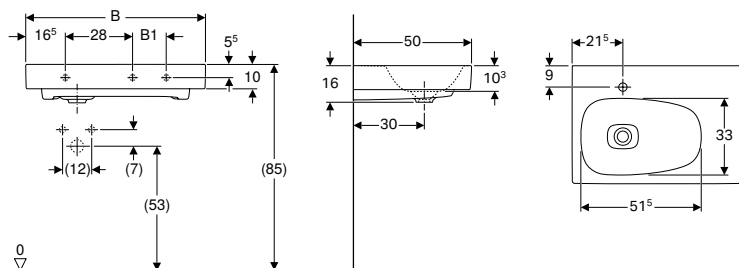
#### Accessories

- Accessory overview – Geberit Citterio washbasins → p. 14



- Geberit washbasin connector Clou with lever actuation only for washbasins with one tap hole

## Geberit Citterio washbasin with shelf surface



### Technical data

Material	Fine fireclay
----------	---------------

### Characteristics

- Can be installed with a washbasin cabinet
- Asymmetrical
- Suitable for Geberit washbasin connector Clou
- With shelf surface

### Scope of delivery

- Drain cover made of sanitary ceramic

Art. no.	Surface / colour	Cabinet		H [cm]	T [cm]	Tap hole	Overflow	Shelf space	
		B [cm]	B1 [cm]						
500.545.01.1	KeraTect / white	75	14	73.4 / 118.4	16	50	left	without	right
500.546.01.1	KeraTect / white	75	14	73.4 / 118.4	16	50	right	without	left
500.548.01.1	KeraTect / white	90	29	88.4 / 133.4	16	50	left	without	right
500.549.01.1	KeraTect / white	90	29	88.4 / 133.4	16	50	right	without	left

### To order additionally

- Washbasin connector

### Can be combined with

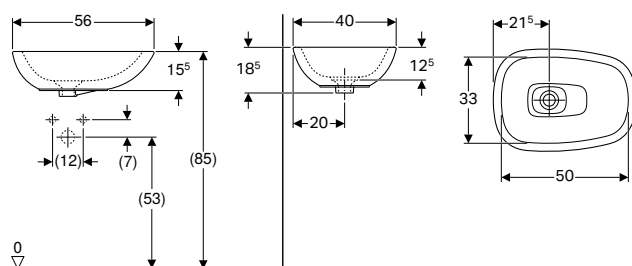
- Geberit Citterio cabinet for washbasin, with one drawer → p. 16
- Geberit Citterio cabinet for washbasin, with two drawers and shelf surface → p. 17

### Accessories

- Accessory overview – Geberit Citterio washbasins → p. 14

## Lay-on washbasins

### Geberit Citterio lay-on washbasin



### Application purposes

- For mounting on washbasin cabinets

### Technical data

Material	Vitreous china
----------	----------------

### Characteristics

- Asymmetrical

### Scope of delivery

- Drain cover made of sanitary ceramic
- Fastening material

Art. no.	Surface / colour	B [cm]	H [cm]	T [cm]	Tap hole	Overflow
500.542.01.1	KeraTect / white	56	18.5	40	without	without

### Can be combined with

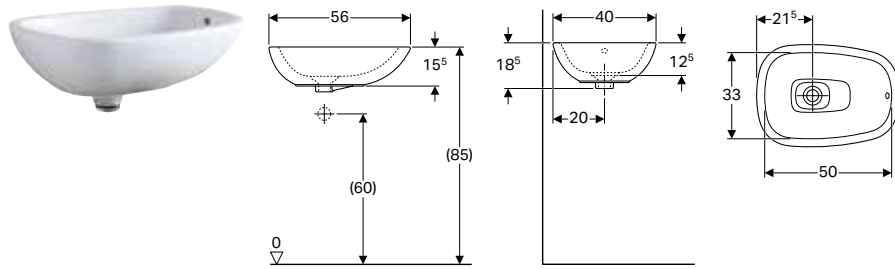
- Geberit Citterio cabinet for lay-on washbasin, with one drawer → p. 19
- Geberit Citterio cabinet for lay-on washbasin, with two drawers and shelf surface → p. 18

### Accessories

- Accessory overview – Geberit Citterio washbasins → p. 14



## Geberit Citterio lay-on washbasin with waste outlet



### Application purposes

- For mounting on washbasin cabinets

### Technical data

Material	Vitreous china
----------	----------------

### Characteristics

- Asymmetrical

### Scope of delivery

- Drain cover made of sanitary ceramic
- Fastening material
- Waste outlet

Art. no.	Surface / colour	B [cm]	H [cm]	T [cm]	Tap hole	Overflow
500.543.01.1	KeraTect / white	56	18.5	40	without	visible

### Can be combined with

- Geberit Citterio cabinet for lay-on washbasin, with one drawer → p. 19
- Geberit Citterio cabinet for lay-on washbasin, with two drawers and shelf surface → p. 18

### Accessories






- Geberit bottle trap with dip tube, for washbasin, horizontal outlet → p. 343
- Geberit bottle trap with dip tube for washbasin, space-saving model, horizontal outlet → p. 344
- Geberit waste outlet with free outlet → p. 343



## Bathroom furniture

### Accessory overview – Geberit Citterio bathroom furniture

Geberit International Sales, version: January 2019





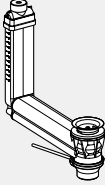



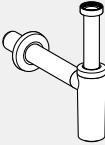
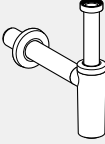
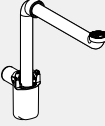
		Towel hook	Geberit Group towel rail for bathroom furniture, with right-angled corner	Geberit Group towel rail for bathroom furniture, with radius corner	Geberit Group magnetic holder	Geberit Group power socket element	
		500.647.JK.2	510040000	510140000	510010000	501020000	
							
		→ p. 94	→ p. 319		→ p. 320		
<b>Cabinets</b>							
Citterio cabinet for handrinse basin, with one door	500.555.JI.1 → p. 16		✓	✓	✓	✓	
	500.555.JJ.1 → p. 16		✓	✓	✓	✓	
Citterio cabinet for washbasin, with one drawer	500.556.JI.1 → p. 16		✓	✓	✓	✓	
	500.556.JJ.1 → p. 16		✓	✓	✓	✓	
	500.557.JI.1 → p. 16		✓	✓	✓	✓	
	500.557.JJ.1 → p. 17		✓	✓	✓	✓	
	500.566.JI.1 → p. 17		✓	✓	✓	✓	
	500.566.JJ.1 → p. 17		✓	✓	✓	✓	
	500.559.JI.1 → p. 17		✓	✓	✓	✓	
	500.559.JJ.1 → p. 17		✓	✓	✓	✓	
Citterio cabinet for washbasin, with two drawers and shelf surface	500.562.JI.1 → p. 17		✓	✓	✓	✓	
	500.562.JJ.1 → p. 17		✓	✓	✓	✓	
	500.567.JI.1 → p. 17		✓	✓	✓	✓	
	500.567.JJ.1 → p. 17		✓	✓	✓	✓	
	500.563.JI.1 → p. 17		✓	✓	✓	✓	
	500.563.JJ.1 → p. 17		✓	✓	✓	✓	
	500.568.JI.1 → p. 17		✓	✓	✓	✓	
	500.568.JJ.1 → p. 17		✓	✓	✓	✓	
Citterio cabinet for lay-on washbasin, with one drawer	500.561.JI.1 → p. 19		✓	✓	✓	✓	
	500.561.JJ.1 → p. 19		✓	✓	✓	✓	
	500.558.JI.1 → p. 19		✓	✓	✓	✓	
	500.558.JJ.1 → p. 19		✓	✓	✓	✓	
	500.560.JI.1 → p. 19		✓	✓	✓	✓	
	500.560.JJ.1 → p. 19		✓	✓	✓	✓	
Citterio cabinet for lay-on washbasin, with two drawers and shelf surface	500.564.JI.1 → p. 18		✓	✓	✓	✓	
	500.564.JJ.1 → p. 18		✓	✓	✓	✓	
	500.565.JI.1 → p. 18		✓	✓	✓	✓	
	500.565.JJ.1 → p. 18		✓	✓	✓	✓	
<b>Tall cabinets</b>							
Citterio tall cabinet with one door	500.554.JJ.1 → p. 20	✓			✓	✓	
	500.554.JI.1 → p. 20	✓			✓	✓	
<b>Shelf units</b>							
Citterio shelf unit with mirror	500.569.JJ.1 → p. 20	✓			✓	✓	
	500.569.JI.1 → p. 20	✓			✓	✓	
<b>Mirror</b>							
Citterio illuminated mirror	500.572.JJ.1 → p. 21	✓			✓		
	500.572.JI.1 → p. 21	✓			✓		
	500.570.JJ.1 → p. 21	✓			✓		
	500.570.JI.1 → p. 21	✓			✓		
Citterio illuminated mirror, lateral storage shelf	500.571.JJ.1 → p. 21	✓			✓		
	500.571.JI.1 → p. 21	✓			✓		

✓ Compatible








**Accessory overview – Geberit Citterio washbasins**

Geberit International Sales, version: November 2018

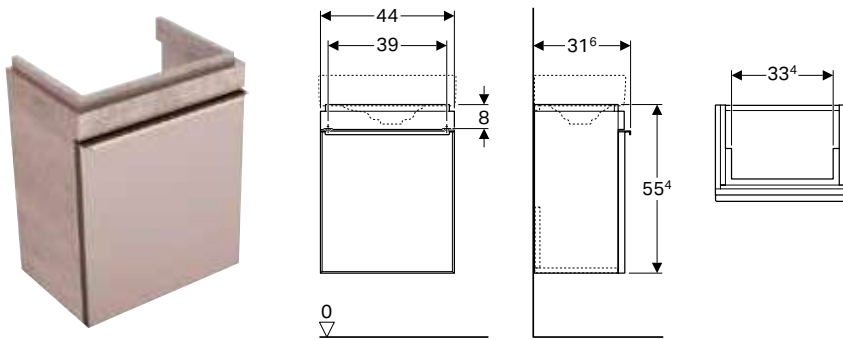
	Citterio washbasin				
	60 cm	90 cm	120 cm	75 cm	
	500.544.01.1	500.547.01.1	500.553.01.1	500.545.01.1	
					
	→ p. 8	→ p. 8	→ p. 8	→ p. 9	
<b>Only in conjunction with</b>					
Geberit washbasin connector Clou with lever actuation	152.018.00.1  → p. 343	✓	✓	✓	
Geberit valve cover for washbasin connector Clou	241.993.21.1  → p. 344	✓	✓		
<b>Or</b>					
Geberit waste outlet with free outlet	152.050.21.1  → p. 342	✓	✓	✓	✓
	152.080.21.1  → p. 342				
<b>Additional recommendations</b>					
Geberit bottle trap with dip tube, for washbasin, horizontal outlet	151.034.21.1  → p. 343	✓	✓	✓	✓
	151.035.21.1  → p. 343	✓	✓	✓	✓
Geberit bottle trap with dip tube for washbasin, space- saving model, horizontal outlet	151.116.11.1  → p. 343	✓ <sup>1)</sup>	✓ <sup>1)</sup>	✓ <sup>1)</sup>	✓ <sup>1)</sup>

<sup>1)</sup> For space-saving connection with washbasin cabinets

Citterio washbasin with shelf surface			Citterio handrinse basin	Citterio lay-on washbasin
75 cm	90 cm		45 cm	56 cm
500.546.01.1	500.548.01.1	500.549.01.1	500.541.01.1	500.542.01.1
				
→ p. 9	→ p. 9	→ p. 9	→ p. 8	→ p. 9
✓	✓	✓		
	✓	✓		
✓	✓	✓	✓	
				✓
✓	✓	✓	✓	✓
✓	✓	✓	✓	✓
✓ <sup>1)</sup>	✓ <sup>1)</sup>	✓ <sup>1)</sup>	✓ <sup>1)</sup>	✓ <sup>1)</sup>

## Washbasin cabinets

### Geberit Citterio cabinet for handrinse basin, with one door



#### Technical data

Material	High-compressed three-layer chipboard
----------	---------------------------------------

#### Scope of delivery

- Fastening material

#### Characteristics

- Wall-hung
- With one door
- Opening via handle
- Can be equipped with feet
- Front made of glass
- Delivered pre-assembled
- Door frame made of metal

Art. no.	Surface / colour	B [cm]	Washbasin width [cm]	H [cm]	T [cm]
500.555.JI.1	Doors: shiny glass / taupe Body: wood-textured melamine / oak beige	44	45	55.4	31.6
500.555.JJ.1	Doors: shiny glass / black Body: wood-textured melamine / oak grey-brown	44	45	55.4	31.6

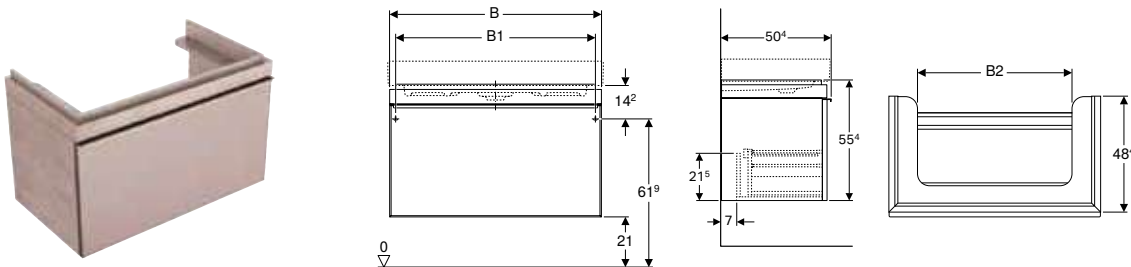
#### Can be combined with

- Geberit Citterio handrinse basin → p. 8

#### Accessories

- Accessory overview – Geberit Citterio bathroom furniture → p. 12

### Geberit Citterio cabinet for washbasin, with one drawer



#### Technical data

Material	High-compressed three-layer chipboard
----------	---------------------------------------

#### Scope of delivery

- Fastening material

#### Characteristics

- Wall-hung
- With one drawer
- Opening via handle
- Drawer with self-closing
- Can be equipped with feet
- Front made of glass
- Drawer frame made of metal
- Delivered pre-assembled

Art. no.	Surface / colour	B [cm]	B1 [cm]	B2 [cm]	Washbasin width [cm]	H [cm]	T [cm]
500.556.JI.1	Drawers: shiny glass / taupe Body: wood-textured melamine / oak beige	58.4	53.4	34.5	60	55.4	50.4
500.556.JJ.1	Drawers: shiny glass / black Body: wood-textured melamine / oak grey-brown	58.4	53.4	34.5	60	55.4	50.4
500.557.JI.1	Drawers: shiny glass / taupe Body: wood-textured melamine / oak beige	73.4	68.4	49.5	75	55.4	50.4

500.557.JJ.1	Drawers: shiny glass / black Body: wood-textured melamine / oak grey-brown	73.4	68.4	49.5	75	55.4	50.4
500.559.JI.1	Drawers: shiny glass / taupe Body: wood-textured melamine / oak beige	88.4	83.4	64.5	90	55.4	50.4
500.559.JJ.1	Drawers: shiny glass / black Body: wood-textured melamine / oak grey-brown	88.4	83.4	64.5	90	55.4	50.4
500.566.JI.1	Drawers: shiny glass / taupe Body: wood-textured melamine / oak beige	118.4	113.4	94.5	120	55.4	50.4
500.566.JJ.1	Drawers: shiny glass / black Body: wood-textured melamine / oak grey-brown	118.4	113.4	94.5	120	55.4	50.4

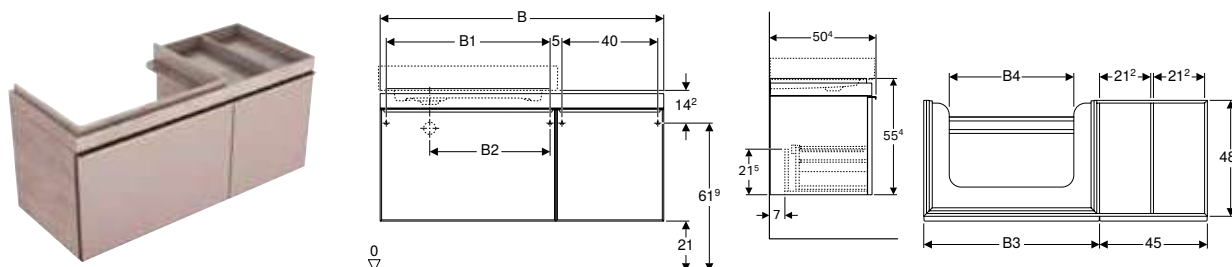
**Can be combined with**

- Geberit Citterio washbasin → p. 8
- Geberit Citterio washbasin with shelf surface → p. 9
- Geberit Citterio illuminated mirror → p. 21
- Geberit Citterio illuminated mirror, lateral storage shelf → p. 21

**Accessories**

- Accessory overview – Geberit Citterio bathroom furniture → p. 12

**Geberit Citterio cabinet for washbasin, with two drawers and shelf surface**



**Technical data**

Material	High-compressed three-layer chipboard
----------	---------------------------------------

**Scope of delivery**

- Fastening material

**Characteristics**

- Wall-hung
- With one internal drawer
- With two drawers
- Opening via handle
- Drawer with self-closing
- Can be equipped with feet
- Front made of glass
- Drawer frame made of metal
- Delivered pre-assembled

Art. no.	Surface / colour	B [cm]	B1 [cm]	B2 [cm]	B3 [cm]	B4 [cm]	Washbasin width [cm]	H [cm]	T [cm]	Shelf space
500.562.JI.1	Drawers: shiny glass / taupe Body: wood-textured melamine / oak beige	118.4	68.4	49.7	73.4	52	75	55.4	50.4	right
500.562.JJ.1	Drawers: shiny glass / black Body: wood-textured melamine / oak grey-brown	118.4	68.4	49.7	73.4	52	75	55.4	50.4	right
500.563.JI.1	Drawers: shiny glass / taupe Body: wood-textured melamine / oak beige	118.4	68.4	49.7	73.4	52	75	55.4	50.4	left
500.563.JJ.1	Drawers: shiny glass / black Body: wood-textured melamine / oak grey-brown	118.4	68.4	49.7	73.4	52	75	55.4	50.4	left
500.567.JI.1	Drawers: shiny glass / taupe Body: wood-textured melamine / oak beige	133.4	83.4	41.7	88.4	67	90	55.4	50.4	right
500.567.JJ.1	Drawers: shiny glass / black Body: wood-textured melamine / oak grey-brown	133.4	83.4	41.7	88.4	67	90	55.4	50.4	right
500.568.JI.1	Drawers: shiny glass / taupe Body: wood-textured melamine / oak beige	133.4	83.4	41.7	88.4	67	90	55.4	50.4	left
500.568.JJ.1	Drawers: shiny glass / black Body: wood-textured melamine / oak grey-brown	133.4	83.4	41.7	88.4	67	90	55.4	50.4	left

**Can be combined with**

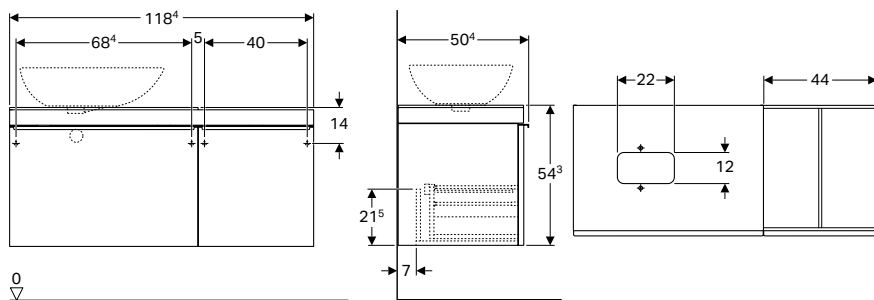
- Geberit Citterio washbasin with shelf surface → p. 9
- Geberit Citterio illuminated mirror → p. 21
- Geberit Citterio illuminated mirror, lateral storage shelf → p. 21

**Accessories**

- Accessory overview – Geberit Citterio bathroom furniture → p. 12



## Geberit Citterio cabinet for lay-on washbasin, with two drawers and shelf surface



### Technical data

Material	High-compressed three-layer chipboard
----------	---------------------------------------

### Scope of delivery

- Fastening material

### Characteristics

- Wall-hung
- With one internal drawer
- With two drawers
- Opening via handle
- Drawer with self-closing
- Can be equipped with feet
- Front made of glass
- Cover plate made of glass
- Drawer frame made of metal
- Delivered pre-assembled

Art. no.	Surface / colour	B [cm]	H [cm]	T [cm]	Shelf space
500.564.JI.1	Drawers: shiny glass / taupe Body: wood-textured melamine / oak beige	118.4	54.3	50.4	right
500.564.JJ.1	Drawers: shiny glass / black Body: wood-textured melamine / oak grey-brown	118.4	54.3	50.4	right
500.565.JI.1	Drawers: shiny glass / taupe Body: wood-textured melamine / oak beige	118.4	54.3	50.4	left
500.565.JJ.1	Drawers: shiny glass / black Body: wood-textured melamine / oak grey-brown	118.4	54.3	50.4	left

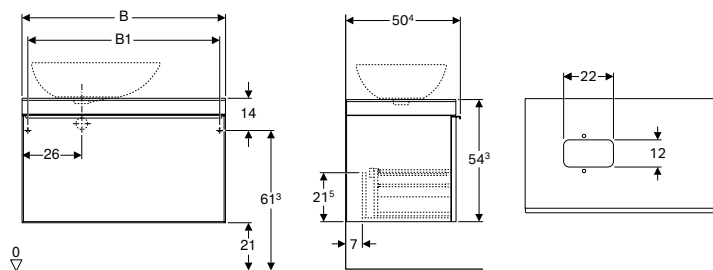
### Can be combined with

- Geberit Citterio lay-on washbasin → p. 9
- Geberit Citterio lay-on washbasin with waste outlet → p. 10
- Geberit Citterio illuminated mirror → p. 21
- Geberit Citterio illuminated mirror, lateral storage shelf → p. 21

### Accessories

- Accessory overview – Geberit Citterio bathroom furniture → p. 12

## Geberit Citterio cabinet for lay-on washbasin, with one drawer



### Technical data

Material	High-compressed three-layer chipboard
----------	---------------------------------------

### Scope of delivery

- Fastening material

### Characteristics

- Wall-hung
- With one drawer
- Opening via handle
- Drawer with self-closing
- Front made of glass
- Can be equipped with feet
- Cover plate made of glass
- Drawer frame made of metal
- Delivered pre-assembled

Art. no.	Surface / colour	B [cm]	B1 [cm]	H [cm]	T [cm]	Siphon cutout
500.558.JI.1	Drawers: shiny glass / taupe Body: wood-textured melamine / oak beige	73.4	68.4	54.3	50.4	left or right
500.558.JJ.1	Drawers: shiny glass / black Body: wood-textured melamine / oak grey-brown	73.4	68.4	54.3	50.4	left or right
500.560.JI.1	Drawers: shiny glass / taupe Body: wood-textured melamine / oak beige	88.4	83.4	54.3	50.4	left or right
500.560.JJ.1	Drawers: shiny glass / black Body: wood-textured melamine / oak grey-brown	88.4	83.4	54.3	50.4	left or right
500.561.JI.1	Drawers: shiny glass / taupe Body: wood-textured melamine / oak beige	118.4	113.4	54.3	50.4	left or right
500.561.JJ.1	Drawers: shiny glass / black Body: wood-textured melamine / oak grey-brown	118.4	113.4	54.3	50.4	left or right

### Can be combined with

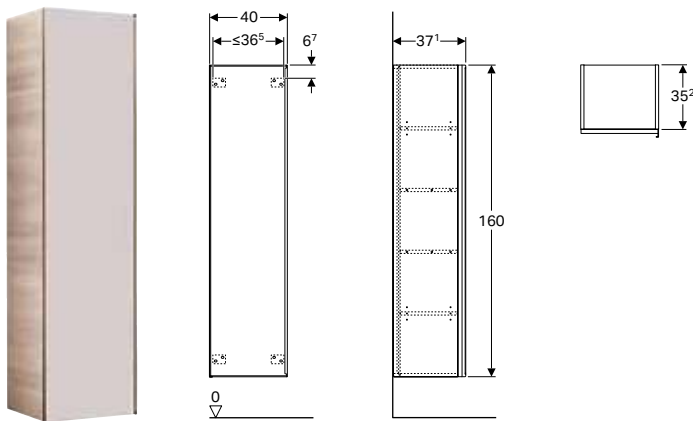
- Geberit Citterio lay-on washbasin → p. 9
- Geberit Citterio lay-on washbasin with waste outlet → p. 10
- Geberit Citterio illuminated mirror → p. 21
- Geberit Citterio illuminated mirror, lateral storage shelf → p. 21

### Accessories

- Accessory overview – Geberit Citterio bathroom furniture → p. 12

## Side cabinets

### Geberit Citterio tall cabinet with one door



#### Technical data

Material	High-compressed three-layer chipboard
----------	---------------------------------------

#### Scope of delivery

- 4 movable shelves
- Fastening material

#### Characteristics

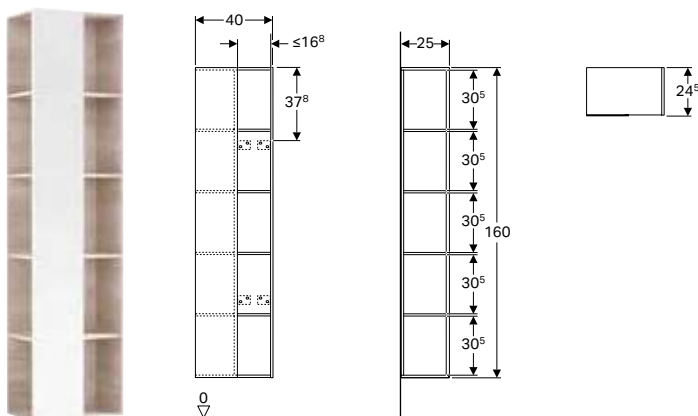
- Wall-hung
- With one door
- Opening via handle
- Door with soft closing
- With four movable shelves
- Left or right hinge side
- Front made of glass
- Door frame made of metal
- Delivered pre-assembled

Art. no.	Surface / colour	B [cm]	H [cm]	T [cm]
500.554.JI.1	Doors: shiny glass / taupe Body: wood-textured melamine / oak beige	40	160	37.1
500.554.JJ.1	Drawers: shiny glass / black Body: wood-textured melamine / oak grey-brown	40	160	37.1

#### Accessories

- Accessory overview – Geberit Citterio bathroom furniture → p. 12

### Geberit Citterio shelf unit with mirror



#### Technical data

Material	High-compressed three-layer chipboard
----------	---------------------------------------

#### Scope of delivery

- Fastening material

#### Characteristics

- With 8 fixed shelves
- Front with mirror
- Delivered pre-assembled

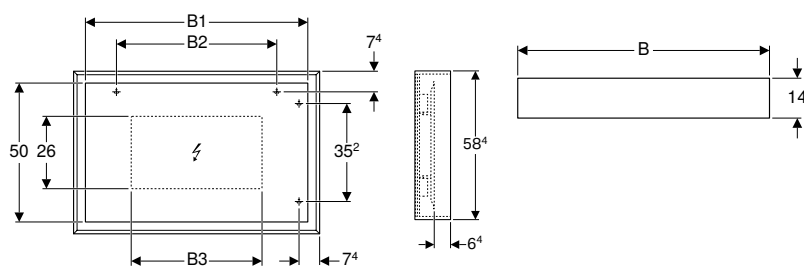
Art. no.	Surface / colour	B [cm]	H [cm]	T [cm]
500.569.JI.1	wood-textured melamine / oak beige	40	160	25
500.569.JJ.1	wood-textured melamine / oak grey-brown	40	160	25

#### Accessories

- Accessory overview – Geberit Citterio bathroom furniture → p. 12

## Mirrors

### Geberit Citterio illuminated mirror



#### Technical data

Protection class	II
Protection degree	IP44
Nominal voltage	230 V AC
Mains frequency	50 Hz
Operating voltage	12 V DC
Output voltage	12 V DC
Material	Glass
Energy efficiency class	A++
Light colour	4200 K

#### Characteristics

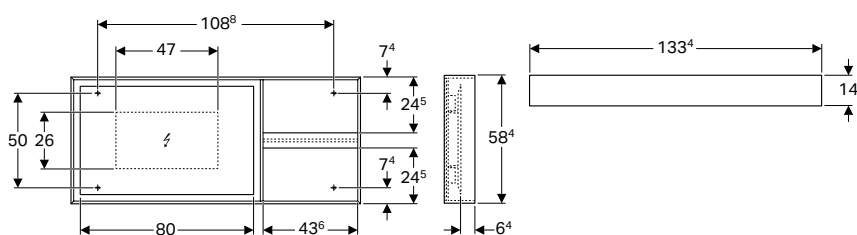
- Mirror surface with LED light strip integrated in frame
- Light operated by wall switch
- Frame made of wood

Art. no.	Surface / colour	B [cm]	B1 [cm]	B2 [cm]	B3 [cm]	H [cm]	T [cm]	Power consumption [W]	Luminous flux [lm]
500.572.JI.1	wood-textured melamine / oak beige	88.4	80	57.6	47	58.4	14	22	2860
500.572.JJ.1	wood-textured melamine / oak grey-brown	88.4	80	57.6	47	58.4	14	22	2860
500.570.JI.1	wood-textured melamine / oak beige	118.4	110	80	77	58.4	14	28	3640
500.570.JJ.1	wood-textured melamine / oak grey-brown	118.4	110	80	77	58.4	14	28	3640

#### Accessories

- Accessory overview – Geberit Citterio bathroom furniture → p. 12

### Geberit Citterio illuminated mirror, lateral storage shelf



#### Technical data

Protection class	II
Protection degree	IP44
Nominal voltage	230 V AC
Mains frequency	50 Hz
Operating voltage	12 V DC
Output voltage	12 V DC
Power consumption	22 W
Material	Glass
Energy efficiency class	A++
Light colour	4200 K

#### Characteristics

- With right or left storage shelf
- Light operated by wall switch
- Mirror surface with LED light strip integrated in frame
- Frame made of wood

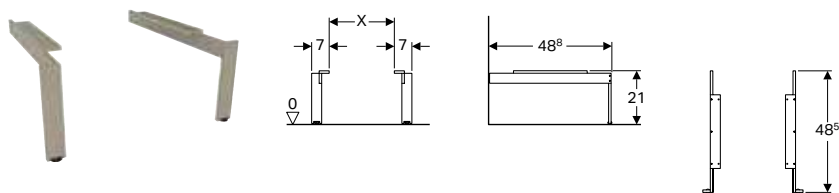
Art. no.	Surface / colour	B [cm]	H [cm]	T [cm]	Luminous flux [lm]
500.571.JI.1	wood-textured melamine / oak beige	133.4	58.4	14	2860
500.571.JJ.1	wood-textured melamine / oak grey-brown	133.4	58.4	14	2860

#### Accessories

- Accessory overview – Geberit Citterio bathroom furniture → p. 12

## Accessories

### Geberit Citterio set of feet



#### Technical data

Material	Aluminium
----------	-----------

#### Scope of delivery

- Set of 2 pieces

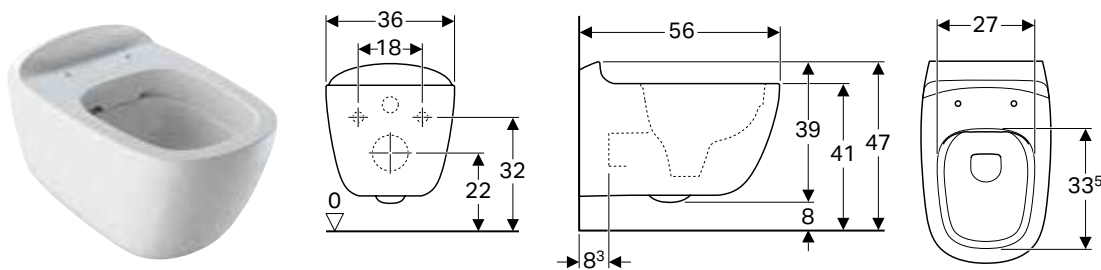
Art. no. Surface / colour

500.573.39.1 champagne

## WCs

### Wall-hung WCs

#### Geberit Citterio wall-hung WC, washdown, Rimfree



#### Application purposes

- For concealed cisterns
- For pressure flushing valves

#### Technical data

Material	Vitreous china
----------	----------------

#### Characteristics

- Wall-hung
- Washdown WC
- Rimfree
- Class 1, full flush volume 6 / 5 l, in accordance with EN 997
- Class 2 in accordance with EN 997
- Flushes with 4.5 l
- Shrouded

#### Scope of delivery

- Fastening material

Art. no. Surface / colour

500.510.01.1 KeraTect / white

B	H	T
[cm]	[cm]	[cm]
36	33	56

#### To order additionally

- WC seat

#### Can be combined with

- Geberit Citterio WC seat → p. 23

#### Accessories

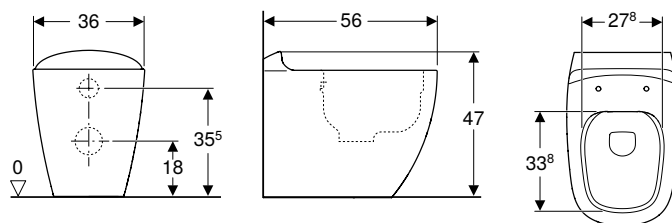
- Geberit connection set for wall-hung WC, length 30 cm → p. 346



- Depending on the installation type, a Geberit connection set for wall-hung WC, length 30 cm is required for mounting

## Floor-standing WCs

### Geberit Citterio floor-standing WC, washdown, back-to-wall, shrouded, Rimfree



#### Application purposes

- For concealed cisterns

#### Technical data

Material	Vitreous china
----------	----------------

#### Characteristics

- Floor-standing
- Back-to-wall
- Washdown WC
- Rimfree
- Horizontal or vertical outlet
- Class 1, full flush volume 6 l, in accordance with EN 997
- Class 2 in accordance with EN 997
- Shrouded

#### Scope of delivery

- Fastening material

Art. no.	Surface / colour	B [cm]	H [cm]	T [cm]
500.512.01.1	KeraTect / white	36	47	56

#### To order additionally

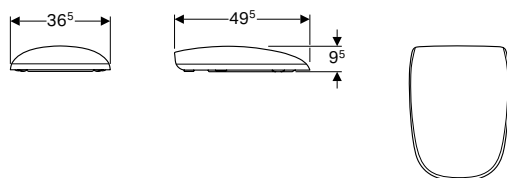
- WC seat

#### Can be combined with

- Geberit Citterio WC seat → p. 23

## WC seats

### Geberit Citterio WC seat



#### Technical data

Material	Duroplast
----------	-----------

#### Characteristics

- Overlapping WC lid

Art. no.	Surface / colour	Soft-closing mechanism	Fastening	Hinge material
500.540.01.1	white	yes	from above	Brass chrome-plated

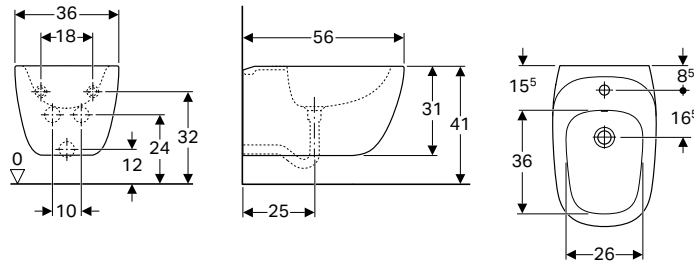
#### Can be combined with

- Geberit Citterio wall-hung WC, washdown, Rimfree → p. 22
- Geberit Citterio floor-standing WC, washdown, back-to-wall, shrouded, Rimfree → p. 23

# Bidets

## Wall-hung bidets

### Geberit Citterio wall-hung bidet, shrouded



#### Application purposes

- For single-hole taps with flexible hoses

#### Technical data

Material	Vitreous china
----------	----------------

#### Characteristics

- Wall-hung
- Hidden water supply connection
- Shrouded

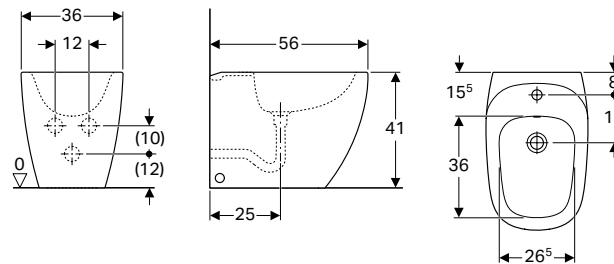
#### Scope of delivery

- Fastening material

Art. no.	Surface / colour	B [cm]	H [cm]	T [cm]	Overflow
500.539.01.1	KeraTect / white	36	31	56	visible

## Floor-standing bidets

### Geberit Citterio floor-standing bidet, back-to-wall



#### Application purposes

- For single-hole taps

#### Technical data

Material	Vitreous china
----------	----------------

#### Characteristics

- Floor-standing
- Back-to-wall
- Hidden water supply connection
- Hidden fastening

#### Scope of delivery

- Fastening material

Art. no.	Surface / colour	B [cm]	H [cm]	T [cm]	Overflow
500.538.01.1	KeraTect / white	36	41	56	visible







# Geberit Xeno<sup>2</sup>

<b>Washbasins</b> .....	<b>28</b>
Accessory overview – Geberit Xeno <sup>2</sup> washbasins.....	28
Assortment overview – Geberit Xeno <sup>2</sup> washbasins and washbasin cabinets .....	30
Handrinse basins.....	34
Washbasins .....	34
Washbasins made of solid surface material.....	35
<b>Bathroom furniture</b> .....	<b>36</b>
Accessory overview – Geberit Xeno <sup>2</sup> bathroom furniture .....	36
Washbasin cabinets.....	38
Side cabinets .....	44
Mirrors .....	46
Accessories.....	47
<b>WCs</b> .....	<b>48</b>
Wall-hung WCs.....	48
WC seats.....	49
<b>Bidets</b> .....	<b>49</b>
Wall-hung bidets .....	49





# Washbasins

## Accessory overview – Geberit Xeno<sup>2</sup> washbasins

Geberit International Sales, version: January 2019

	Xeno <sup>2</sup> washbasin			
	60 cm	90 cm	120 cm	
	500.530.01.1	500.531.01.1 500.532.01.1 500.533.01.1 500.534.01.1 500.535.01.1 500.536.01.1	500.551.01.1	
				
	→ p. 34	→ p. 34	→ p. 34	
<b>Only in conjunction with</b>				
Geberit washbasin connector Clou with lever actuation 152.018.00.1  → p. 344			✓	
Geberit valve cover for washbasin connector Clou 241.993.21.1  → p. 344			✓	
<b>Or</b>				
Geberit waste outlet with free outlet 152.050.21.1  → p. 343	✓	✓	✓	
<b>Optional accessories</b>				
Geberit bottle trap with dip tube for washbasin, space- saving model, horizontal outlet 151.116.11.1  → p. 344	✓ <sup>1)</sup>	✓ <sup>1)</sup>	✓ <sup>1)</sup>	






<sup>1)</sup> For space-saving connection with washbasin cabinets

		Geberit Xeno <sup>2</sup> vanity basin			Xeno <sup>2</sup> handrinse basin
120 cm		140 cm	160 cm	40 cm	
	500.552.01.1 500.550.01.1	500.276.00.1 500.277.00.1	500.278.00.1 500.279.00.1	500.528.01.1 500.529.01.1	
					
	→ p. 34	→ p. 35	→ p. 35	→ p. 34	
		✓	✓		
	✓	✓	✓	✓	
	✓ <sup>1)</sup>	✓ <sup>1)</sup>	✓ <sup>1)</sup>		








Assortment overview – Geberit Xeno<sup>2</sup> washbasins and washbasin cabinets

Geberit International Sales, version: January 2019






				Geberit Xeno <sup>2</sup> handrinse basin	Geberit Xeno <sup>2</sup> washbasin	Geberit Xeno <sup>2</sup> washbasin	
				40 cm	60 cm		
				500.528.01.1 500.529.01.1	500.530.01.1	500.531.01.1 500.532.01.1	
							
				→ p. 34	→ p. 34	→ p. 34	
<b>Width 400 mm</b>							
Geberit Xeno <sup>2</sup> cabinet for handrinse basin, with one door	500.502.43.1		→ p. 38	✓			
	500.502.00.1						
	500.502.01.1						
<b>Width 600 mm</b>							
Geberit Xeno <sup>2</sup> cabinet for washbasin, with one drawer	500.505.43.1		→ p. 38		✓		
	500.505.00.1						
	500.505.01.1						
Geberit Xeno <sup>2</sup> cabinet for washbasin, with two drawers	500.506.43.1		→ p. 39		✓		
	500.506.00.1						
	500.506.01.1						
<b>Width 900 mm</b>							
Geberit Xeno <sup>2</sup> cabinet for washbasin, with one drawer	500.508.43.1		→ p. 38			✓	
	500.508.00.1						
	500.508.01.1						
Geberit Xeno <sup>2</sup> cabinet for washbasin with shelf surface, with one drawer	500.513.43.1		→ p. 40				
	500.513.00.1						
	500.513.01.1						
	500.514.43.1						
	500.514.00.1						
500.514.01.1							
Geberit Xeno <sup>2</sup> cabinet for washbasin, with two drawers	500.509.43.1		→ p. 39			✓	
	500.509.00.1						
	500.509.01.1						
Geberit Xeno <sup>2</sup> cabinet for washbasin with shelf surface, with two drawers	500.515.43.1		→ p. 41				
	500.515.00.1						
	500.515.01.1						
	500.516.43.1						
	500.516.00.1						
500.516.01.1							
<b>Width 1200 mm</b>							

	Geberit Xeno <sup>2</sup> washbasin with shelf surface	Geberit Xeno <sup>2</sup> washbasin with shelf surface	Geberit Xeno <sup>2</sup> washbasin	Geberit Xeno <sup>2</sup> vanity basin	Geberit Xeno <sup>2</sup> vanity basin
	90 cm		120 cm	140 cm	160 cm
	500.533.01.1 500.534.01.1	500.535.01.1 500.536.01.1	500.552.01.1 500.550.01.1 500.551.01.1	500.276.00.1 500.277.00.1	500.278.00.1 500.279.00.1
					
	→ p. 35	→ p. 35	→ p. 34	→ p. 35	→ p. 35
	✓				
		✓			
	✓				
		✓			

Geberit International Sales, version: January 2019

			Geberit Xeno <sup>2</sup> handrinse basin	Geberit Xeno <sup>2</sup> washbasin	Geberit Xeno <sup>2</sup> washbasin	
			40 cm	60 cm		
			500.528.01.1 500.529.01.1	500.530.01.1	500.531.01.1 500.532.01.1	
						
			→ p. 34	→ p. 34	→ p. 34	
<b>Width 400 mm</b>						
Geberit Xeno <sup>2</sup> cabinet for washbasin with width from 120 cm, with two drawers	500.517.43.1 500.517.00.1 500.517.01.1		→ p. 42			
Geberit Xeno <sup>2</sup> cabinet for washbasin with width from 120 cm, with four drawers	500.518.43.1 500.518.00.1 500.518.01.1					
<b>Width 1400 mm</b>						
Geberit Xeno <sup>2</sup> cabinet for washbasin made of solid surface material with two tap holes, with two drawers	500.348.43.1 500.348.00.1 500.348.01.1		→ p. 43			
<b>Width 1600 mm</b>						
Geberit Xeno <sup>2</sup> cabinet for washbasin made of solid surface material with two tap holes, with two drawers	500.346.43.1 500.346.00.1 500.346.01.1		→ p. 43			

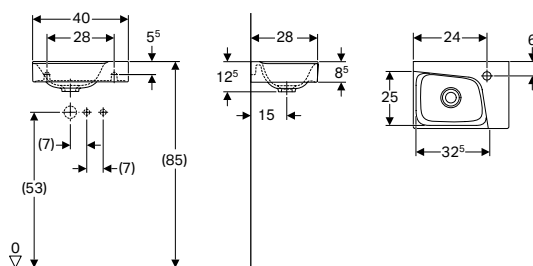
✓ Compatible

	Geberit Xeno <sup>2</sup> washbasin with shelf surface	Geberit Xeno <sup>2</sup> washbasin with shelf surface	Geberit Xeno <sup>2</sup> washbasin	Geberit Xeno <sup>2</sup> vanity basin	Geberit Xeno <sup>2</sup> vanity basin
	90 cm		120 cm	140 cm	160 cm
	500.533.01.1 500.534.01.1	500.535.01.1 500.536.01.1	500.552.01.1 500.550.01.1 500.551.01.1	500.276.00.1 500.277.00.1	500.278.00.1 500.279.00.1
					
	→ p. 35	→ p. 35	→ p. 34	→ p. 35	→ p. 35
			✓		
			✓		
				✓	
					✓



## Handrinse basins

### Geberit Xeno<sup>2</sup> handrinse basin



#### Technical data

Material	Fine fireclay
----------	---------------

#### Characteristics

- Can be installed with a washbasin cabinet
- Asymmetrical

Art. no.	Surface / colour	B [cm]	H [cm]	T [cm]	Tap hole	Overflow
500.528.01.1	KeraTect / white	40	12.5	28	left	without
500.529.01.1	KeraTect / white	40	12.5	28	right	without

#### Can be combined with

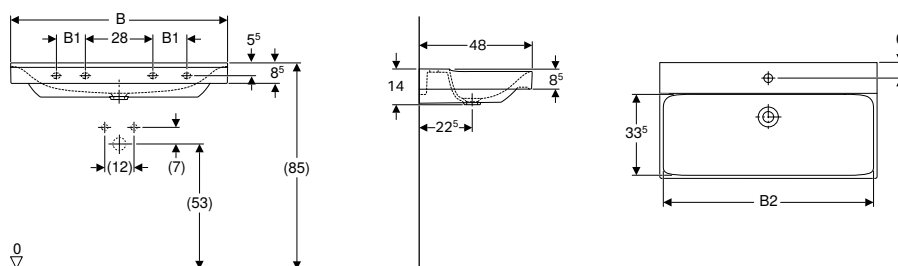
- Geberit Xeno<sup>2</sup> cabinet for handrinse basin, with one door → p. 38

#### Accessories

- Accessory overview – Geberit Xeno<sup>2</sup> washbasins → p. 28

## Washbasins

### Geberit Xeno<sup>2</sup> washbasin



#### Technical data

Material	Fine fireclay
----------	---------------

#### Characteristics

- Can be installed with a washbasin cabinet

Art. no.	Surface / colour	B [cm]	B1 [cm]	B2 [cm]	Cabinet width [cm]	H [cm]	T [cm]	Tap hole	Overflow	Fastening points
500.530.01.1	KeraTect / white	60	–	57.2	58	14	48	centred	without	2
500.531.01.1	KeraTect / white	90	12	87.2	88	14	48	centred	without	4
500.532.01.1	KeraTect / white	90	12	87.2	88	14	48	without	without	4
500.550.01.1	KeraTect / white	120	24	117.2	118	14	48	left and right	without	4
500.551.01.1	KeraTect / white	120	24	117.2	118	14	48	centred	without	4
500.552.01.1	KeraTect / white	120	24	117.2	118	14	48	without	without	4

#### To order additionally

- Washbasin connector

#### Can be combined with

- Geberit Xeno<sup>2</sup> cabinet for washbasin, with one drawer → p. 38
- Geberit Xeno<sup>2</sup> cabinet for washbasin, with two drawers → p. 39
- Geberit Xeno<sup>2</sup> cabinet for washbasin with width from 120 cm, with four drawers → p. 42
- Geberit Xeno<sup>2</sup> cabinet for washbasin with width from 120 cm, with two drawers → p. 42

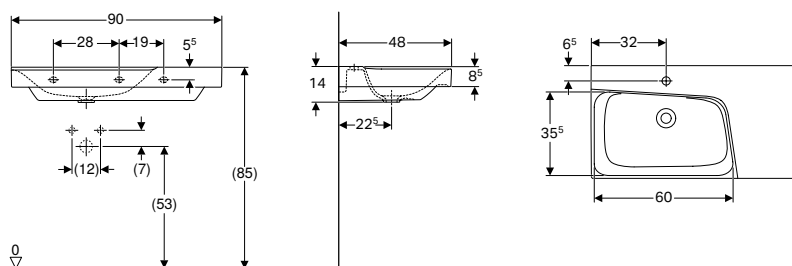
#### Accessories

- Accessory overview – Geberit Xeno<sup>2</sup> washbasins → p. 28



- Geberit washbasin connector Clou with lever actuation only for washbasins with one tap hole. Compatible with washbasins with one tap hole 60 and 90 cm only when installed without cabinet

## Geberit Xeno<sup>2</sup> washbasin with shelf surface



### Technical data

Material	Fine fireclay
----------	---------------

### Characteristics

- Can be installed with a washbasin cabinet
- Asymmetrical
- With shelf surface

Art. no.	Surface / colour	B [cm]	H [cm]	T [cm]	Tap hole	Overflow	Shelf space
500.533.01.1	KeraTect / white	90	14	48	centred	without	right
500.534.01.1	KeraTect / white	90	14	48	without	without	right
500.535.01.1	KeraTect / white	90	14	48	centred	without	left
500.536.01.1	KeraTect / white	90	14	48	without	without	left

### To order additionally

- Washbasin connector

### Can be combined with

- Geberit Xeno<sup>2</sup> cabinet for washbasin with shelf surface, with two drawers → p. 41
- Geberit Xeno<sup>2</sup> cabinet for washbasin with shelf surface, with one drawer → p. 40

### Accessories

- Accessory overview – Geberit Xeno<sup>2</sup> washbasins → p. 28

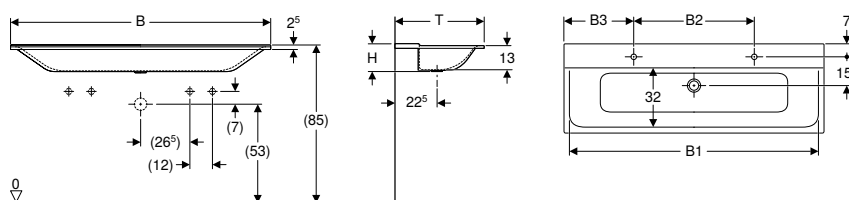


- Geberit drain valve with free outlet only for washbasins without tap hole
- Geberit washbasin connector Clou with lever actuation only for washbasins with one tap hole. Compatible with washbasins with one tap hole only when installed without cabinet

## Washbasins made of solid surface material

New

### Geberit Xeno<sup>2</sup> vanity basin



### Application purposes

- For mounting on washbasin cabinets

### Technical data

Material	Varicor®
----------	----------

### Characteristics

- Slim rim
- Antibacterial
- Shockproof
- Scratchproof
- Easy cleaning
- Seamless surface repair

Art. no.	Surface / colour	B [cm]	B1 [cm]	B2 [cm]	B3 [cm]	Cabinet width [cm]	H [cm]	T [cm]	Tap hole	Overflow
500.276.00.1	white alpine	140	135	–	–	139.5	15	48	without	without
500.277.00.1	white alpine	140	135	65	37.5	139.5	15	48	left and right	without
500.278.00.1	white alpine	160	155	–	–	159.5	15	48	without	without
500.279.00.1	white alpine	160	155	70	45	159.5	15	48	left and right	without

Available as of April 2019



### Accessories

- Accessory overview – Geberit Xeno<sup>2</sup> washbasins → p. 28

## Bathroom furniture

### Accessory overview – Geberit Xeno<sup>2</sup> bathroom furniture

SC0id, version: M01 2019

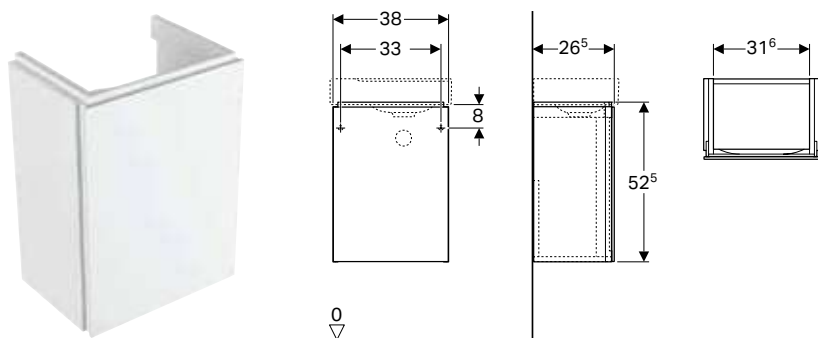
		Towel hook	Xeno <sup>2</sup> drawer insert, T-partition	Xeno <sup>2</sup> drawer insert, H-partition		Xeno <sup>2</sup> glass shelf	
		500.647.JK.2	500.525.00.1	500.526.00.1	500.527.00.1	500.523.00.1	500.524.00.1
							
		→ p. 94	→ p. 47			→ p. 48	
<b>Cabinets</b>							
Xeno <sup>2</sup> cabinet for handrinse basin, with one door	500.502.01.1		✓	✓	✓		
	500.502.43.1 → p. 38		✓	✓	✓		
	500.502.00.1		✓	✓	✓		
Xeno <sup>2</sup> cabinet for washbasin, with one drawer	500.505.01.1		✓	✓	✓		
	500.505.43.1		✓	✓	✓		
	500.505.00.1 → p. 39		✓	✓	✓		
	500.508.01.1		✓	✓	✓		
	500.508.43.1		✓	✓	✓		
Xeno <sup>2</sup> cabinet for washbasin with shelf surface, with one drawer	500.513.01.1		✓	✓	✓		
	500.513.43.1		✓	✓	✓		
	500.513.00.1 → p. 40		✓	✓	✓		
	500.514.01.1		✓	✓	✓		
	500.514.43.1		✓	✓	✓		
Xeno <sup>2</sup> cabinet for washbasin, with two drawers	500.514.00.1		✓	✓	✓		
	500.506.01.1		✓	✓	✓		
	500.506.43.1		✓	✓	✓		
	500.506.00.1 → p. 39		✓	✓	✓		
	500.509.01.1		✓	✓	✓		
Xeno <sup>2</sup> cabinet for washbasin with width from 120 cm, with two drawers	500.509.43.1		✓	✓	✓		
	500.509.00.1		✓	✓	✓		
	500.517.01.1		✓	✓	✓		
Xeno <sup>2</sup> cabinet for washbasin with shelf surface, with two drawers	500.517.43.1 → p. 42		✓	✓	✓		
	500.517.00.1		✓	✓	✓		
	500.515.01.1		✓	✓	✓		
Xeno <sup>2</sup> cabinet for washbasin with shelf surface, with two drawers	500.515.43.1		✓	✓	✓		
	500.515.00.1 → p. 41		✓	✓	✓		
	500.516.01.1		✓	✓	✓		
	500.516.43.1		✓	✓	✓		
	500.516.00.1		✓	✓	✓		
Geberit Xeno <sup>2</sup> cabinet for washbasin made of solid surface material with two tap holes, with two drawers	500.347.00.1		✓	✓	✓		
	500.348.00.1		✓	✓	✓		
	500.348.43.1 → p. 43		✓	✓	✓		
	500.346.01.1		✓	✓	✓		
	500.346.00.1		✓	✓	✓		
Xeno <sup>2</sup> cabinet for washbasin with width from 120 cm, with four drawers	500.346.43.1		✓	✓	✓		
	500.518.01.1 → p. 42		✓	✓	✓		
	500.518.43.1 → p. 43		✓	✓	✓		
	500.518.00.1 → p. 42		✓	✓	✓		
<b>Tall cabinets</b>							
Xeno <sup>2</sup> tall cabinet with one door and internal mirror	500.503.01.1	✓					
	500.503.43.1 → p. 44	✓					
	500.503.00.1	✓					
<b>Side cabinets</b>							
Xeno <sup>2</sup> low cabinet with one drawer	500.507.01.1						✓
	500.507.43.1						✓
	500.507.00.1 → p. 45						✓
Xeno <sup>2</sup> low cabinet with two drawers	500.504.01.1					✓	
	500.504.43.1					✓	
	500.504.00.1					✓	

✓ Compatible



## Washbasin cabinets

### Geberit Xeno<sup>2</sup> cabinet for handrinse basin, with one door



#### Technical data

Material	High-compressed three-layer chipboard
----------	---------------------------------------

#### Characteristics

- Wall-hung
- With one door
- Door with soft closing
- Left or right hinge side
- Moisture-resistant
- Delivered pre-assembled

#### Scope of delivery

- Fastening material

Art. no.	Surface / colour	B Washbasin width		H	T
		[cm]	[cm]	[cm]	[cm]
500.502.00.1	<b>N</b> matt coated / greige	38	45	52.5	26.5
500.502.01.1	high-gloss coated / white	38	45	52.5	26.5
500.502.43.1	structured coated / scultura grey	38	45	52.5	26.5

N: New, available as of April 2019

#### Can be combined with

- Geberit Xeno<sup>2</sup> handrinse basin → p. 34
- Geberit Xeno<sup>2</sup> illuminated mirror → p. 46

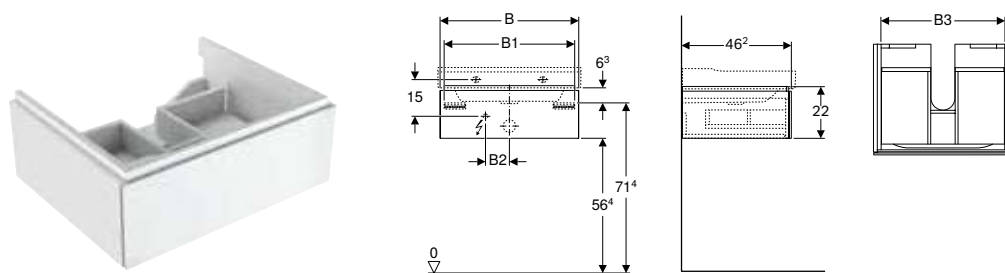
#### Accessories

- Accessory overview – Geberit Xeno<sup>2</sup> bathroom furniture → p. 36



- Replacement for art. no. 807041000

### Geberit Xeno<sup>2</sup> cabinet for washbasin, with one drawer



#### Technical data

Protection class	II
Protection degree	IP21
Nominal voltage	220–240 V AC
Mains frequency	50–60 Hz
Operating voltage	12 V DC
Material	High-compressed three-layer chipboard
Energy efficiency class	A++
Light colour	3000 K

#### Characteristics

- Wall-hung
- With one drawer
- Opened using push-to-open mechanism
- Drawer with antislip mat
- Drawer with LED lighting
- Moisture-resistant
- Delivered pre-assembled

#### Scope of delivery

- Fastening material

Art. no.	Surface / colour	B [cm]	B1 [cm]	B2 [cm]	B3 [cm]	Washbasin width [cm]	H [cm]	T [cm]	Power consumption [W]	Luminous flux [lm]
500.505.00.1	N matt coated / greige	58	54.6	10	51.6	60	22	46.2	2.25	270
500.505.01.1	high-gloss coated / white	58	54.6	10	51.6	60	22	46.2	2.25	270
500.505.43.1	structured coated / scultura grey	58	54.6	10	51.6	60	22	46.2	2.25	270
500.508.00.1	N matt coated / greige	88	84.6	23	81.6	90	22	46.2	3.75	450
500.508.01.1	high-gloss coated / white	88	84.6	23	81.6	90	22	46.2	3.75	450
500.508.43.1	structured coated / scultura grey	88	84.6	23	81.6	90	22	46.2	3.75	450

N: New, available as of April 2019

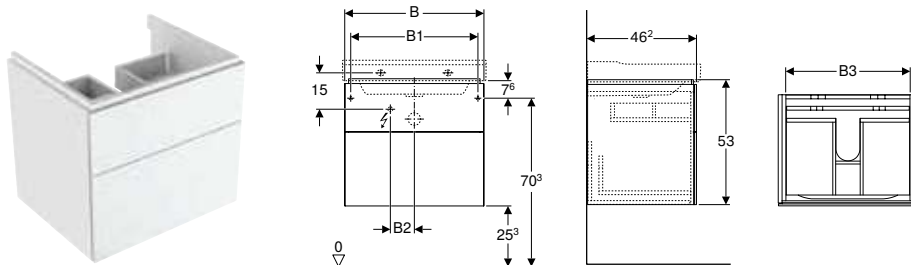
#### Can be combined with

- Geberit Xeno<sup>2</sup> washbasin → p. 34
- Geberit Xeno<sup>2</sup> illuminated mirror with direct and indirect lighting → p. 46

#### Accessories

- Accessory overview – Geberit Xeno<sup>2</sup> bathroom furniture → p. 36

## Geberit Xeno<sup>2</sup> cabinet for washbasin, with two drawers



#### Technical data

Protection class	II
Protection degree	IP21
Nominal voltage	220–240 V AC
Mains frequency	50–60 Hz
Operating voltage	12 V DC
Material	High-compressed three-layer chipboard
Energy efficiency class	A++
Light colour	3000 K

#### Characteristics

- Wall-hung
- With two drawers
- Opened using push-to-open mechanism
- Drawer with antislip mat
- Drawer with LED lighting
- Moisture-resistant
- Delivered pre-assembled

#### Scope of delivery

- Fastening material

Art. no.	Surface / colour	B [cm]	B1 [cm]	B2 [cm]	B3 [cm]	Washbasin width [cm]	H [cm]	T [cm]	Power consumption [W]	Luminous flux [lm]
500.506.00.1	N matt coated / greige	58	53	10	51.6	60	53	46.2	2.25	270
500.506.01.1	high-gloss coated / white	58	53	10	51.6	60	53	46.2	2.25	270
500.506.43.1	structured coated / scultura grey	58	53	10	51.6	60	53	46.2	2.25	270
500.509.00.1	N matt coated / greige	88	83	23	81.6	90	53	46.2	3.75	450
500.509.01.1	high-gloss coated / white	88	83	23	81.6	90	53	46.2	3.75	450
500.509.43.1	structured coated / scultura grey	88	83	23	81.6	90	53	46.2	3.75	450

N: New, available as of April 2019

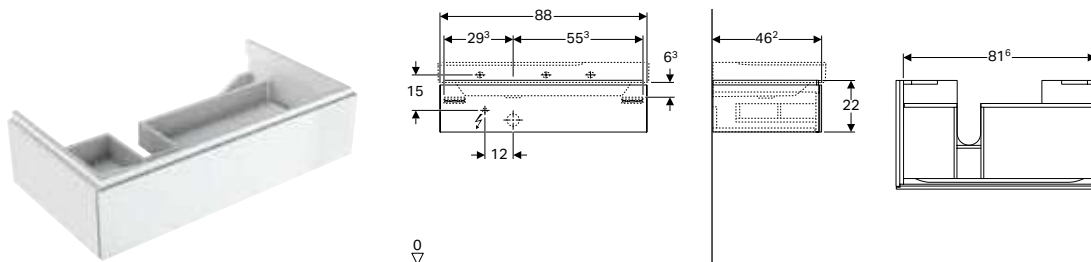
#### Can be combined with

- Geberit Xeno<sup>2</sup> washbasin → p. 34
- Geberit Xeno<sup>2</sup> illuminated mirror with direct and indirect lighting → p. 46

#### Accessories

- Accessory overview – Geberit Xeno<sup>2</sup> bathroom furniture → p. 36

## Geberit Xeno<sup>2</sup> cabinet for washbasin with shelf surface, with one drawer



### Technical data

Protection class	II
Protection degree	IP21
Nominal voltage	220–240 V AC
Mains frequency	50–60 Hz
Operating voltage	12 V DC
Power consumption	3.75 W
Material	High-compressed three-layer chipboard
Energy efficiency class	A++
Light colour	3000 K

### Characteristics

- Wall-hung
- With one drawer
- Opened using push-to-open mechanism
- With shelf surface
- Drawer with antislip mat
- Drawer with LED lighting
- Moisture-resistant
- Delivered pre-assembled

### Scope of delivery

- Fastening material

Art. no.	Surface / colour	B [cm]	Washbasin width [cm]	H [cm]	T [cm]	Siphon cutout
500.513.00.1	<b>N</b> matt coated / greige	88	90	22	46.2	left
500.513.01.1	high-gloss coated / white	88	90	22	46.2	left
500.513.43.1	structured coated / scultura grey	88	90	22	46.2	left
500.514.00.1	<b>N</b> matt coated / greige	88	90	22	46.2	right
500.514.01.1	high-gloss coated / white	88	90	22	46.2	right
500.514.43.1	structured coated / scultura grey	88	90	22	46.2	right

N: New, available as of April 2019

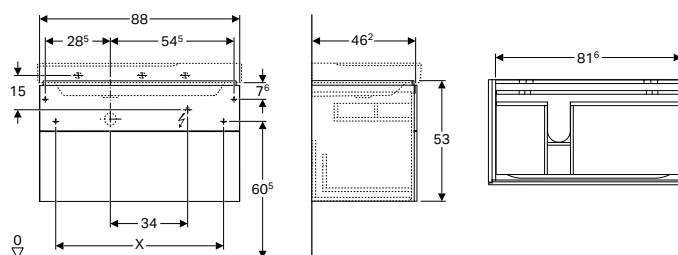
### Can be combined with

- Geberit Xeno<sup>2</sup> washbasin with shelf surface → p. 35
- Geberit Xeno<sup>2</sup> illuminated mirror with direct and indirect lighting → p. 46

### Accessories

- Accessory overview – Geberit Xeno<sup>2</sup> bathroom furniture → p. 36

## Geberit Xenos<sup>2</sup> cabinet for washbasin with shelf surface, with two drawers



### Technical data

Protection class	II
Protection degree	IP21
Nominal voltage	220–240 V AC
Mains frequency	50–60 Hz
Operating voltage	12 V DC
Power consumption	3.75 W
Material	High-compressed three-layer chipboard
Energy efficiency class	A++
Light colour	3000 K

### Characteristics

- Wall-hung
- With two drawers
- Opened using push-to-open mechanism
- With shelf surface
- Drawer with antislip mat
- Drawer with LED lighting
- Moisture-resistant
- Delivered pre-assembled

### Scope of delivery

- Fastening material

Art. no.	Surface / colour	Washbasin		H [cm]	T Luminous flux		Siphon cutout
		B [cm]	width [cm]		[cm]	[lm]	
500.515.00.1	<b>N</b> matt coated / greige	88	90	53	46.2	450	left
500.515.01.1	high-gloss coated / white	88	90	53	46.2	450	left
500.515.43.1	structured coated / scultura grey	88	90	53	46.2	450	left
500.516.00.1	<b>N</b> matt coated / greige	88	90	53	46.2	450	right
500.516.01.1	high-gloss coated / white	88	90	53	46.2	450	right
500.516.43.1	structured coated / scultura grey	88	90	53	46.2	450	right

N: New, available as of April 2019

### Can be combined with

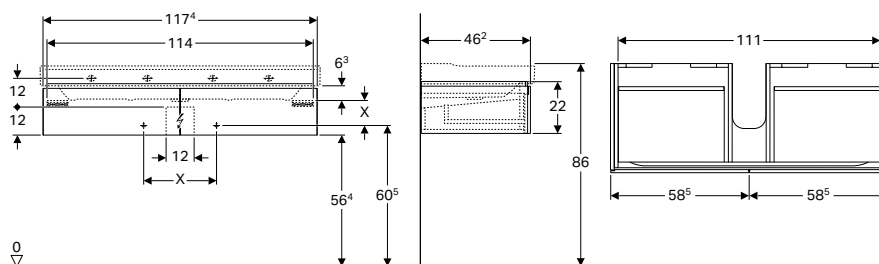
- Geberit Xenos<sup>2</sup> washbasin with shelf surface → p. 35
- Geberit Xenos<sup>2</sup> illuminated mirror with direct and indirect lighting → p. 46

### Accessories

- Accessory overview – Geberit Xenos<sup>2</sup> bathroom furniture → p. 36



## Geberit Xeno<sup>2</sup> cabinet for washbasin with width from 120 cm, with two drawers



### Technical data

Protection class	II
Protection degree	IP21
Nominal voltage	220–240 V AC
Mains frequency	50–60 Hz
Operating voltage	12 V DC
Power consumption	4 W
Material	High-compressed three-layer chipboard
Energy efficiency class	A++
Light colour	3000 K

### Characteristics

- Wall-hung
- With two drawers
- Opened using push-to-open mechanism
- Drawer with antislip mat
- Drawer with LED lighting
- Moisture-resistant
- Delivered pre-assembled

### Scope of delivery

- Fastening material

Art. no.	Surface / colour	B [cm]	Washbasin width [cm]	H [cm]	T [cm]	Luminous flux [lm]
500.517.00.1	<b>N</b> matt coated / greige	117.4	120	22	46.2	480
500.517.01.1	high-gloss coated / white	117.4	120	22	46.2	480
500.517.43.1	structured coated / scultura grey	117.4	120	22	46.2	480

N: New, available as of April 2019

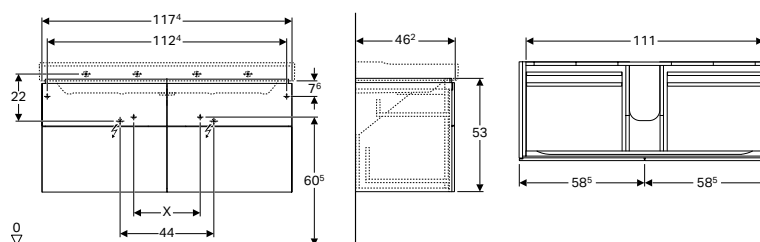
### Can be combined with

- Geberit Xeno<sup>2</sup> washbasin → p. 34
- Geberit Xeno<sup>2</sup> illuminated mirror with direct and indirect lighting → p. 46

### Accessories

- Accessory overview – Geberit Xeno<sup>2</sup> bathroom furniture → p. 36

## Geberit Xeno<sup>2</sup> cabinet for washbasin with width from 120 cm, with four drawers



### Technical data

Protection class	II
Protection degree	IP21
Nominal voltage	220–240 V AC
Mains frequency	50–60 Hz
Operating voltage	12 V DC
Power consumption	4 W
Material	High-compressed three-layer chipboard
Energy efficiency class	A++
Light colour	3000 K

### Characteristics

- Wall-hung
- With four drawers
- Opened using push-to-open mechanism
- Drawer with antislip mat
- Drawer with LED lighting
- Moisture-resistant
- Delivered pre-assembled

### Scope of delivery

- Fastening material

Art. no.	Surface / colour	B [cm]	Washbasin width [cm]	H [cm]	T [cm]	Luminous flux [lm]
500.518.00.1	<b>N</b> matt coated / greige	117.4	120	53	46.2	480
500.518.01.1	high-gloss coated / white	117.4	120	53	46.2	480
500.518.43.1	structured coated / scultura grey	117.4	120	53	46.2	480

N: New, available as of April 2019

**Can be combined with**

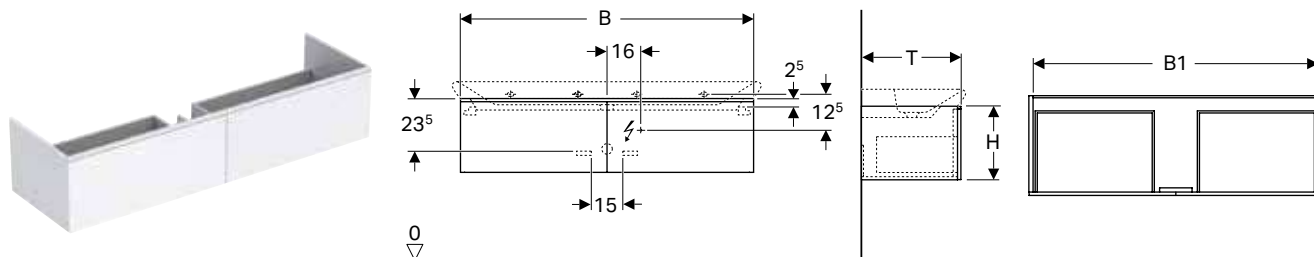
- Geberit Xeno<sup>2</sup> washbasin → p. 34
- Geberit Xeno<sup>2</sup> illuminated mirror with direct and indirect lighting → p. 46

**Accessories**

- Accessory overview – Geberit Xeno<sup>2</sup> bathroom furniture → p. 36

**New**

**Geberit Xeno<sup>2</sup> cabinet for washbasin made of solid surface material with two tap holes, with two drawers**



**Technical data**

Protection class	I
Protection degree	IP44
Nominal voltage	230 V AC
Mains frequency	50 Hz
Operating voltage	12 V DC
Material	High-compressed three-layer chipboard
Energy efficiency class	A++
Light colour	6400 K

**Characteristics**

- Wall-hung
- With two drawers
- Opened using push-to-open mechanism
- Drawer with self-closing
- Drawer with antislip mat
- Drawer with LED lighting
- LED lighting with proximity sensor
- Moisture-resistant
- Delivered pre-assembled

**Scope of delivery**

- Fastening material

Art. no.	Surface / colour	B [cm]	B1 [cm]	Washbasin width [cm]	H [cm]	T [cm]	Power consumption [W]	Luminous flux [lm]
500.347.00.1	matt coated / Varicor white no. 016	139.5	135.4	140	35	47.3	13.5	1080
500.348.00.1	matt coated / greige	139.5	135.4	140	35	47.3	13.5	1080
500.348.43.1	wood-textured melamine / scultura grey	139.5	135.4	140	35	47.3	13.5	1080
500.346.00.1	matt coated / greige	159.5	156.2	160	35	47.3	15	1240
500.346.01.1	matt coated / Varicor white no. 016	159.5	156.2	160	35	47.3	15	1240
500.346.43.1	wood-textured melamine / scultura grey	159.5	156.2	160	35	47.3	15	1240

Available as of April 2019

**Can be combined with**

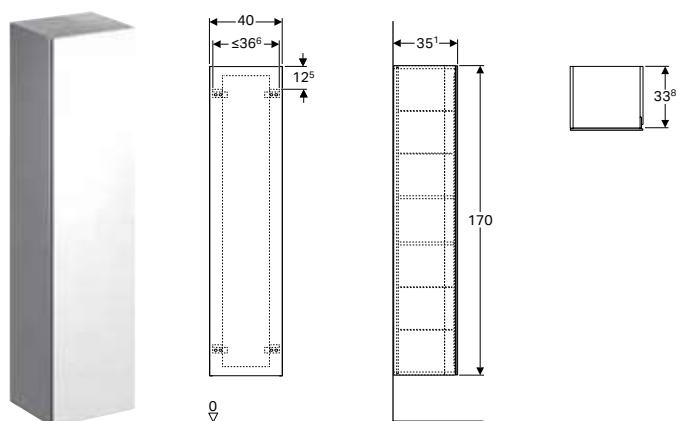
- Geberit Xeno<sup>2</sup> vanity basin → p. 35
- Geberit Xeno<sup>2</sup> illuminated mirror with direct and indirect lighting → p. 46

**Accessories**

- Accessory overview – Geberit Xeno<sup>2</sup> bathroom furniture → p. 36

## Side cabinets

### Geberit Xeno<sup>2</sup> tall cabinet with one door and internal mirror



#### Technical data

Material	High-compressed three-layer chipboard
----------	---------------------------------------

#### Characteristics

- Wall-hung
- With one door
- Door with soft closing
- With two fixed shelves
- With four movable shelves
- Moisture-resistant
- Mirror on inside of door
- Delivered pre-assembled

#### Scope of delivery

- 4 movable shelves
- Fastening material

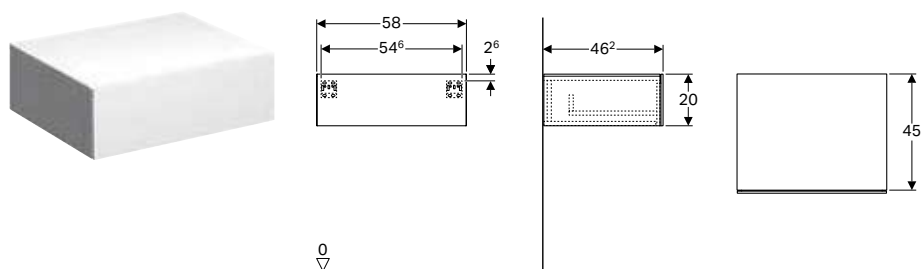
Art. no.	Surface / colour	B [cm]	H [cm]	T [cm]
500.503.00.1	<b>N</b> matt coated / greige	40	170	35.1
500.503.01.1	high-gloss coated / white	40	170	35.1
500.503.43.1	structured coated / scultura grey	40	170	35.1

N: New, available as of April 2019

#### Accessories

- Accessory overview – Geberit Xeno<sup>2</sup> bathroom furniture → p. 36

### Geberit Xeno<sup>2</sup> low cabinet with one drawer



#### Technical data

Material	High-compressed three-layer chipboard
----------	---------------------------------------

#### Characteristics

- Wall-hung
- With one drawer
- Opened using push-to-open mechanism
- Moisture-resistant
- Delivered pre-assembled

#### Scope of delivery

- Fastening material

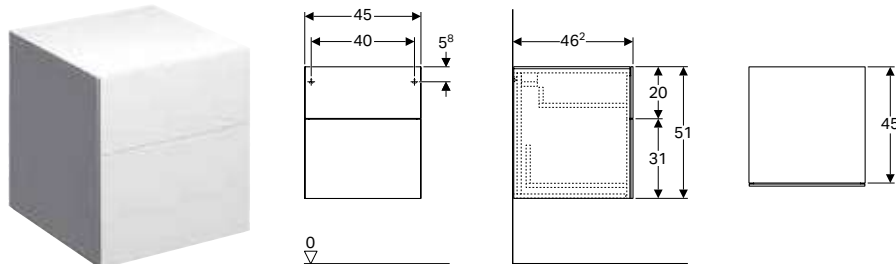
Art. no.	Surface / colour	B [cm]	H [cm]	T [cm]
500.507.00.1	<b>N</b> matt coated / greige	58	20	46.2
500.507.01.1	high-gloss coated / white	58	20	46.2
500.507.43.1	structured coated / scultura grey	58	20	46.2

N: New, available as of April 2019

#### Accessories

- Accessory overview – Geberit Xeno<sup>2</sup> bathroom furniture → p. 36

### Geberit Xeno<sup>2</sup> low cabinet with two drawers



#### Technical data

Material	High-compressed three-layer chipboard
----------	---------------------------------------

#### Characteristics

- Wall-hung
- With two drawers
- Opened using push-to-open mechanism
- Moisture-resistant
- Delivered pre-assembled

#### Scope of delivery

- Fastening material

Art. no.	Surface / colour	B [cm]	H [cm]	T [cm]
500.504.00.1	<b>N</b> matt coated / greige	45	51	46.2
500.504.01.1	high-gloss coated / white	45	51	46.2
500.504.43.1	structured coated / scultura grey	45	51	46.2

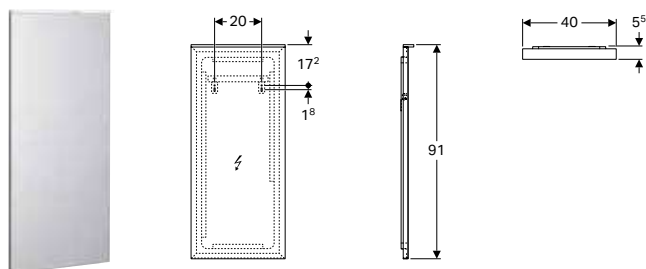
N: New, available as of April 2019

#### Accessories

- Accessory overview – Geberit Xeno<sup>2</sup> bathroom furniture → p. 36

## Mirrors

### Geberit Xenos<sup>2</sup> illuminated mirror



#### Technical data

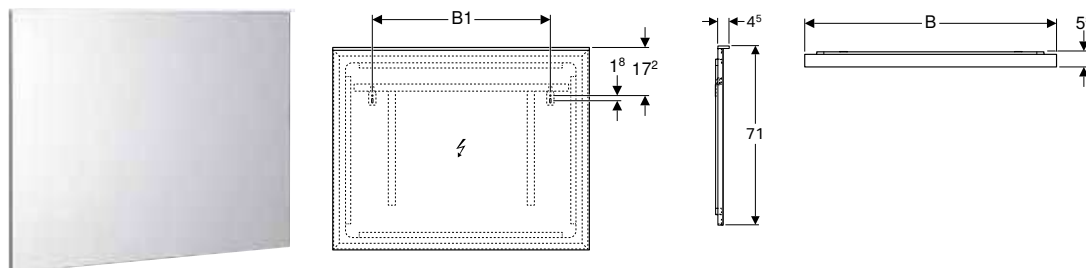
Protection class	I
Protection degree	IP44
Nominal voltage	230 V AC
Mains frequency	50 Hz
Operating voltage	12 V DC
Output voltage	12 V DC
Power consumption	9.4 W
Material	Glass
Energy efficiency class	A++
Light colour	4200 K

#### Characteristics

- LED lighting
- Heated rear to prevent mirror steaming up
- Touch-sensor switch
- Dimmable

Art. no.	B [cm]	B1 [cm]	H [cm]	T [cm]	Luminous flux [lm]
500.520.00.1	40	20	91	5.5	975

### Geberit Xenos<sup>2</sup> illuminated mirror with direct and indirect lighting



#### Technical data

Protection class	I
Protection degree	IP44
Nominal voltage	230 V AC
Mains frequency	50 Hz
Operating voltage	12 V DC
Output voltage	12 V DC
Material	Glass
Energy efficiency class	A++
Light colour	4200 K

#### Characteristics

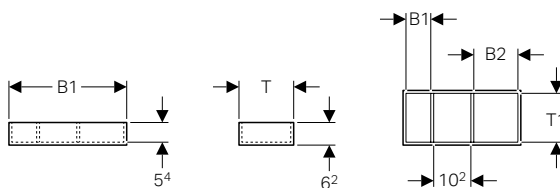
- LED lighting
- Direct and indirect lighting
- Heated rear to prevent mirror steaming up
- Touch-sensor switch
- Dimmable

Art. no.	B [cm]	B1 [cm]	H [cm]	T [cm]	Power consumption [W]	Luminous flux [lm]	Luminous flux, indirect [lm]
500.521.00.1	60	32.5	71	5.5	47.5	1495	1960
500.522.00.1	90	62.5	71	5.5	72.7	2275	1960
500.519.00.1	120	71.5	71	5.5	87.2	3055	2380
500.203.00.1	N	140	91.5	71	5.5	98.6	2095
500.204.00.1	N	160	91.5	71	5.5	108	2940

N: New, available as of April 2019

## Accessories

### Geberit Xeno<sup>2</sup> drawer insert, H-partition



#### Technical data

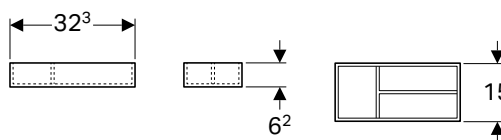
Material	High-compressed three-layer chipboard
----------	---------------------------------------

#### Characteristics

- H-partition

Art. no.	Surface / colour	B [cm]	B1 [cm]	B2 [cm]	H [cm]	T [cm]	T1 [cm]
500.526.00.1	wood-textured melamine / scultura grey	32.3	6.8	12.1	6.2	15	13.4
500.527.00.1	wood-textured melamine / scultura grey	37.3	14	10	6.2	20.8	19.2

### Geberit Xeno<sup>2</sup> drawer insert, T-partition



#### Technical data

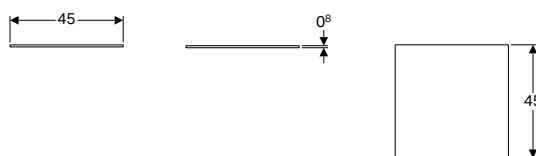
Material	High-compressed three-layer chipboard
----------	---------------------------------------

#### Characteristics

- T-partition

Art. no.	Surface / colour	B [cm]	H [cm]	T [cm]
500.525.00.1	wood-textured melamine / scultura grey	32.3	6.2	15

### Geberit Xeno<sup>2</sup> glass shelf



#### Application purposes

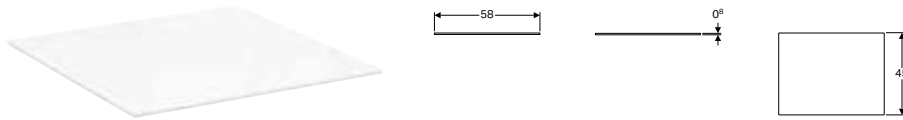
- For Geberit Xeno<sup>2</sup> side cabinets with two drawers

#### Technical data

Material	Glass
----------	-------

Art. no.	B [cm]	H [cm]	T [cm]
500.523.00.1	45	0.8	45

## Geberit Xeno<sup>2</sup> glass shelf



### Application purposes

- For Geberit Xeno<sup>2</sup> side cabinets with one drawer

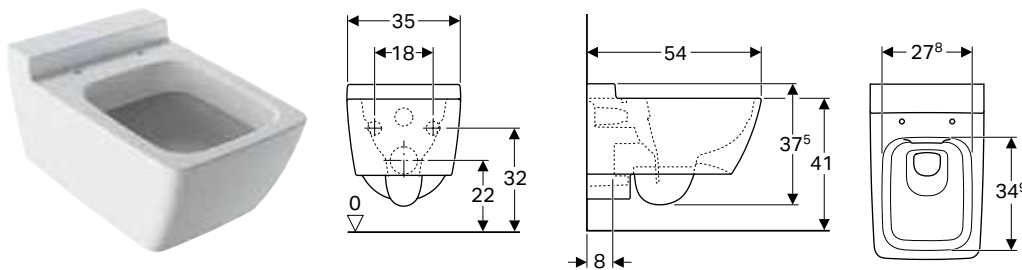
### Technical data

Material	Glass		
Art. no.	B [cm]	H [cm]	T [cm]
500.524.00.1	58	0.8	45

## WCs

### Wall-hung WCs

#### Geberit Xeno<sup>2</sup> wall-hung WC, washdown, shrouded, Rimfree



### Application purposes

- For concealed cisterns
- For pressure flushing valves

### Technical data

Material	Vitreous china
----------	----------------

### Characteristics

- Wall-hung
- Washdown WC
- Rimfree
- Class 1, full flush volume 6 / 5 l, in accordance with EN 997
- Class 2 in accordance with EN 997
- Shrouded

### Scope of delivery

- Fastening material

Art. no.	Surface / colour	B [cm]	H [cm]	T [cm]
500.500.01.1	KeraTect / white	35	37.5	54

### To order additionally

- WC seat

### Can be combined with

- Geberit Xeno<sup>2</sup> WC seat → p. 49

### Accessories

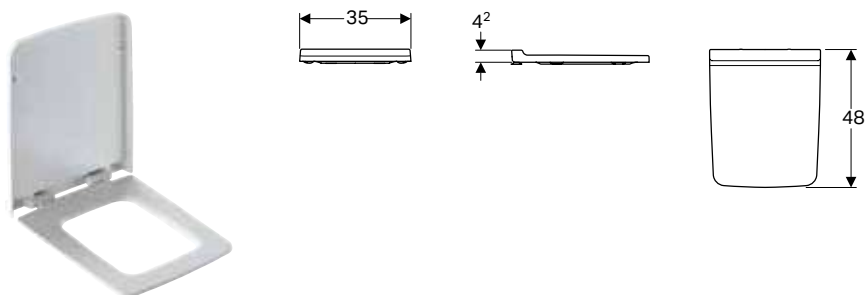
- Geberit connection set for wall-hung WC, length 30 cm → p. 346



- Depending on the installation type, a Geberit connection set for wall-hung WC, length 30 cm is required for mounting

## WC seats

### Geberit Xeno<sup>2</sup> WC seat



#### Technical data

Material	Duroplast
----------	-----------

#### Characteristics

- Overlapping WC lid

Art. no.	Surface / colour	Soft-closing mechanism	Fastening	Hinge material
500.537.01.1	white	yes	from above	Brass chrome-plated

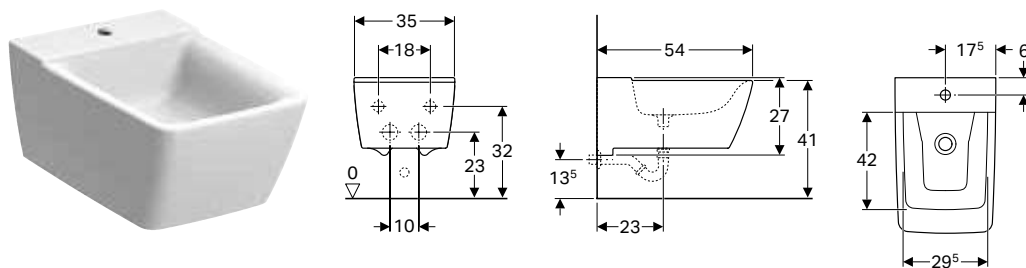
#### Can be combined with

- Geberit Xeno<sup>2</sup> wall-hung WC, washdown, shrouded, Rimfree → p. 48

## Bidets

### Wall-hung bidets

#### Geberit Xeno<sup>2</sup> wall-hung bidet, shrouded



#### Application purposes

- For single-hole taps with flexible hoses

#### Technical data

Material	Vitreous china
----------	----------------

#### Characteristics

- Wall-hung
- Hidden water supply connection
- Suitable for Geberit washbasin connector Clou
- Shrouded

#### Scope of delivery

- Fastening material

Art. no.	Surface / colour	B [cm]	H [cm]	T [cm]	Overflow
500.501.01.1	KeraTect / white	35	23.5	54	without

#### Accessories

- Geberit washbasin connector Clou with lever actuation → p. 344
- Geberit valve cover for washbasin connector Clou → p. 344
- Geberit waste outlet with free outlet → p. 343


















# Geberit myDay

<b>Washbasins</b> .....	<b>52</b>
Assortment overview – Geberit myDay washbasins and washbasin cabinets .....	52
Handrinse basins.....	53
Washbasins .....	53
Double washbasins.....	54
Countertop washbasins .....	54
Pedestals .....	55
Accessories.....	55
Accessory overview – Geberit myDay washbasins.....	56
<b>Bathroom furniture</b> .....	<b>57</b>
Accessory overview – Geberit myDay bathroom furniture .....	57
Washbasin cabinets.....	58
Side cabinets .....	61
Mirrors .....	62
<b>WCs</b> .....	<b>62</b>
Wall-hung WCs.....	62
WC seats.....	63
<b>Bidets</b> .....	<b>64</b>
Wall-hung bidets .....	64
<b>Bathtubs</b> .....	<b>65</b>
Bathtubs made of sanitary acrylic .....	65

# Washbasins

## Assortment overview – Geberit myDay washbasins and washbasin cabinets

Geberit International Sales, version: November 2018

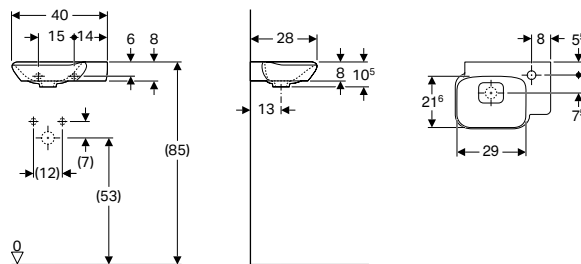
	Geberit myDay washbasin				Geberit myDay double washbasin	Geberit myDay countertop washbasin
	60 cm	65 cm	80 cm	100 cm	130 cm	60 cm
	125460600	125465600	125480600	125400600	135430600	245460600
						
	→ p. 53	→ p. 53	→ p. 53	→ p. 53	→ p. 54	→ p. 54
<b>Width 500 mm</b>						
Geberit myDay cabinet for washbasin, with one drawer	Y824060000					
	Y824061000  → p. 58	✓				
	Y824062000					
	824063000					
<b>Width 550 mm</b>						
Geberit myDay cabinet for washbasin, with one drawer	Y824065000					
	824066000  → p. 58		✓			
	Y824067000					
Y824068000						
<b>Width 700 mm</b>						
Geberit myDay cabinet for washbasin, with one drawer	Y824080000					
	Y824081000  → p. 58			✓		
	Y824082000					
	824083000					
<b>Width 900 mm</b>						
Geberit myDay cabinet for washbasin, with one drawer	824100000					
	824101000  → p. 58				✓	
	824102000					
	824103000					
<b>Width 1200 mm</b>						
Geberit myDay cabinet for double washbasin, with one drawer	824130000					
	824131000  → p. 59				✓	
	824132000					
	824133000					
Geberit myDay cabinet for lay-on washbasin, with one drawer	824160000					
	824161000  → p. 60					✓
	824162000					
	824163000					
	824260000					
824261000  → p. 60						✓
824262000						
824263000						

✓ Compatible

## Handrinse basins

New

### Geberit myDay handrinse basin



#### Application purposes

- Suitable for installation in small bathrooms and guest WCs

#### Characteristics

- Asymmetrical

#### Technical data

Material	Fine fireclay
----------	---------------

#### Scope of delivery

- Drain cover

Art. no.	Surface / colour	B [cm]	H [cm]	T [cm]	Tap hole	Overflow
125440600	KeraTect / white	40	10.5	28	left	without
125540600	KeraTect / white	40	10.5	28	right	without

Available as of April 2019

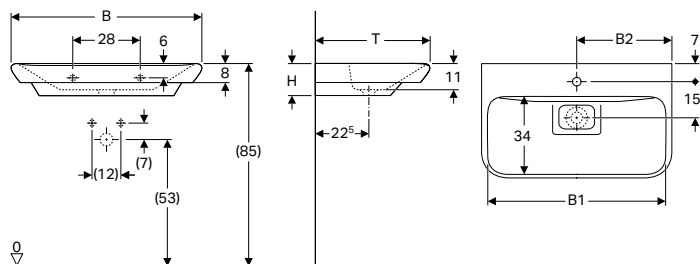
#### Accessories

- Accessory overview – Geberit myDay washbasins → p. 56

## Washbasins

New

### Geberit myDay washbasin



#### Technical data

Material	Fine fireclay
----------	---------------

#### Characteristics

- Can be installed with a washbasin cabinet
- Suitable for Geberit washbasin connector Clou

#### Scope of delivery

- Drain cover

Art. no.	Surface / colour	B [cm]	B1 [cm]	B2 [cm]	Cabinet width [cm]	H [cm]	T [cm]	Tap hole	Overflow
125460600	KeraTect / white	60	55	30	49.5	13.5	48	centred	without
125465600	KeraTect / white	65	60	32.5	54	13.5	48	centred	without
125480600	KeraTect / white	80	75	40	68	13.5	48	centred	without
125400600	KeraTect / white	100	95	50	88	13.5	48	centred	without

Available as of April 2019

#### To order additionally

- Washbasin connector

#### Can be combined with

- Geberit myDay cabinet for washbasin, with one drawer → p. 58
- Geberit myDay half pedestal → p. 55
- Geberit myDay drain cover → p. 55

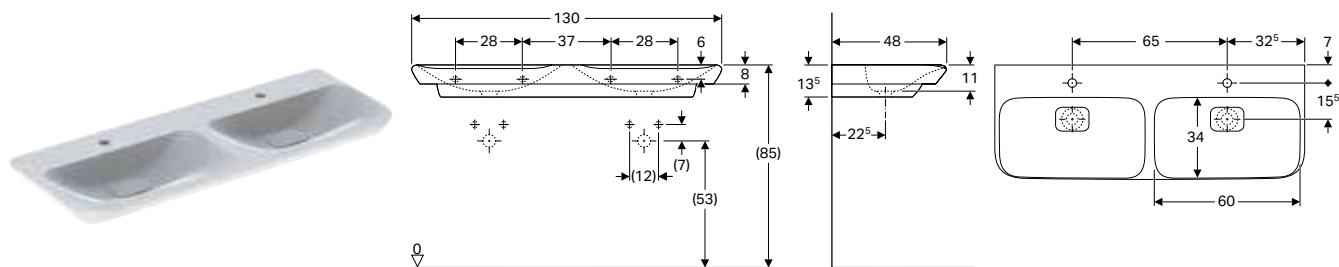
#### Accessories

- Accessory overview – Geberit myDay washbasins → p. 56

## Double washbasins

New

### Geberit myDay double washbasin



#### Technical data

Material	Fine fireclay
----------	---------------

#### Characteristics

- Can be installed with a washbasin cabinet
- Suitable for Geberit washbasin connector Clou

#### Scope of delivery

- Drain cover

Art. no.	Surface / colour	B [cm]	H [cm]	T [cm]	Tap hole	Overflow
135430600	KeraTect / white	130	13.5	48	centred	without

Available as of April 2019

#### To order additionally

- Washbasin connector

#### Can be combined with

- Geberit myDay cabinet for double washbasin, with one drawer → p. 59
- Geberit myDay half pedestal → p. 55
- Geberit myDay drain cover → p. 55

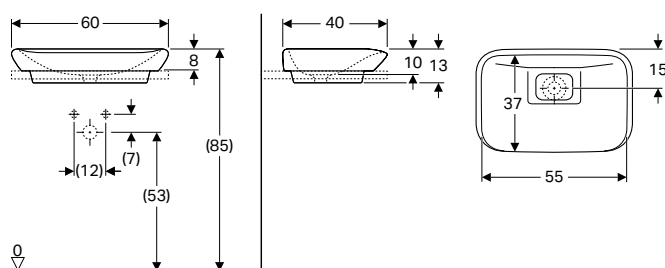
#### Accessories

- Accessory overview – Geberit myDay washbasins → p. 56

## Countertop washbasins

New

### Geberit myDay countertop washbasin



#### Application purposes

- For mounting in washtops
- For mounting in washbasin cabinets

#### Scope of delivery

- Drain cover

#### Technical data

Material	Vitreous china
----------	----------------

Art. no.	Surface / colour	B [cm]	H [cm]	T [cm]	Overflow
245460600	KeraTect / white	60	13	40	without

Available as of April 2019

#### Can be combined with

- Geberit myDay cabinet for lay-on washbasin, with one drawer → p. 60
- Geberit myDay drain cover → p. 55

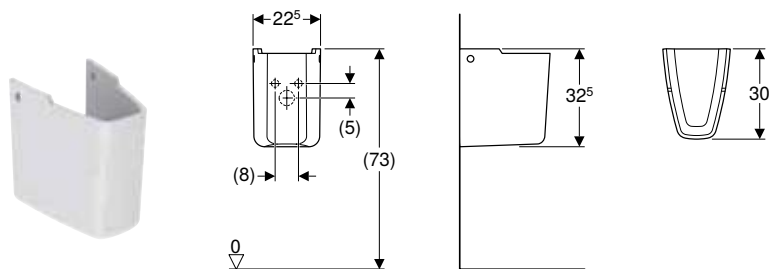
#### Accessories

- Accessory overview – Geberit myDay washbasins → p. 56

## Pedestals

New

### Geberit myDay half pedestal



#### Application purposes

- For washbasins with a width of 60 cm or more

#### Technical data

Material	Vitreous china
----------	----------------

Art. no. Surface / colour

291410600 KeraTect / white

Available as of April 2019

#### Characteristics

- Easy fastening with Geberit fastening set Kerafix, for half pedestals

#### To order additionally

- Geberit Group fastening set for half pedestal, Kerafix → p. 315

#### Can be combined with

- Geberit myDay washbasin → p. 53
- Geberit myDay double washbasin → p. 54

#### Accessories

- Geberit Group fastening set for half pedestal, Kerafix → p. 315

## Accessories

New

### Geberit myDay drain cover



#### Technical data

Material	Vitreous china
----------	----------------

Art. no.

595775000

Available as of April 2019

#### Can be combined with

- Geberit myDay double washbasin → p. 54
- Geberit myDay washbasin → p. 53

**Accessory overview – Geberit myDay washbasins**

Geberit International Sales, version: January 2019

	Geberit myDay washbasin				Geberit myDay double washbasin	Geberit myDay handrinse basin	Geberit myDay countertop washbasin
	60 cm	65 cm	80 cm	100 cm	130 cm	40 cm	60 cm
	125460600	125465600	125480600	125400600	135430600	125540600 125440600	245460600
							
	→ p. 53	→ p. 53	→ p. 53	→ p. 53	→ p. 54	→ p. 53	→ p. 54
<b>Accessories</b>							
Geberit washbasin connector Clou with lever actuation 152.018.00.1  → p. 344	✓	✓	✓	✓	✓		
Geberit valve cover for washbasin connector Clou 241.993.21.1  → p. 344	✓	✓	✓	✓	✓		
<b>Or</b>							
Geberit waste outlet with free outlet 152.050.21.1  → p. 343	✓	✓	✓	✓	✓	✓	✓
<b>Optional accessories</b>							
Geberit bottle trap with dip tube for washbasin, space-saving model, horizontal outlet 151.116.11.1  → p. 344	✓ <sup>1)</sup>	✓ <sup>1)</sup>	✓ <sup>1)</sup>	✓ <sup>1)</sup>	✓ <sup>1)</sup>		
Geberit myDay drain cover 595775000  → p. 55	✓	✓	✓	✓	✓	✓	✓









✓ (✓ Compatible)

<sup>1)</sup> For space-saving connection with washbasin cabinets

## Bathroom furniture

### Accessory overview – Geberit myDay bathroom furniture

Geberit International Sales, version: January 2019

	Towel hook	Geberit Group towel rail for bathroom furniture, with right-angled corner	Geberit Group towel rail for bathroom furniture, with radius corner	Geberit Group magnetic holder	Geberit Group power socket element	Geberit Group power socket element with USB port	Geberit Group magnifying mirror	Geberit Group cabinet light, movable, battery operation
	500.647.JK.2	510040000	510140000	510010000	501020000	501030000	510100000	501500000
								
	→ p. 94	→ p. 319		→ p. 320			→ p. 321	

Cabinets									
Geberit myDay cabinet for washbasin, with one drawer	Y824060000	→ p. 58		✓	✓	✓	✓	✓	
	Y824065000	→ p. 58		✓	✓	✓	✓	✓	
	Y824080000	→ p. 58		✓	✓	✓	✓	✓	
	824100000	→ p. 58		✓	✓	✓	✓	✓	
	824101000	→ p. 58		✓	✓	✓	✓	✓	
	824066000	→ p. 58		✓	✓	✓	✓	✓	
	Y824061000	→ p. 58		✓	✓	✓	✓	✓	
Geberit myDay cabinet for double washbasin, with one drawer	Y824081000	→ p. 58		✓	✓	✓	✓	✓	
	824130000	→ p. 59		✓	✓	✓	✓	✓	
Geberit myDay cabinet for lay-on washbasin, with one drawer	824130000	→ p. 59		✓	✓	✓	✓	✓	
	824160000	→ p. 60		✓	✓	✓	✓	✓	
	824260000	→ p. 60		✓	✓	✓	✓	✓	
	824161000	→ p. 60		✓	✓	✓	✓	✓	
Tall cabinets	824261000	→ p. 60		✓	✓	✓	✓	✓	
	824000000	→ p. 61	✓			✓	✓	✓	✓
Geberit myDay tall cabinet with one door	824001000	→ p. 61	✓			✓	✓	✓	

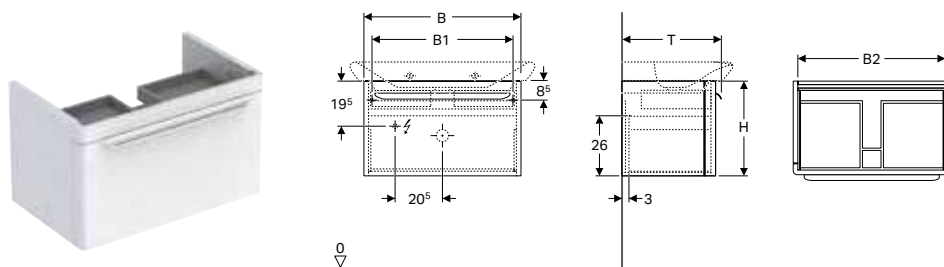
✓ Compatible



## Washbasin cabinets

New

### Geberit myDay cabinet for washbasin, with one drawer



#### Technical data

Protection class	II
Protection degree	IP21
Nominal voltage	230 V AC
Mains frequency	50 Hz
Material	High-compressed three-layer chipboard
Energy efficiency class	A++
Light colour	3200 K

#### Characteristics

- Wall-hung
- With one drawer
- With one internal drawer
- Opening via handle
- Drawer with self-closing
- Drawer with antislip mat
- Drawer with LED lighting
- Moisture-resistant
- Front made of MDF
- Delivered pre-assembled

#### Scope of delivery

- Fastening material

Art. no.	Surface / colour	B [cm]	B1 [cm]	B2 [cm]	Washbasin			Power consumption [W]	Luminous flux [lm]
					width [cm]	H [cm]	T [cm]		
Y824060000	high-gloss coated / white	49.5	44.4	42.5	60	41	43	2	150
Y824061000	high-gloss coated / taupe	49.5	44.4	42.5	60	41	43	2	150
824066000	high-gloss coated / taupe	54	47	49	65	41	43	2	169
Y824065000	high-gloss coated / white	54	47	49	65	41	43	2	169
Y824080000	high-gloss coated / white	68	61	63	80	41	43	3	225
Y824081000	high-gloss coated / taupe	68	61	63	80	41	43	3	225
824100000	high-gloss coated / white	88	81	83	100	41	43	4	300
824101000	high-gloss coated / taupe	88	81	83	100	41	43	4	300

Available as of April 2019

#### Can be combined with

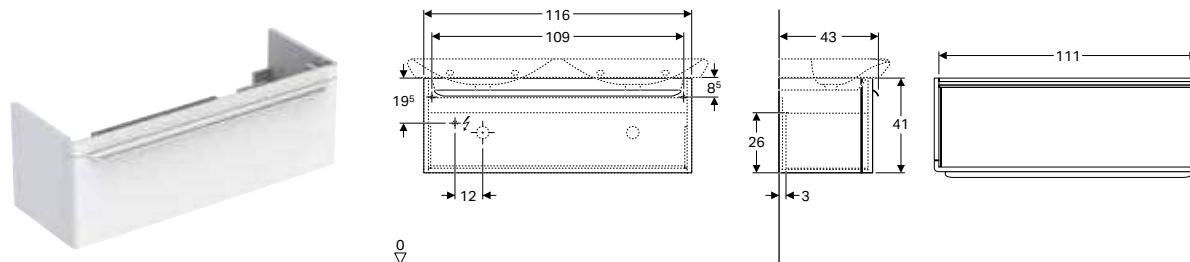
- Geberit myDay washbasin → p. 53
- Geberit myDay illuminated mirror → p. 62

#### Accessories

- Accessory overview – Geberit myDay bathroom furniture → p. 57

New

## Geberit myDay cabinet for double washbasin, with one drawer



### Technical data

Protection class	II
Protection degree	IP21
Nominal voltage	230 V AC
Mains frequency	50 Hz
Material	High-compressed three-layer chipboard
Energy efficiency class	A++
Light colour	3200 K

### Characteristics

- Wall-hung
- With one drawer
- With one internal drawer
- Opening via handle
- Drawer with self-closing
- Drawer with antislip mat
- Drawer with LED lighting
- Moisture-resistant
- Front made of MDF
- Delivered pre-assembled

### Scope of delivery

- Fastening material

Art. no.	Surface / colour	Washbasin		H [cm]	T [cm]	Power	
		B [cm]	width [cm]			consumption [W]	Luminous flux [lm]
824130000	high-gloss coated / white	116	130	41	43	5	395
824131000	high-gloss coated / taupe	116	130	41	43	5	395

Available as of April 2019

### Can be combined with

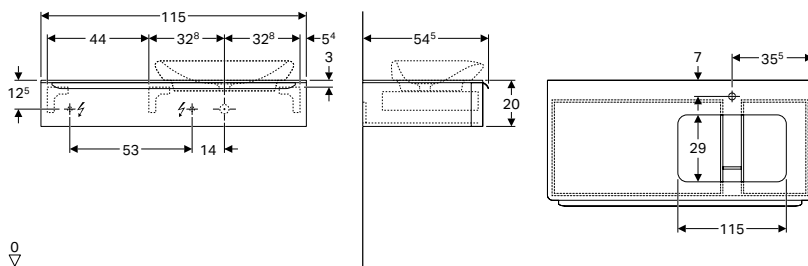
- Geberit myDay double washbasin → p. 54
- Geberit myDay illuminated mirror → p. 62

### Accessories

- Accessory overview – Geberit myDay bathroom furniture → p. 57

New

## Geberit myDay cabinet for lay-on washbasin, with one drawer



### Technical data

Protection class	II
Protection degree	IP21
Nominal voltage	230 V AC
Mains frequency	50 Hz
Material	High-compressed three-layer chipboard
Energy efficiency class	A++
Light colour	3200 K

### Characteristics

- Wall-hung
- With one drawer
- With one internal drawer
- Opening via handle
- Drawer with self-closing
- Drawer with antislip mat
- Moisture-resistant
- Drawer with LED lighting
- Front made of MDF
- Cover plate made of glass
- Delivered pre-assembled

### Scope of delivery

- Mounting bracket
- Fastening material

Art. no.	Surface / colour	B [cm]	H [cm]	T [cm]	Power		
					consumption [W]	Luminous flux [lm]	Siphon cutout
824160000	high-gloss coated / white	115	20	54.5	5	395	right
824161000	high-gloss / taupe	115	20	54.5	5	395	right
824260000	high-gloss coated / white	115	20	54.5	5	395	left
824261000	high-gloss / taupe	115	20	54.5	5	395	left

Available as of April 2019

### Can be combined with

- Geberit myDay countertop washbasin → p. 54
- Geberit myDay illuminated mirror → p. 62

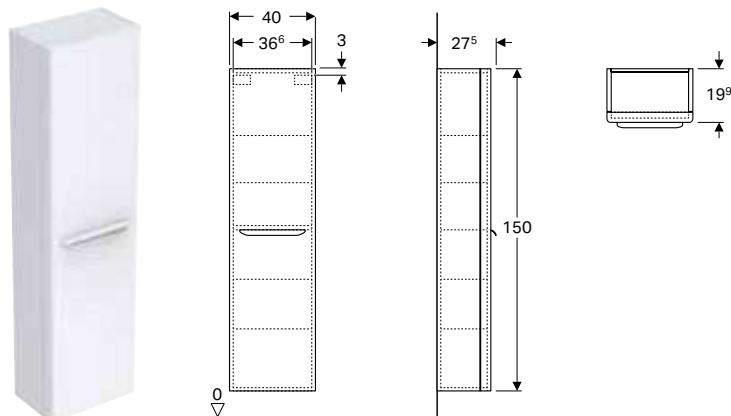
### Accessories

- Accessory overview – Geberit myDay bathroom furniture → p. 57

## Side cabinets

New

### Geberit myDay tall cabinet with one door



#### Technical data

Material	High-compressed three-layer chipboard
----------	---------------------------------------

#### Characteristics

- Wall-hung
- With one door
- Opening via handle
- Door with soft closing
- With one fixed shelf
- Movable glass shelves
- Left or right hinge side
- Door organizer on inside of door
- Magnetic holder
- Front made of MDF
- Delivered pre-assembled

#### Scope of delivery

- 4 glass shelves
- Door organizer
- Magnetic holder
- Fastening material

Art. no.	Surface / colour	B [cm]	H [cm]	T [cm]
824001000	high-gloss / taupe	40	150	27.5
Y824000000	high-gloss coated / white	40	150	27.5

Available as of April 2019

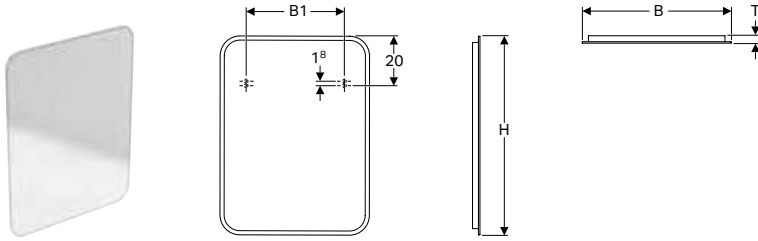
#### Accessories

- Accessory overview – Geberit myDay bathroom furniture → p. 57

## Mirrors

New

### Geberit myDay illuminated mirror



#### Technical data

Protection class	I
Protection degree	IP44
Nominal voltage	230 V AC
Mains frequency	50 Hz
Operating voltage	12 V DC
Output voltage	12 V DC
Material	Glass
Energy efficiency class	A++
Light colour	4200 K

#### Characteristics

- LED lighting
- Indirect lighting
- Light operated by wall switch
- Heated rear to prevent mirror steaming up

Art. no.	B [cm]	B1 [cm]	H [cm]	T [cm]	Power consumption [W]	Luminous flux [lm]
824340000	40	19.6	80	3	23.65	3010
824360000	60	39.6	80	3	28.05	3570
824300000	100	79.6	70	3	34.65	4410

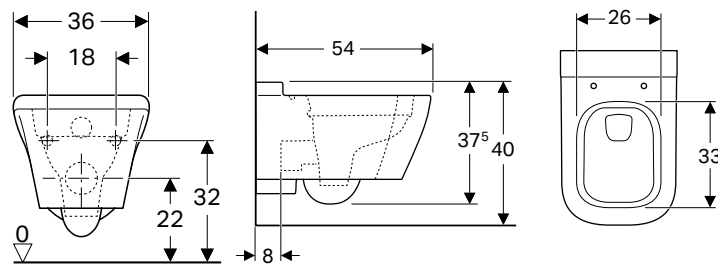
Available as of April 2019

## WCs

### Wall-hung WCs

New

### Geberit myDay wall-hung WC, washdown, shrouded, Rimfree



#### Application purposes

- For concealed cisterns
- For pressure flushing valves

#### Technical data

Material	Vitreous china
----------	----------------

#### Characteristics

- Wall-hung
- Washdown WC
- Rimfree
- Class 1, full flush volume 6 l, in accordance with EN 997
- Class 2 in accordance with EN 997
- Shrouded

#### Scope of delivery

- Fastening material

Art. no.	Surface / colour	B [cm]	H [cm]	T [cm]
201460600	KeraTect / white	36	37.5	54

Available as of April 2019

**To order additionally**

- WC seat

**Can be combined with**

- Geberit myDay WC seat → p. 63

**Accessories**

- Geberit connection set for wall-hung WC, length 30 cm → p. 346

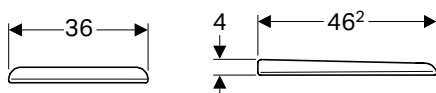


- Depending on the installation type, a Geberit connection set for wall-hung WC, length 30 cm is required for mounting
- Replacement for art. no. 201400000, 201400600, 201460000

## WC seats

**New**

### Geberit myDay WC seat



**Technical data**

Material	Duroplast
----------	-----------

**Characteristics**

- Overlapping WC lid

Art. no.	Surface / colour	Soft-closing mechanism	Fastening	Hinge material
575410000	white	yes	from above	Brass chrome-plated

Available as of April 2019

**Can be combined with**

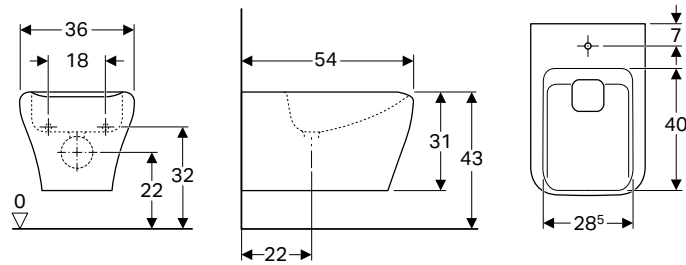
- Geberit myDay wall-hung WC, washdown, shrouded, Rimfree → p. 62

# Bidets

## Wall-hung bidets

**New**

### Geberit myDay wall-hung bidet, shrouded



#### Application purposes

- For single-hole taps with flexible hoses

#### Technical data

Material	Vitreous china
----------	----------------

#### Characteristics

- Wall-hung
- Hidden water supply connection
- Shrouded

#### Scope of delivery

- Fastening material
- Drain cover

Art. no.	Surface / colour	B [cm]	H [cm]	T [cm]	Overflow
235450600	KeraTect / white	36	31	54	without

Available as of April 2019

#### To order additionally

- Washbasin connector

#### Accessories

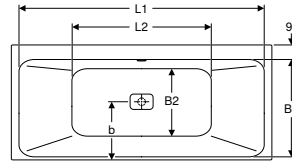
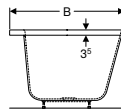
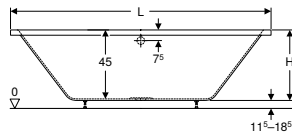
- Geberit washbasin connector Clou with lever actuation → p. 344
- Geberit valve cover for washbasin connector Clou → p. 344
- Geberit waste outlet with free outlet → p. 343

# Bathtubs

## Bathtubs made of sanitary acrylic

**New**

### Geberit myDay rectangular bathtub, duo



#### Application purposes

- For private bathrooms and hotels
- For installation with bathtub feet or supports

#### Characteristics

- Rectangular
- Suitable for two persons
- Central outlet

#### Technical data

Material	Sanitary acrylic
----------	------------------

Art. no.	Surface / colour	L [cm]	L1 [cm]	L2 [cm]	B [cm]	B1 [cm]	B2 [cm]	b [cm]	H [cm]	Total	Usable
										water capacity [l]	water capacity [l]
650570000	white	170	160	97.1	75	63.5	47	38.5	48	230	155
650580000	white	180	170	110	80	70	49	40	48	265	190

Available as of April 2019

#### Accessories

- Geberit set of feet for bathtubs → p. 339
- Geberit set of wall anchors → p. 340
- Geberit insulation tape → p. 339
- Geberit acrylic repair set → p. 339
- Geberit bathtub drain with turn handle, d52, with ready-to-fit-set, special size → p. 341
- Geberit bathtub drain with turn handle and inlet, d52, with ready-to-fit-set, special size → p. 341




















# Geberit Acanto

<b>Washbasins</b> .....	<b>68</b>
Assortment overview – Geberit Acanto washbasins and washbasin cabinets .....	68
Handrinse basins.....	70
Washbasins .....	71
Double washbasins.....	76
Vanity basins.....	77
<b>Bathroom furniture</b> .....	<b>78</b>
Accessory overview – Geberit Acanto bathroom furniture .....	78
Washbasin cabinets.....	82
Side cabinets .....	86
Mirror cabinets.....	91
Other furniture .....	92
Accessories.....	93
<b>WCs</b> .....	<b>94</b>
Wall-hung WCs.....	94
Floor-standing WCs, raised.....	95
WC seats.....	96
<b>Bidets</b> .....	<b>96</b>
Wall-hung bidets .....	96
Floor-standing bidets .....	97









# Washbasins

## Assortment overview – Geberit Acanto washbasins and washbasin cabinets

Geberit International Sales, version: November 2018

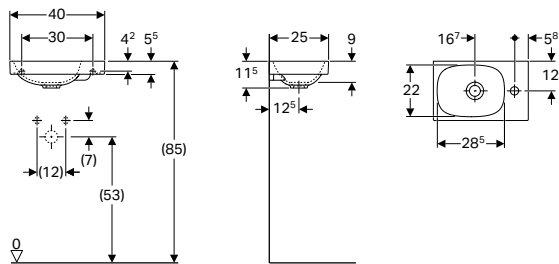
	Geberit Acanto washbasin	Geberit Acanto washbasin with shelf surface	Geberit Acanto washbasin with shelf surface, easy fastening	Geberit Acanto washbasin with right shelf surface, easy fastening	Geberit Acanto double washbasin for cabinet, easy fastening						
						60 cm	65 cm	75 cm	90 cm	120 cm	
						500.620.01.2	500.621.01.2	500.622.01.2	500.623.01.2 500.624.01.2	500.625.01.2 500.626.01.2	500.627.01.2 500.628.01.2
											
	→ p. 71	→ p. 71	→ p. 71	→ p. 72	→ p. 72	→ p. 76					
<b>Width 400 mm</b>											
Geberit Acanto cabinet for handrinse basin, with one door, bottle trap with dip tube	500.607.01.2 500.607.16.1 500.607.JK.2 500.607.JL.2		→ p. 82								
<b>Width 450 mm</b>											
Geberit Acanto cabinet for handrinse basin, with one door, bottle trap with dip tube	500.608.01.2 500.608.16.1 500.608.JK.2 500.608.JL.2		→ p. 82								
<b>Width 600 mm</b>											
Geberit Acanto cabinet for washbasin, with one drawer and one internal drawer, bottle trap with dip tube	500.609.01.2 500.609.16.1 500.609.JK.2 500.609.JL.2		→ p. 83	✓							
Geberit Acanto cabinet for washbasin, with one drawer and one internal drawer, small projection, bottle trap with dip tube	500.614.01.2 500.614.16.1 500.614.JK.2 500.614.JL.2		→ p. 84								
<b>Width 650 mm</b>											
Geberit Acanto cabinet for washbasin, with one drawer and one internal drawer, bottle trap with dip tube	500.610.01.2 500.610.16.1 500.610.JK.2 500.610.JL.2		→ p. 83		✓						
<b>Width 750 mm</b>											
Geberit Acanto cabinet for washbasin, with one drawer and one internal drawer, bottle trap with dip tube	500.611.01.2 500.611.16.1 500.611.JK.2 500.611.JL.2		→ p. 83			✓					
Geberit Acanto cabinet for washbasin, with one drawer and one internal drawer, small projection, bottle trap with dip tube	500.615.01.2 500.615.16.1 500.615.JK.2 500.615.JL.2		→ p. 84								
<b>Width 900 mm</b>											
Geberit Acanto cabinet for washbasin, with one drawer and one internal drawer, bottle trap with dip tube	500.612.01.2 500.612.16.1 500.612.JK.2 500.612.JL.2		→ p. 83			✓	✓				
Geberit Acanto cabinet for washbasin, with one drawer and one internal drawer, small projection, bottle trap with dip tube	500.616.01.2 500.616.16.1 500.616.JK.2 500.616.JL.2		→ p. 84								
<b>Width 1200 mm</b>											
Geberit Acanto cabinet for double washbasin, with two drawers, bottle trap with dip tube	500.613.01.2 500.613.16.1 500.613.JK.2 500.613.JL.2		→ p. 85				✓				

✓ Compatible

Geberit Acanto washbasin with hidden overflow and drain cover	Geberit Acanto washbasin with hidden overflow, shelf surface and drain cover	Geberit Acanto vanity basin			Geberit Acanto washbasin, small projection	Geberit Acanto washbasin, small projection, shelf surface	Geberit Acanto washbasin, small projection, shelf surface, easy fastening	Geberit Acanto handrinse basin, right tap hole	Geberit Acanto handrinse basin
		60 cm	75 cm	90 cm					
500.629.01.2	500.630.01.2	500.640.01.2	500.641.01.2	500.642.01.2 500.643.01.2	500.631.01.2	500.632.01.2	500.633.01.2 500.634.01.2	500.635.01.2	500.636.01.2
									
→ p. 73	→ p. 74	→ p. 77	→ p. 77	→ p. 77	→ p. 74	→ p. 75	→ p. 75	→ p. 70	→ p. 70
								✓	
									✓
✓		✓							
					✓				
	✓		✓						
						✓			
					✓				
							✓		

## Handrinse basins

### Geberit Acanto handrinse basin, right tap hole



#### Technical data

Material	Fine fireclay
----------	---------------

#### Characteristics

- Can be installed with a washbasin cabinet
- Asymmetrical

Art. no.	Surface / colour	B [cm]	H [cm]	T [cm]	Tap hole	Overflow
500.635.01.2	white	40	11.5	25	right	without

N: New, available: 500.635.01.2 as of April 2019;

#### Can be combined with

- Geberit Acanto cabinet for handrinse basin, with one door, bottle trap with dip tube → p. 82

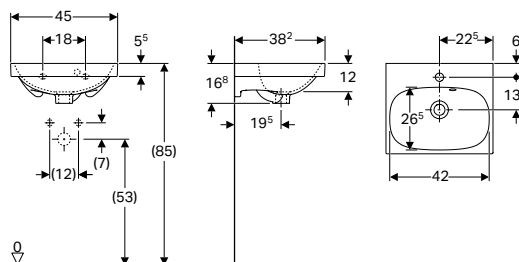
#### Accessories

- Geberit bottle trap with dip tube, for washbasin, horizontal outlet → p. 343
- Geberit waste outlet with free outlet → p. 343
- Geberit fastening set for handrinse basin → p. 317



- Replacement for art. no. 500.635.01.1

### Geberit Acanto handrinse basin



#### Technical data

Material	Fine fireclay
----------	---------------

#### Characteristics

- Can be installed with a washbasin cabinet
- Asymmetrical overflow

Art. no.	Surface / colour	B [cm]	H [cm]	T [cm]	Tap hole	Overflow
500.636.01.2	white	45	16.8	38.2	centred	visible

N: New, available: 500.636.01.2 as of April 2019;

#### Can be combined with

- Geberit Acanto cabinet for handrinse basin, with one door, bottle trap with dip tube → p. 82

#### Accessories

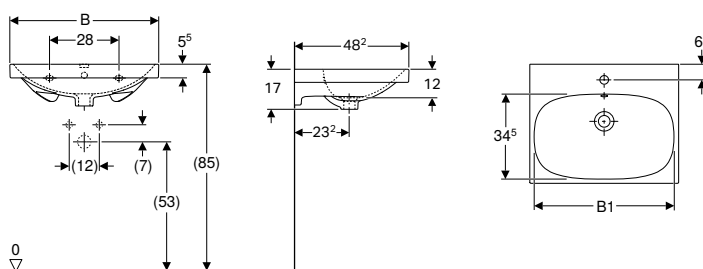
- Geberit bottle trap with dip tube, for washbasin, horizontal outlet → p. 343
- Geberit fastening set for handrinse basin → p. 317



- Replacement for art. no. 500.636.01.1

## Washbasins

### Geberit Acanto washbasin



#### Technical data

Material	Fine fireclay
----------	---------------

#### Characteristics

- Can be installed with a washbasin cabinet

Art. no.	Surface / colour	B [cm]	B1 [cm]	Cabinet width [cm]	H [cm]	T [cm]	Tap hole	Overflow
500.620.01.2	white	60	57	59.5	17	48.2	centred	visible
500.621.01.2	white	65	61.5	64	17	48.2	centred	visible

N: New, available: 500.620.01.2 as of April 2019; 500.621.01.2 as of April 2019;

#### Can be combined with

- Geberit Acanto cabinet for washbasin, with one drawer and one internal drawer, bottle trap with dip tube → p. 83

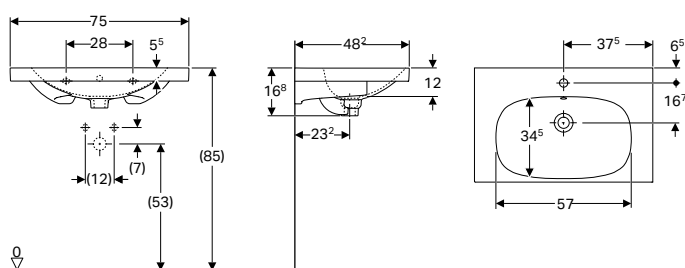
#### Accessories

- Geberit waste outlet with external push-button waste plug → p. 316
- Geberit waste outlet with internal push-button waste plug → p. 316
- Geberit bottle trap with dip tube, for washbasin, horizontal outlet → p. 343
- Geberit fastening set for washbasins → p. 314



- Replacement for art. no. 500.620.01.1, 500.621.01.1

### Geberit Acanto washbasin with shelf surface



#### Technical data

Material	Fine fireclay
----------	---------------

#### Characteristics

- Can be installed with a washbasin cabinet
- With shelf surface

Art. no.	Surface / colour	B [cm]	Cabinet width [cm]	H [cm]	T [cm]	Tap hole	Overflow
500.622.01.2	white	75	74	16.8	48.2	centred	visible

N: New, available: 500.622.01.2 as of April 2019;

#### Can be combined with

- Geberit Acanto cabinet for washbasin, with one drawer and one internal drawer, bottle trap with dip tube → p. 83



## Geberit Acanto

Washbasins  
Handrinse basins

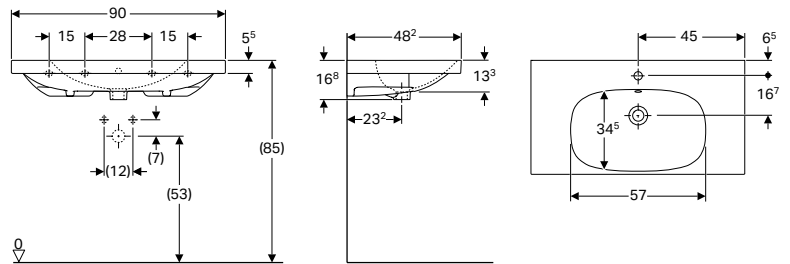
### Accessories

- Geberit waste outlet with external push-button waste plug
- Geberit waste outlet with internal push-button waste plug
- Geberit bottle trap with dip tube, for washbasin, horizontal outlet
- Geberit bottle trap with dip tube for washbasin, space-saving model, horizontal outlet
- Geberit fastening set for washbasins



- Replacement for art. no. 500.622.01.1

### Geberit Acanto washbasin with shelf surface, easy fastening



#### Technical data

Material	Fine fireclay
----------	---------------

#### Characteristics

- Can be installed with a washbasin cabinet
- Easy fastening with Geberit washbasin wall fixing type EFF1
- With shelf surface

#### Scope of delivery

- Wall fixing type EFF1

Art. no.	Surface / colour	B	Cabinet width	H	T	Tap hole	Overflow
		[cm]	[cm]	[cm]	[cm]		
500.623.01.2	white	90	89	16.8	48.2	centred	visible
500.624.01.2	white	90	89	16.8	48.2	without	visible

N: New, available: 500.623.01.2 as of April 2019; 500.624.01.2 as of April 2019;

#### Can be combined with

- Geberit Acanto cabinet for washbasin, with one drawer and one internal drawer, bottle trap with dip tube → p. 83

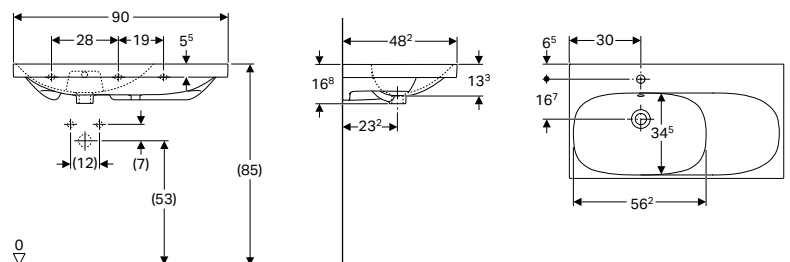
#### Accessories

- Geberit waste outlet with external push-button waste plug → p. 316
- Geberit waste outlet with internal push-button waste plug → p. 316
- Geberit bottle trap with dip tube, for washbasin, horizontal outlet → p. 343
- Geberit fastening set for washbasins → p. 314



- Replacement for art. no. 500.623.01.1, 500.624.01.1

### Geberit Acanto washbasin with right shelf surface, easy fastening



#### Technical data

Material	Fine fireclay
----------	---------------

#### Characteristics

- Can be installed with a washbasin cabinet
- Asymmetrical
- Easy fastening with Geberit washbasin wall fixing type EFF1

#### Scope of delivery

- Wall fixing type EFF1

Art. no.	Surface / colour	B [cm]	H [cm]	T [cm]	Tap hole	Overflow	Shelf space
500.625.01.2	white	90	16.8	48.2	centred	visible	right
500.626.01.2	white	90	16.8	48.2	without	visible	right

N: New, available: 500.625.01.2 as of April 2019; 500.626.01.2 as of April 2019;

#### Can be combined with

- Geberit Acanto cabinet for washbasin, with one drawer and one internal drawer, bottle trap with dip tube → p. 83

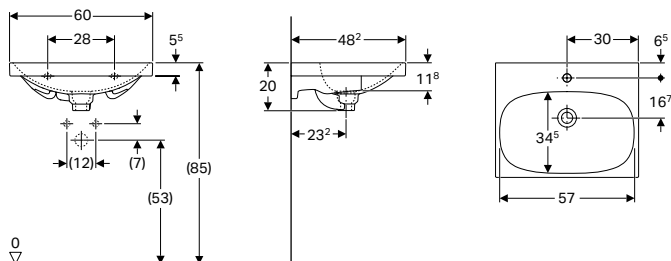
#### Accessories

- Geberit waste outlet with external push-button waste plug → p. 316
- Geberit waste outlet with internal push-button waste plug → p. 316
- Geberit bottle trap with dip tube, for washbasin, horizontal outlet → p. 343
- Geberit fastening set for washbasins → p. 314



- Replacement for art. no. 500.625.01.1, 500.626.01.1

### Geberit Acanto washbasin with hidden overflow and drain cover



#### Technical data

Material	Fine fireclay
----------	---------------

#### Characteristics

- Can be installed with a washbasin cabinet
- Ceramic overflow system

#### Scope of delivery

- Drain cover

Art. no.	Surface / colour	B Cabinet width [cm]	Cabinet width [cm]	H [cm]	T [cm]	Tap hole	Overflow
500.629.01.2	white	60	59.5	20	48.2	centred	hidden

N: New, available: 500.629.01.2 as of April 2019;

#### Can be combined with

- Geberit Acanto cabinet for washbasin, with one drawer and one internal drawer, bottle trap with dip tube → p. 83

#### Accessories

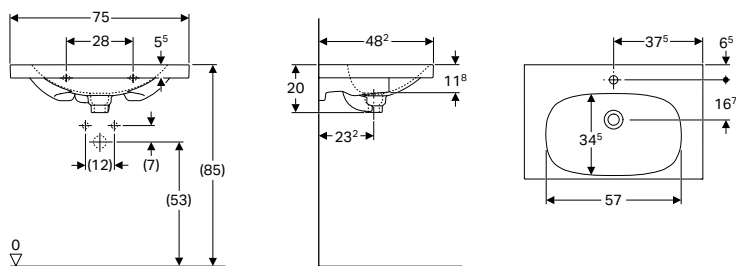
- Geberit bottle trap with dip tube, for washbasin, horizontal outlet → p. 343
- Geberit waste outlet with internal push-button waste plug → p. 316
- Geberit fastening set for washbasins → p. 314



- Replacement for art. no. 500.629.01.1



**Geberit Acanto washbasin with hidden overflow, shelf surface and drain cover**



**Technical data**

Material	Fine fireclay
----------	---------------

**Characteristics**

- Can be installed with a washbasin cabinet
- Ceramic overflow system

**Scope of delivery**

- Drain cover

Art. no.	Surface / colour	B Cabinet width [cm]	Cabinet width [cm]	H [cm]	T [cm]	Tap hole	Overflow
500.630.01.2	white	75	74	20	48.2	centred	hidden

N: New, available: 500.630.01.2 as of April 2019;

**Can be combined with**

- Geberit Acanto cabinet for washbasin, with one drawer and one internal drawer, bottle trap with dip tube → p. 83

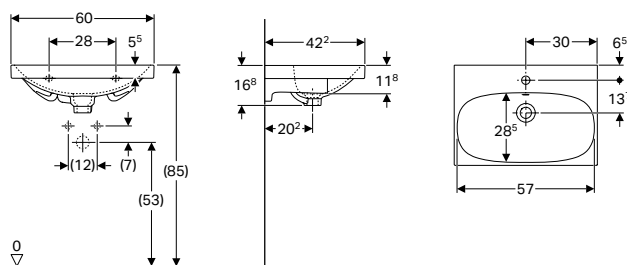
**Accessories**

- Geberit bottle trap with dip tube, for washbasin, horizontal outlet → p. 343
- Geberit waste outlet with internal push-button waste plug → p. 316
- Geberit fastening set for washbasins → p. 314



- Replacement for art. no. 500.630.01.1

**Geberit Acanto washbasin, small projection**



**Technical data**

Material	Fine fireclay
----------	---------------

**Characteristics**

- Can be installed with a washbasin cabinet
- Small projection

Art. no.	Surface / colour	B Cabinet width [cm]	Cabinet width [cm]	H [cm]	T [cm]	Tap hole	Overflow
500.631.01.2	white	60	59.5	16.8	42.2	centred	visible

N: New, available: 500.631.01.2 as of April 2019;

**Can be combined with**

- Geberit Acanto cabinet for washbasin, with one drawer and one internal drawer, small projection, bottle trap with dip tube → p. 84

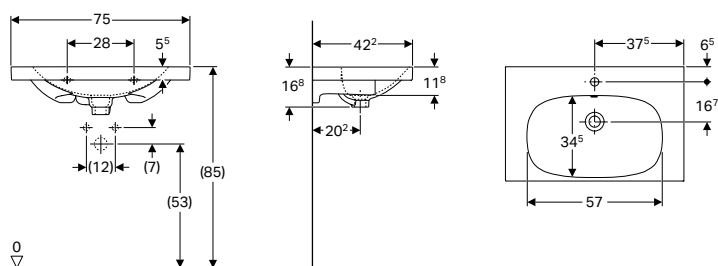
**Accessories**

- Geberit waste outlet with external push-button waste plug → p. 316
- Geberit waste outlet with internal push-button waste plug → p. 316
- Geberit bottle trap with dip tube, for washbasin, horizontal outlet → p. 343
- Geberit fastening set for washbasins → p. 314



- Replacement for art. no. 500.631.01.1

## Geberit Acanto washbasin, small projection, shelf surface



### Technical data

Material	Fine fireclay
----------	---------------

### Characteristics

- Can be installed with a washbasin cabinet
- Small projection

Art. no.	Surface / colour	B	Cabinet width	H	T	Tap hole	Overflow
		[cm]	[cm]	[cm]	[cm]		
500.632.01.2	white	75	74	16.8	42.2	centred	visible

N: New, available: 500.632.01.2 as of April 2019;

### Can be combined with

- Geberit Acanto cabinet for washbasin, with one drawer and one internal drawer, small projection, bottle trap with dip tube → p. 84

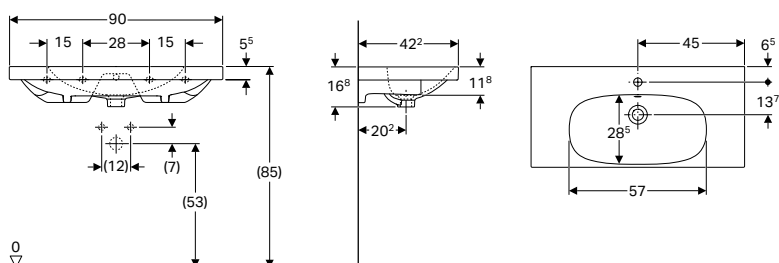
### Accessories

- Geberit waste outlet with external push-button waste plug → p. 316
- Geberit waste outlet with internal push-button waste plug → p. 316
- Geberit bottle trap with dip tube, for washbasin, horizontal outlet → p. 343
- Geberit fastening set for washbasins → p. 314



- Replacement for art. no. 500.632.01.1

## Geberit Acanto washbasin, small projection, shelf surface, easy fastening



### Technical data

Material	Fine fireclay
----------	---------------

### Scope of delivery

- Wall fixing type EFF1

Art. no.	Surface / colour	B	Cabinet width	H	H1	T	Tap hole	Overflow
		[cm]	[cm]	[cm]	[cm]	[cm]		
500.633.01.2	white	90	89	16.8	7.5	42.2	centred	visible
500.634.01.2	white	90	89	16.8	7.5	42.2	without	visible

N: New, available: 500.633.01.2 as of April 2019; 500.634.01.2 as of April 2019;

### Can be combined with

- Geberit Acanto cabinet for washbasin, with one drawer and one internal drawer, small projection, bottle trap with dip tube → p. 84

### Accessories

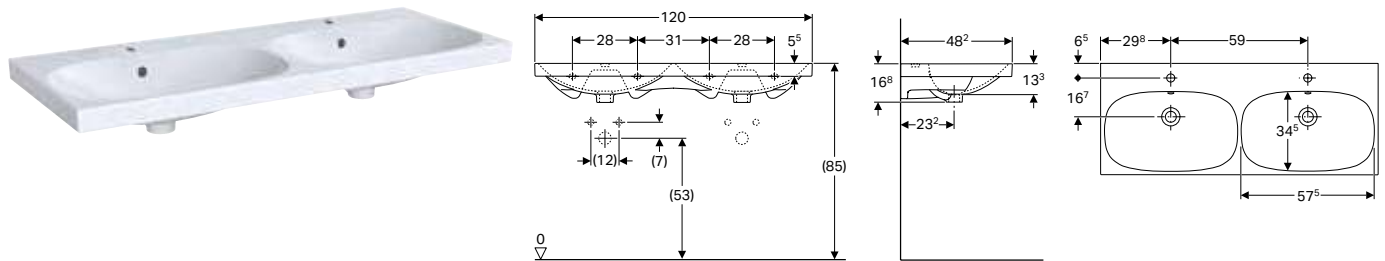
- Geberit waste outlet with external push-button waste plug → p. 316
- Geberit waste outlet with internal push-button waste plug → p. 316
- Geberit bottle trap with dip tube, for washbasin, horizontal outlet → p. 343
- Geberit fastening set for washbasins → p. 314



- Replacement for art. no. 500.633.01.1, 500.634.01.1

## Double washbasins

### Geberit Acanto double washbasin for cabinet, easy fastening



#### Technical data

Material	Fine fireclay
----------	---------------

#### Characteristics

- Can be installed with a washbasin cabinet
- Easy fastening with Geberit washbasin wall fixing type EFF1

#### Scope of delivery

- Fastening material
- Wall fixing type EFF1

Art. no.	Surface / colour	B [cm]	H [cm]	T [cm]	Tap hole	Overflow
500.627.01.2	white	120	16.8	48.2	centred	visible
500.628.01.2	white	120	16.8	48.2	without	visible

N: New, available: 500.627.01.2 as of April 2019; 500.628.01.2 as of April 2019;

#### Can be combined with

- Geberit Acanto cabinet for double washbasin, with two drawers, bottle trap with dip tube → p. 85

#### Accessories

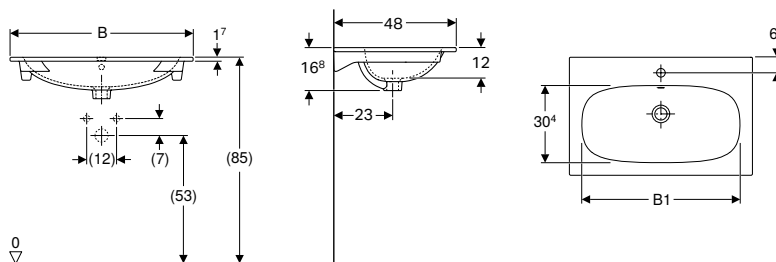
- Geberit waste outlet with external push-button waste plug → p. 316
- Geberit waste outlet with internal push-button waste plug → p. 316
- Geberit bottle trap with dip tube, for washbasin, horizontal outlet → p. 343
- Geberit fastening set for washbasins → p. 314



- Replacement for art. no. 500.627.01.1, 500.628.01.1

## Vanity basins

### Geberit Acanto vanity basin



#### Application purposes

- For mounting on washbasin cabinets

#### Characteristics

- Slim rim

#### Technical data

Material	Fine fireclay
----------	---------------

Art. no.	Surface / colour	B [cm]	B1 [cm]	Cabinet width [cm]	H [cm]	T [cm]	Tap hole	Overflow
500.640.01.2	white	60	48.8	59	16.8	48	centred	visible
500.641.01.2	white	75	63.3	74	16.8	48	centred	visible
500.642.01.2	white	90	78.3	89	16.8	48	centred	visible
500.643.01.2	white	90	78.3	89	16.8	48	without	visible

N: New, available: 500.640.01.2 as of April 2019; 500.641.01.2 as of April 2019; 500.642.01.2 as of April 2019; 500.643.01.2 as of April 2019;

#### Can be combined with

- Geberit Acanto cabinet for washbasin, with one drawer and one internal drawer, bottle trap with dip tube → p. 83







- Replacement for art. no. 500.640.01.1, 500.641.01.1, 500.642.01.1, 500.643.01.1

# Bathroom furniture

## Accessory overview – Geberit Acanto bathroom furniture

Geberit International Sales, version: January 2019





	Towel hook	Geberit Group towel rail for bathroom furniture, with right-angled corner	Geberit Group towel rail for bathroom furniture, with radius corner	Acanto organising box	
	500.647.JK.2	510040000	510140000	500.648.00.2	
					
	→ p. 94	→ p. 319		→ p. 93	

### Cabinets

Acanto cabinet for handrinse basin, with one door, bottle trap with dip tube	500.607.16.1				
	500.607.01.2				
	500.607.JL.2				
	500.607.JK.2	→ p. 82			
	500.608.01.2				
	500.608.JL.2				
	500.608.16.1				
Acanto cabinet for washbasin, with one drawer and one internal drawer, bottle trap with dip tube	500.609.16.1		✓	✓	✓
	500.609.01.2		✓	✓	✓
	500.609.JK.2		✓	✓	✓
	500.609.JL.2		✓	✓	✓
	500.610.01.2		✓	✓	✓
	500.610.16.1		✓	✓	✓
	500.610.JK.2		✓	✓	✓
	500.610.JL.2	→ p. 83	✓	✓	✓
	500.611.01.2		✓	✓	✓
	500.611.16.1		✓	✓	✓
	500.611.JK.2		✓	✓	✓
	500.611.JL.2		✓	✓	✓
	500.612.01.2		✓	✓	✓
	500.612.JK.2		✓	✓	✓
500.612.16.1		✓	✓	✓	
500.612.JL.2		✓	✓	✓	
Acanto cabinet for washbasin, with one drawer and one internal drawer, small projection, bottle trap with dip tube	500.614.01.2		✓	✓	
	500.614.JK.2		✓	✓	
	500.614.JL.2		✓	✓	
	500.614.16.1		✓	✓	
	500.615.01.2		✓	✓	
	500.615.JK.2	→ p. 84	✓	✓	
	500.615.JL.2		✓	✓	
	500.615.16.1		✓	✓	
	500.616.01.2		✓	✓	
	500.616.JK.2		✓	✓	
	500.616.JL.2		✓	✓	
500.616.16.1		✓	✓		
Keramag Acanto cabinet for double washbasin, with two drawers	500.613.01.2		✓	✓	✓
	500.613.JL.2	→ p. 85	✓	✓	✓
	500.613.JK.2		✓	✓	✓
	500.613.16.1		✓	✓	✓
Acanto tall cabinet with one door	500.637.01.2	✓			
	500.637.16.1	→ p. 86	✓		
	500.637.JL.2		✓		
	500.637.JK.2		✓		
Acanto tall cabinet with two doors	500.619.01.2	✓			
	500.619.16.1	→ p. 87	✓		
	500.619.JL.2		✓		
Acanto tall cabinet with two cargos	500.638.16.1	✓			
	500.638.01.2	→ p. 88	✓		
	500.638.JK.2		✓		
	500.638.JL.2		✓		

	Geberit Group magnetic holder	Geberit Group power socket element	Geberit Group power socket element with USB port	Geberit Group magnifying mirror	Geberit Group cabinet light, movable, battery operation
	510010000	501020000	501030000	510100000	501500000
					
	→ p. 320			→ p. 321	
	✓	✓	✓		
	✓	✓	✓		
	✓	✓	✓		
	✓	✓	✓		
	✓	✓	✓		
	✓	✓	✓		
	✓	✓	✓		
	✓	✓	✓		
	✓	✓	✓		
	✓	✓	✓		
	✓	✓	✓		
	✓	✓	✓		
	✓	✓	✓		
	✓	✓	✓		
	✓	✓	✓		
	✓	✓	✓		
	✓	✓	✓		
	✓	✓	✓		
	✓	✓	✓		
	✓	✓	✓		
	✓	✓	✓		
	✓	✓	✓		
	✓	✓	✓		
	✓	✓	✓		
	✓	✓	✓		
	✓	✓	✓		
	✓	✓	✓		
	✓	✓	✓		
	✓	✓	✓		
	✓	✓	✓		
	✓	✓	✓		
	✓	✓	✓	✓	✓
	✓	✓	✓	✓	✓
	✓	✓	✓	✓	✓
	✓	✓	✓	✓	✓
	✓	✓	✓	✓	✓
	✓	✓	✓	✓	✓
	✓	✓	✓	✓	✓
	✓	✓	✓	✓	✓
	✓	✓	✓	✓	✓
	✓	✓	✓	✓	✓
	✓	✓	✓	✓	✓
	✓	✓	✓	✓	✓
	✓	✓	✓	✓	✓
	✓	✓	✓	✓	✓

Geberit International Sales, version: January 2019

	Towel hook	Geberit Group towel rail for bathroom furniture, with right-angled corner	Geberit Group towel rail for bathroom furniture, with radius corner	Acanto organising box	
	500.647.JK.2	510040000	510140000	500.648.00.2	
					
	→ p. 94	→ p. 319		→ p. 93	

**Cabinets**

**Side cabinets**

Acanto low cabinet with one drawer and internal drawer	500.618.16.1		✓	✓		
	500.618.01.2	→ p. 89	✓	✓		
	500.618.JL.2		✓	✓		
	500.618.JK.2		✓	✓		






**High-level cabinets**

Acanto high-level cabinet with one door	500.639.01.2	✓				
	500.639.16.1	→ p. 90	✓			
	500.639.JL.2		✓			
	500.639.JK.2		✓			

**Mirror cabinets**

Acanto mirror cabinet with lighting, two doors	500.644.00.2					
	500.645.00.2	→ p. 91				
	500.646.00.2					

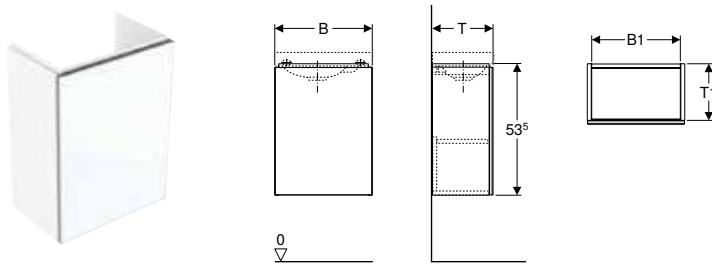
✓ Compatible

	Geberit Group magnetic holder	Geberit Group power socket element	Geberit Group power socket element with USB port	Geberit Group magnifying mirror	Geberit Group cabinet light, movable, battery operation
	510010000	501020000	501030000	510100000	501500000
					
	→ p. 320			→ p. 321	
	✓	✓	✓		
	✓	✓	✓		
	✓	✓	✓		
	✓	✓	✓		
	✓	✓	✓		✓
	✓	✓	✓		✓
	✓	✓	✓		✓
	✓				
	✓				
	✓				



## Washbasin cabinets

### Geberit Acanto cabinet for handrinse basin, with one door, bottle trap with dip tube



#### Technical data

Material	High-compressed three-layer chipboard
----------	---------------------------------------

#### Characteristics

- Wall-hung
- With one door
- Opened using push-to-open mechanism
- Left or right hinge side
- Moisture-resistant
- Front made of chipboard with glass cover
- Delivered pre-assembled

#### Scope of delivery

- Bottle trap with dip tube, space-saving model
- Fastening material

Art. no.	Surface / colour	B [cm]	B1 [cm]	Washbasin			
				width [cm]	H [cm]	T [cm]	T1 [cm]
500.607.01.2	Body: high-gloss coated / white Doors: shiny glass / white	39.5	36	40	53.5	24.5	23
500.607.16.1	Body: matt coated / black Doors: shiny glass / black	39.5	36	40	53.5	24.5	23
500.607.JK.2	Body: matt coated / lava Doors: shiny glass / lava	39.5	36	40	53.5	24.5	23
500.607.JL.2	Body: matt coated / sand grey Doors: shiny glass / sand grey	39.5	36	40	53.5	24.5	23
500.608.01.2	Body: high-gloss coated / white Doors: shiny glass / white	44.5	41	45	53.5	37.5	36
500.608.16.1	Body: matt coated / black Doors: shiny glass / black	44.5	41	45	53.5	37.5	36
500.608.JK.2	Body: matt coated / lava Doors: shiny glass / lava	44.5	41	45	53.5	37.5	36
500.608.JL.2	Body: matt coated / sand grey Doors: shiny glass / sand grey	44.5	41	45	53.5	37.5	36

Available as of April 2019

#### Can be combined with

- Geberit Acanto handrinse basin, right tap hole → p. 70
- Geberit Acanto handrinse basin → p. 70
- Geberit Acanto mirror cabinet with functional lighting, two doors → p. 91

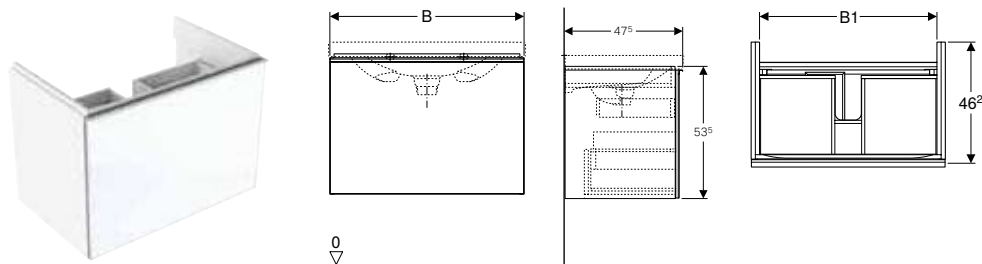
#### Accessories

- Accessory overview – Geberit Acanto bathroom furniture → p. 78



- Replacement for art. no. 500.607.01.1, 500.607.JL.1, 500.607.JK.1, 500.607.16.7, 500.608.01.1, 500.608.JL.1, 500.608.JK.1, 500.608.16.7

## Geberit Acanto cabinet for washbasin, with one drawer and one internal drawer, bottle trap with dip tube



### Technical data

Material	High-compressed three-layer chipboard
----------	---------------------------------------

### Characteristics

- Wall-hung
- With one drawer
- With one internal drawer
- Opening via handle
- Drawer with self-closing
- Moisture-resistant
- Front made of chipboard with glass cover
- Delivered pre-assembled

### Scope of delivery

- Bottle trap with dip tube, space-saving model
- Fastening material

Art. no.	Surface / colour	B [cm]	B1 [cm]	Washbasin width [cm]	H [cm]	T [cm]
500.609.01.2	Body: high-gloss coated / white Drawers: shiny glass / white	59.5	53.1	60	53.5	47.5
500.609.16.1	Body: matt coated / black Drawers: shiny glass / black	59.5	53.1	60	53.5	47.5
500.609.JK.2	Body: matt coated / lava Drawers: shiny glass / lava	59.5	53.1	60	53.5	47.5
500.609.JL.2	Body: matt coated / sand grey Drawers: shiny glass / sand grey	59.5	53.1	60	53.5	47.5
500.610.01.2	Body: high-gloss coated / white Drawers: shiny glass / white	64	57.6	65	53.5	47.5
500.610.16.1	Body: matt coated / black Drawers: shiny glass / black	64	57.6	65	53.5	47.5
500.610.JK.2	Body: matt coated / lava Drawers: shiny glass / lava	64	57.6	65	53.5	47.5
500.610.JL.2	Body: matt coated / sand grey Drawers: shiny glass / sand grey	64	57.6	65	53.5	47.5
500.611.01.2	Body: high-gloss coated / white Drawers: shiny glass / white	74	67.6	75	53.5	47.5
500.611.16.1	Body: matt coated / black Drawers: shiny glass / black	74	67.6	75	53.5	47.5
500.611.JK.2	Body: matt coated / lava Drawers: shiny glass / lava	74	67.6	75	53.5	47.5
500.611.JL.2	Body: matt coated / sand grey Drawers: shiny glass / sand grey	74	67.6	75	53.5	47.5
500.612.01.2	Body: high-gloss coated / white Drawers: shiny glass / white	89	82.6	90	53.5	47.5
500.612.16.1	Body: matt coated / black Drawers: shiny glass / black	89	82.6	90	53.5	47.5
500.612.JK.2	Body: matt coated / lava Drawers: shiny glass / lava	89	82.6	90	53.5	47.5
500.612.JL.2	Body: matt coated / sand grey Drawers: shiny glass / sand grey	89	82.6	90	53.5	47.5

Available as of April 2019

### Can be combined with

- Geberit Acanto washbasin → p. 75
- Geberit Acanto washbasin with right shelf surface, easy fastening → p. 76
- Geberit Acanto washbasin with hidden overflow and drain cover → p. 77
- Geberit Acanto vanity basin → p. 81



- Geberit Acanto washbasin with shelf surface → p. 75
- Geberit Acanto washbasin with shelf surface, easy fastening → p. 76
- Geberit Acanto washbasin with hidden overflow, shelf surface and drain cover → p. 78
- Geberit Acanto mirror cabinet with functional lighting, two doors

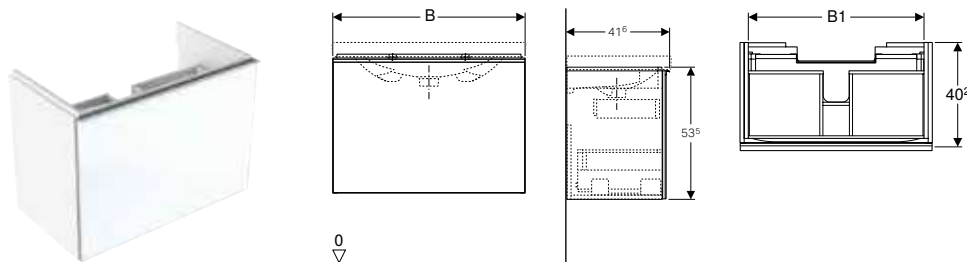
**Accessories**

- Accessory overview – Geberit Acanto bathroom furniture → p. 78



- Replacement for art. no. 500.609.01.1, 500.609.JL.1, 500.609.JK.1, 500.609.16.7, 500.610.01.1, 500.610.JL.1, 500.610.JK.1, 500.610.16.7, 500.611.01.1, 500.611.JL.1, 500.611.JK.1, 500.611.16.7, 500.612.01.1, 500.612.JL.1, 500.612.JK.1, 500.612.16.7

**Geberit Acanto cabinet for washbasin, with one drawer and one internal drawer, small projection, bottle trap with dip tube**



**Technical data**

Material	High-compressed three-layer chipboard
----------	---------------------------------------

**Characteristics**

- Wall-hung
- With one drawer
- With one internal drawer
- Opening via handle
- Drawer with self-closing
- Small projection
- Moisture-resistant
- Front made of chipboard with glass cover
- Delivered pre-assembled

**Scope of delivery**

- Bottle trap with dip tube, space-saving model
- Fastening material

Art. no.	Surface / colour	B [cm]	B1 [cm]	Washbasin width [cm]	H [cm]	T [cm]
500.614.01.2	Body: high-gloss coated / white Drawers: shiny glass / white	59.5	53.1	60	53.5	41.6
500.614.16.1	Body: matt coated / black Drawers: shiny glass / black	59.5	53.1	60	53.5	41.6
500.614.JK.2	Body: matt coated / lava Drawers: shiny glass / lava	59.5	53.1	60	53.5	41.6
500.614.JL.2	Body: matt coated / sand grey Drawers: shiny glass / sand grey	59.5	53.1	60	53.5	41.6
500.615.01.2	Body: high-gloss coated / white Drawers: shiny glass / white	74	67.6	75	53.5	41.6
500.615.16.1	Body: matt coated / black Drawers: shiny glass / black	74	67.6	75	53.5	41.6
500.615.JK.2	Body: matt coated / lava Drawers: shiny glass / lava	74	67.6	75	53.5	41.6
500.615.JL.2	Body: matt coated / sand grey Drawers: shiny glass / sand grey	74	67.6	75	53.5	41.6
500.616.01.2	Body: high-gloss coated / white Drawers: shiny glass / white	89	82.6	90	53.5	41.6
500.616.16.1	Body: matt coated / black Drawers: shiny glass / black	89	82.6	90	53.5	41.6
500.616.JK.2	Body: matt coated / lava Drawers: shiny glass / lava	89	82.6	90	53.5	41.6
500.616.JL.2	Body: matt coated / sand grey Drawers: shiny glass / sand grey	89	82.6	90	53.5	41.6

Available as of April 2019

**Can be combined with**

- Geberit Acanto washbasin, small projection → p. 74
- Geberit Acanto washbasin, small projection, shelf surface → p. 75
- Geberit Acanto washbasin, small projection, shelf surface, easy fastening → p. 75
- Geberit Acanto mirror cabinet with functional lighting, two doors → p. 91

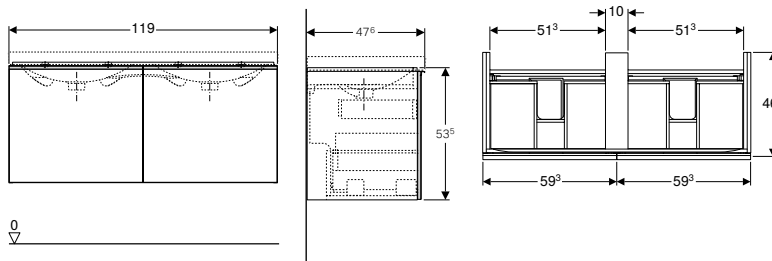
**Accessories**

- Accessory overview – Geberit Acanto bathroom furniture → p. 78



- Replacement for art. no. 500.614.01.1, 500.614.JL.1, 500.614.JK.1, 500.614.16.7, 500.615.01.1, 500.615.JL.1, 500.615.JK.1, 500.615.16.7, 500.616.01.1, 500.616.JL.1, 500.616.JK.1, 500.616.16.7

**Geberit Acanto cabinet for double washbasin, with two drawers, bottle trap with dip tube**



**Technical data**

Material	High-compressed three-layer chipboard
----------	---------------------------------------

**Characteristics**

- Wall-hung
- With two internal drawers
- With two drawers
- Opening via handle
- Drawer with self-closing
- Moisture-resistant
- Front made of chipboard with glass cover
- Delivered pre-assembled

**Scope of delivery**

- Bottle trap with dip tube, space-saving model
- Fastening material

Art. no.	Surface / colour	B [cm]	Washbasin width [cm]	H [cm]	T [cm]
500.613.01.2	Body: high-gloss coated / white Drawers: shiny glass / white	119	120	53.5	47.6
500.613.16.1	Body: matt coated / black Drawers: shiny glass / black	119	120	53.5	47.6
500.613.JK.2	Body: matt coated / lava Drawers: shiny glass / lava	119	120	53.5	47.6
500.613.JL.2	Body: matt coated / sand grey Drawers: shiny glass / sand grey	119	120	53.5	47.6

Available as of April 2019

**Can be combined with**

- Geberit Acanto double washbasin for cabinet, easy fastening → p. 76
- Geberit Acanto mirror cabinet with functional lighting, two doors → p. 91

**Accessories**

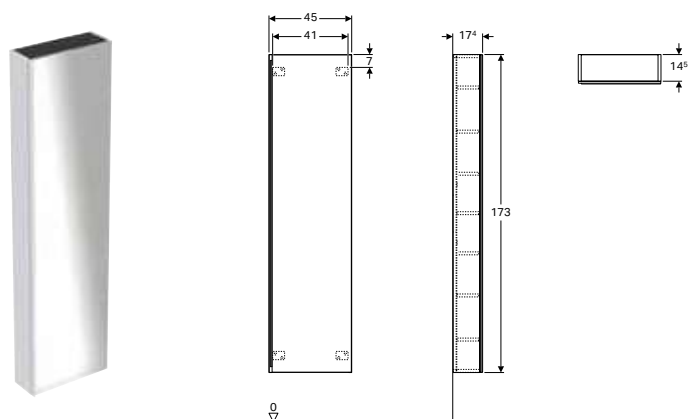
- Accessory overview – Geberit Acanto bathroom furniture → p. 78



- Replacement for art. no. 500.613.01.1, 500.613.JL.1, 500.613.JK.1, 500.613.16.7

## Side cabinets

### Geberit Acanto tall cabinet with one door



#### Technical data

Material	High-compressed three-layer chipboard
----------	---------------------------------------

#### Characteristics

- Wall-hung
- With one door
- Opening via handle
- Left or right hinge side
- Door with soft closing
- Moisture-resistant
- With two fixed shelves
- With five movable shelves
- Front made of chipboard with glass cover
- Delivered pre-assembled

#### Scope of delivery

- 5 movable shelves
- Fastening material

Art. no.	Surface / colour	B [cm]	H [cm]	T [cm]
500.637.01.2	Body: high-gloss coated / white Doors: shiny glass / white	45	173	17.4
500.637.16.1	Body: matt coated / black Doors: shiny glass / black	45	173	17.4
500.637.JK.2	Body: matt coated / lava Doors: shiny glass / lava	45	173	17.4
500.637.JL.2	Body: matt coated / sand grey Doors: shiny glass / sand grey	45	173	17.4

N: New, available: 500.637.01.2 as of April 2019; 500.637.JL.2 as of April 2019; 500.637.JK.2 as of April 2019; 500.637.16.1 as of April 2019;

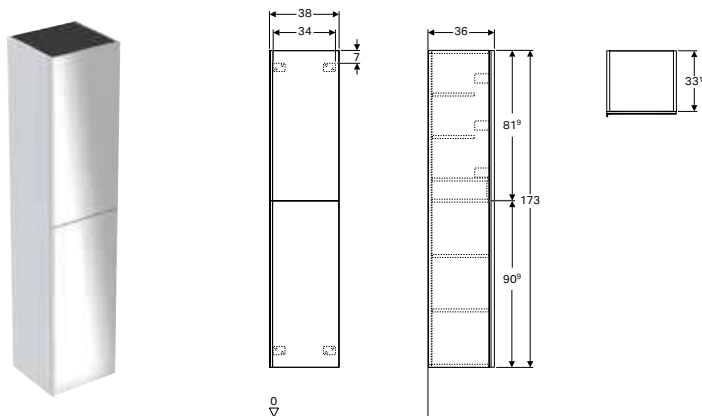
#### Accessories

- Accessory overview – Geberit Acanto bathroom furniture → p. 78



- Replacement for art. no. 500.637.01.1, 500.637.JL.1, 500.637.JK.1, 500.637.16.7

## Geberit Acanto tall cabinet with two doors



### Technical data

Material	High-compressed three-layer chipboard
----------	---------------------------------------

### Characteristics

- Wall-hung
- With two doors
- Opening via handle
- With one lockable internal drawer
- Left or right hinge side
- Door with soft closing
- Moisture-resistant
- With four movable shelves
- Storage boxes on inside of doors
- Front made of chipboard with glass cover
- Delivered pre-assembled

### Scope of delivery

- 4 movable shelves
- Fastening material

Art. no.	Surface / colour	B [cm]	H [cm]	T [cm]
500.619.01.2	Body: high-gloss coated / white Doors: shiny glass / white	38	173	36
500.619.16.1	Body: matt coated / black Doors: shiny glass / black	38	173	36
500.619.JK.2	Body: matt coated / lava Doors: shiny glass / lava	38	173	36
500.619.JL.2	Body: matt coated / sand grey Doors: shiny glass / sand grey	38	173	36

N: New, available: 500.619.01.2 as of April 2019; 500.619.JL.2 as of April 2019; 500.619.JK.2 as of April 2019; 500.619.16.1 as of April 2019;

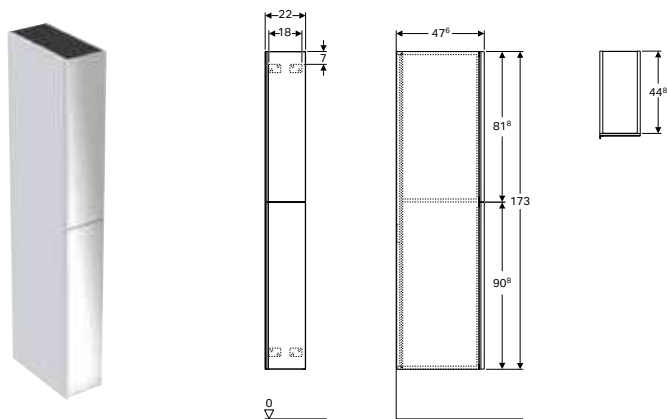
### Accessories

- Accessory overview – Geberit Acanto bathroom furniture → p. 78



- Replacement for art. no. 500.619.01.1, 500.619.JL.1, 500.619.JK.1, 500.619.16.7

## Geberit Acanto tall cabinet with two cargos



### Technical data

Material	High-compressed three-layer chipboard
----------	---------------------------------------

### Characteristics

- Wall-hung
- With two cargos
- Opening via handle
- Drawer with self-closing
- Left or right hinge side
- Moisture-resistant
- Front made of chipboard with glass cover
- Delivered pre-assembled

### Scope of delivery

- Fastening material

Art. no.	Surface / colour	B [cm]	H [cm]	T [cm]
500.638.01.2	Body: high-gloss coated / white Cargos: shiny glass / white	22	173	47.6
500.638.16.1	Body: matt coated / black Cargos: shiny glass / black	22	173	47.6
500.638.JK.2	Body: matt coated / lava Cargos: shiny glass / lava	22	173	47.6
500.638.JL.2	Body: matt coated / sand grey Cargos: shiny glass / sand grey	22	173	47.6

N: New, available: 500.638.01.2 as of April 2019; 500.638.JL.2 as of April 2019; 500.638.JK.2 as of April 2019; 500.638.16.1 as of April 2019;

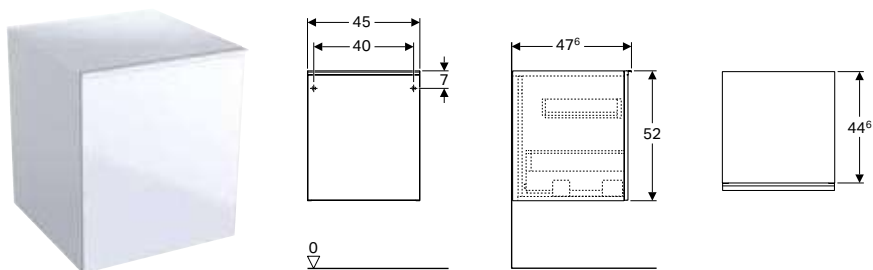
### Accessories

- Accessory overview – Geberit Acanto bathroom furniture → p. 78



- Replacement for art. no. 500.638.01.1, 500.638.JL.1, 500.638.JK.1, 500.638.16.7

## Geberit Acanto low cabinet with one drawer and internal drawer



### Technical data

Material	High-compressed three-layer chipboard
----------	---------------------------------------

### Characteristics

- Wall-hung
- With one drawer
- With one internal drawer
- Opening via handle
- Drawer with self-closing
- Moisture-resistant
- Front made of chipboard with glass cover
- Delivered pre-assembled

### Scope of delivery

- Fastening material

Art. no.	Surface / colour	B [cm]	H [cm]	T [cm]
500.618.01.2	Body: high-gloss coated / white Drawers: shiny glass / white	45	52	47.6
500.618.16.1	Body: matt coated / black Drawers: shiny glass / black	45	52	47.6
500.618.JK.2	Body: matt coated / lava Drawers: shiny glass / lava	45	52	47.6
500.618.JL.2	Body: matt coated / sand grey Drawers: shiny glass / sand grey	45	52	47.6

N: New, available: 500.618.01.2 as of April 2019; 500.618.JL.2 as of April 2019; 500.618.JK.2 as of April 2019; 500.618.16.1 as of April 2019;

### Accessories

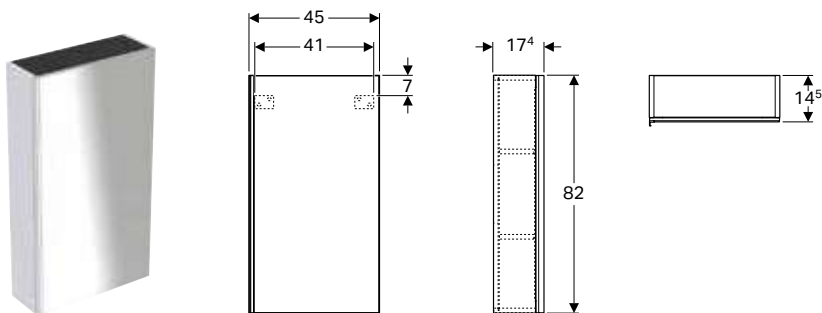
- Accessory overview – Geberit Acanto bathroom furniture → p. 78



- Replacement for art. no. 500.618.01.1, 500.618.JL.1, 500.618.JK.1, 500.618.16.7



## Geberit Acanto high-level cabinet with one door



### Technical data

Material	High-compressed three-layer chipboard
----------	---------------------------------------

### Characteristics

- Wall-hung
- With one door
- Opening via handle
- Left or right hinge side
- Door with soft closing
- Moisture-resistant
- With three movable shelves
- Mirror on inside of door
- Front made of chipboard with glass cover
- Delivered pre-assembled

### Scope of delivery

- 3 movable shelves
- Fastening material

Art. no.	Surface / colour	B [cm]	H [cm]	T [cm]
500.639.01.2	Body: high-gloss coated / white Doors: shiny glass / white	45	82	17.4
500.639.16.1	Body: matt coated / black Doors: shiny glass / black	45	82	17.4
500.639.JK.2	Body: matt coated / lava Doors: shiny glass / lava	45	82	17.4
500.639.JL.2	Body: matt coated / sand grey Doors: shiny glass / sand grey	45	82	17.4

N: New, available: 500.639.01.2 as of April 2019; 500.639.JL.2 as of April 2019; 500.639.JK.2 as of April 2019; 500.639.16.1 as of April 2019;

### Accessories

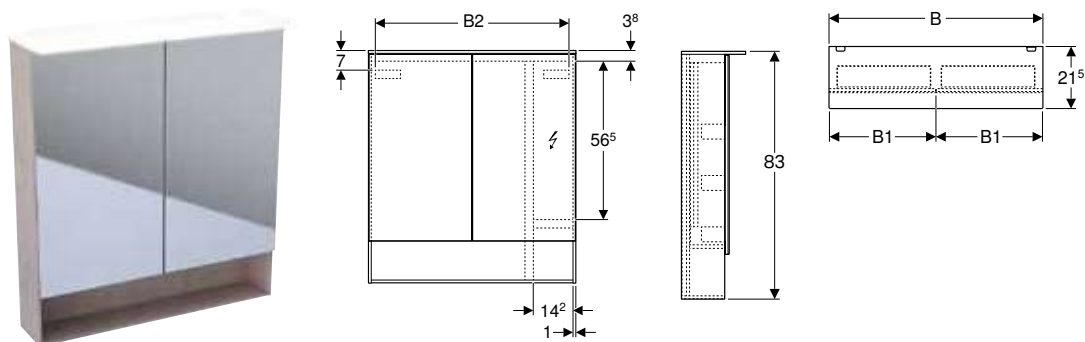
- Accessory overview – Geberit Acanto bathroom furniture → p. 78



- Replacement for art. no. 500.639.01.1, 500.639.JL.1, 500.639.JK.1, 500.639.16.7

## Mirror cabinets

### Geberit Acanto mirror cabinet with functional lighting, two doors



#### Technical data

Protection class	II
Protection degree	IP44
Nominal voltage	230 V AC
Mains frequency	50 Hz
Operating voltage	12 V DC
Output voltage	12 V DC
Material	High-compressed three-layer chipboard
Energy efficiency class	A++
Light colour	4200 K

#### Characteristics

- LED lighting
- Internal lighting
- Touch-sensor switch
- Power socket
- USB port
- Door with soft closing
- Mirrored back side
- With two doors
- Magnifying mirror
- Storage boxes on inside of doors

Art. no.	Surface / colour	B [cm]	B1 [cm]	B2 [cm]	H [cm]	T [cm]	Power consumption [W]	Plug type	Luminous flux [lm]
500.644.00.2	Body: wood-textured melamine / mystic oak Doors: outside mirrored	60	29.6	54.6	83	21.5	13.3	CEE 7/16	1855
500.645.00.2	Body: wood-textured melamine / mystic oak Doors: outside mirrored	75	36.8	69	83	21.5	15	CEE 7/16	2100
500.646.00.2	Body: wood-textured melamine / mystic oak Doors: outside mirrored	90	44.3	84	83	21.5	16.5	CEE 7/16	2310

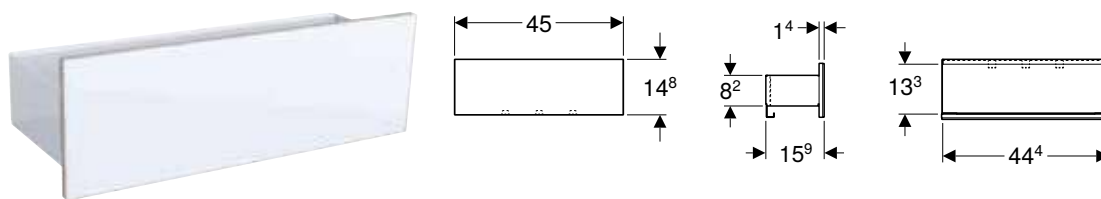
N: New, available: 500.644.00.2 as of April 2019; 500.645.00.2 as of April 2019; 500.646.00.2 as of April 2019;

#### Accessories

- Accessory overview – Geberit Acanto bathroom furniture → p. 78

## Other furniture

### Geberit Acanto wall shelf



#### Technical data

Material	Steel
----------	-------

#### Characteristics

- Wall-hung
- With three towel hooks
- Moisture-resistant
- Front made of chipboard with glass cover
- Delivered pre-assembled

#### Scope of delivery

- Fastening material

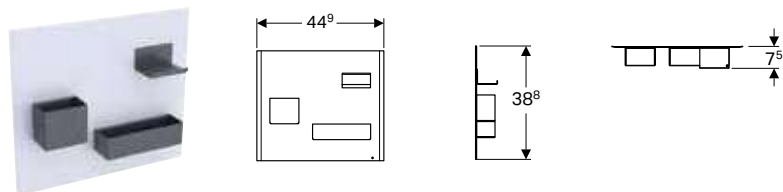
Art. no.	Surface / colour	B [cm]	H [cm]	T [cm]
500.617.01.2	Body: matt powder-coated / white Front: shiny glass / white	45	14.8	15.9
500.617.16.1	Body: matt powder-coated / black Front: shiny glass / black	45	14.8	15.9
500.617.JK.2	Body: matt powder-coated / lava Front: shiny glass / lava	45	14.8	15.9
500.617.JL.2	Body: matt powder-coated / sand grey Front: shiny glass / sand grey	45	14.8	15.9

N: New, available: 500.617.01.2 as of April 2019; 500.617.JL.2 as of April 2019; 500.617.JK.2 as of April 2019; 500.617.16.1 as of April 2019;



- Replacement for art. no. 500.617.01.1, 500.617.JL.1, 500.617.JK.1, 500.617.16.7

### Geberit Group magnetic board with storage boxes



#### Technical data

Material	Steel
----------	-------

#### Characteristics

- Storage boxes of different sizes
- Storage boxes fixed with magnetic fixing

#### Scope of delivery

- Storage boxes

Art. no.	Surface / colour
500.649.01.2	Magnet board: matt powder-coated / white Storage magnets: matt powder-coated / lava
500.649.16.1	Magnet board: matt powder-coated / black Storage magnets: matt powder-coated / lava
500.649.JK.2	Magnet board: matt powder-coated / lava Storage magnets: matt powder-coated / lava
500.649.JL.2	Magnet board: matt powder-coated / sand grey Storage magnets: matt powder-coated / lava

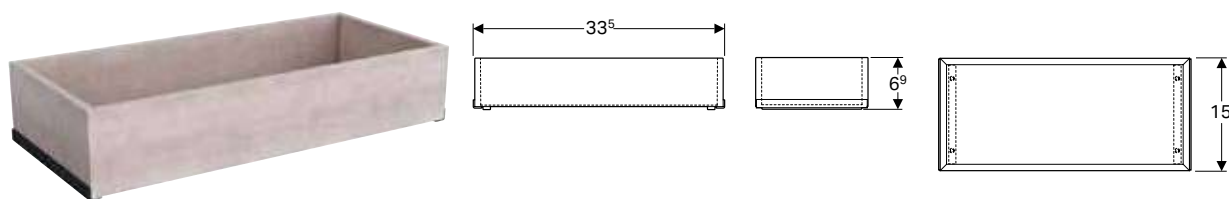
N: New, available: 500.649.01.2 as of April 2019; 500.649.JL.2 as of April 2019; 500.649.JK.2 as of April 2019; 500.649.16.1 as of April 2019;



- Replacement for art. no. 500.649.01.1, 500.649.JL.1, 500.649.JK.1, 500.649.16.7

## Accessories

### Geberit Acanto organising box



#### Technical data

Material	High-compressed three-layer chipboard
----------	---------------------------------------

Art. no. Surface / colour

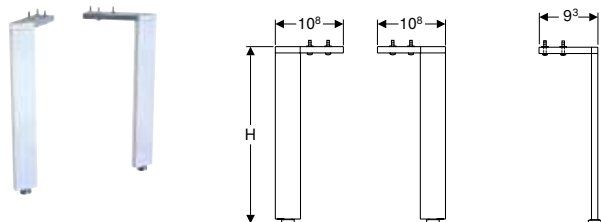
500.648.00.2 mystic oak

N: New, available: 500.648.00.2 as of April 2019;



- Replacement for art. no. 500.648.00.1

### Geberit Acanto set of feet



#### Technical data

Material	Aluminium
----------	-----------

Art. no. Surface / colour

500.658.00.2 bright chrome-plated

500.657.00.2 bright chrome-plated

N: New, available: 500.658.00.2 as of April 2019; 500.657.00.2 as of April 2019;

#### Characteristics

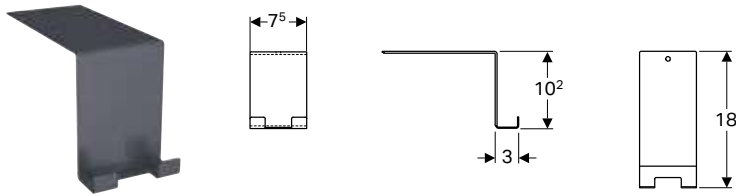
- Height adjustable for compensating floor unevenness

Art. no.	Surface / colour	H [cm]
500.658.00.2	bright chrome-plated	28.1
500.657.00.2	bright chrome-plated	31.6



- Acanto washbasin cabinets in combination with Acanto vanity basins are installed with set of feet 31.6 cm
- Acanto washbasin cabinets in combination with all other Acanto washbasins are installed with set of feet 28.1 cm
- Replacement for art. no. 500.658.00.1, 500.657.00.1

## Geberit Group towel hook



### Technical data

Material	Steel
----------	-------

Art. no. Surface / colour

500.647.JK.2 matt powder-coated / lava

N: New, available: 500.647.JK.2 as of April 2019;

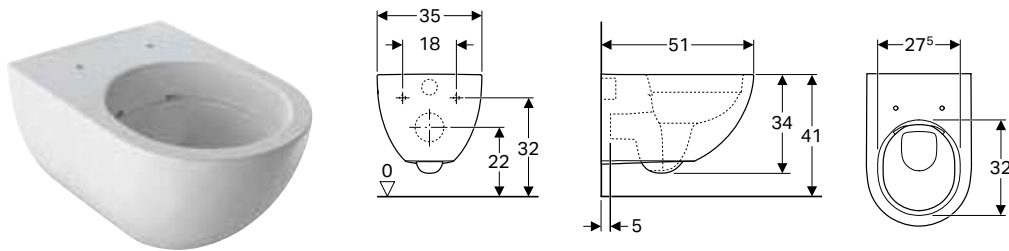


- Replacement for art. no. 500.647.JK.1

## WCs

### Wall-hung WCs

#### Geberit Acanto wall-hung WC, washdown, Rimfree



### Application purposes

- For concealed cisterns
- For concealed flushing valves

### Technical data

Material	Vitreous china
----------	----------------

### Characteristics

- Wall-hung
- Washdown WC
- Rimfree
- Class 1, full flush volume 6 / 5 / 4 l, in accordance with EN 997
- Class 2 in accordance with EN 997
- Flushes with 4.5 l
- Shrouded

### Scope of delivery

- Fastening material

Art. no. Surface / colour

500.600.01.2 white

B  
[cm]

35

H  
[cm]

34

T  
[cm]

51

N: New, available: 500.600.01.2 as of April 2019;

### To order additionally

- WC seat

### Can be combined with

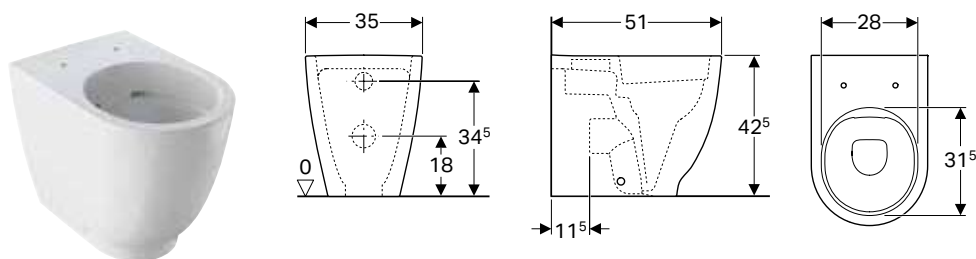
- Geberit Acanto WC seat → p. 96



- Replacement for art. no. 500.600.01.1

## Floor-standing WCs, raised

### Geberit Acanto floor-standing WC, washdown, raised, back-to-wall, Rimfree



#### Application purposes

- For concealed cisterns
- For concealed flushing valves

#### Technical data

Material	Vitreous china
----------	----------------

#### Characteristics

- Floor-standing
- Back-to-wall
- Washdown WC
- Rimfree
- Class 1, full flush volume 6 / 5 / 4 l, in accordance with EN 997
- Horizontal or vertical outlet
- Class 2 in accordance with EN 997
- Flushes with 4.5 l
- Shrouded
- Raised seat height
- Small projection

#### Scope of delivery

- Fastening material

Art. no.	Surface / colour	B [cm]	H [cm]	T [cm]
500.602.01.2	white	35	42.5	51

N: New, available: 500.602.01.2 as of April 2019;

#### To order additionally

- WC seat

#### Can be combined with

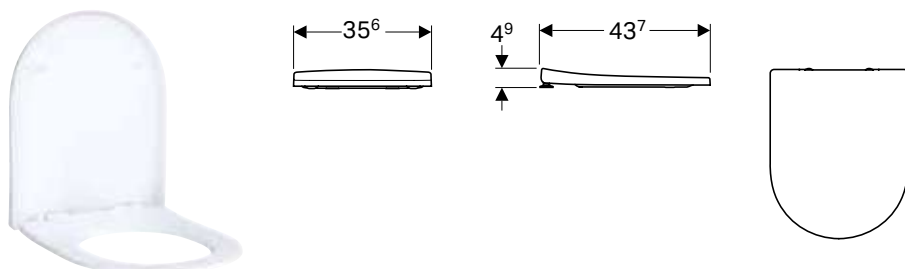
- Geberit Acanto WC seat → p. 96



- Replacement for art. no. 500.602.01.1

## WC seats

### Geberit Acanto WC seat



#### Technical data

Material	Duroplast
----------	-----------

#### Characteristics

- Overlapping WC lid
- Slim design
- Antibacterial

Art. no.	Surface / colour	Quick-release hinges	Soft-closing mechanism	Fastening	Hinge material
500.604.01.2	white	no	no	from above	Brass chrome-plated
500.605.01.2	white	yes	yes	from above	Brass chrome-plated
500.660.01.2	white	no	yes	from above	Brass chrome-plated

N: New, available: 500.604.01.2 as of April 2019; 500.605.01.2 as of April 2019; 500.660.01.2 as of April 2019;

#### Can be combined with

- Geberit Acanto wall-hung WC, washdown, Rimfree → p. 94
- Geberit Acanto floor-standing WC, washdown, raised, back-to-wall, Rimfree → p. 95

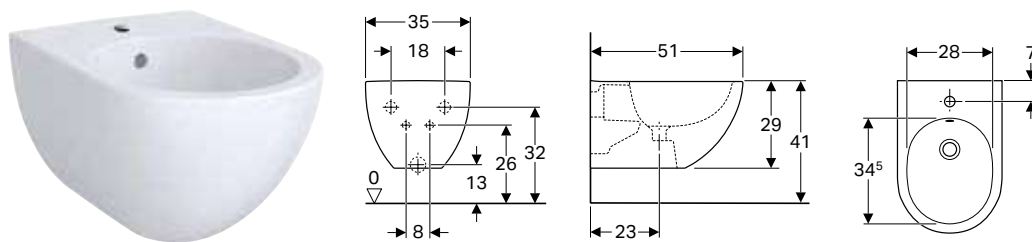


- Replacement for art. no. 500.604.01.1, 500.605.01.1, 500.660.01.1

## Bidets

### Wall-hung bidets

#### Geberit Acanto wall-hung bidet



#### Application purposes

- For single-hole taps with flexible hoses

#### Technical data

Material	Vitreous china
----------	----------------

#### Characteristics

- Wall-hung
- Hidden water supply connection
- Shrouded

#### Scope of delivery

- Fastening material

Art. no.	Surface / colour	B [cm]	H [cm]	T [cm]	Overflow
500.601.01.2	white	35	29	51	visible

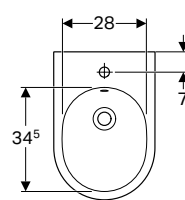
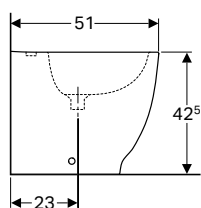
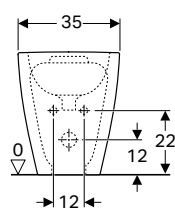
N: New, available: 500.601.01.2 as of April 2019;



- Replacement for art. no. 500.601.01.1

## Floor-standing bidets

### Geberit Acanto floor-standing bidet, back-to-wall



#### Technical data

Material	Vitreous china
----------	----------------

#### Characteristics

- Floor-standing
- Back-to-wall
- Hidden water supply connection
- Hidden fastening
- Small projection

#### Scope of delivery

- Fastening material

Art. no.	Surface / colour	B [cm]	H [cm]	T [cm]	Overflow
500.603.01.2	white	35	42.5	51	visible

N: New, available: 500.603.01.2 as of April 2019;



- Replacement for art. no. 500.603.01.1





SAVON LIQUIDE  
À L'HUILE D'OLIVE  
ET À L'ESSENCE DE LAVANDE  
LIQUID SOAP  
WITH OLIVE OIL  
AND ESSENCE OF LAVENDER

SAVON  
EXTRA PUR  
250g

SAVON  
EXTRA PUR  
250g

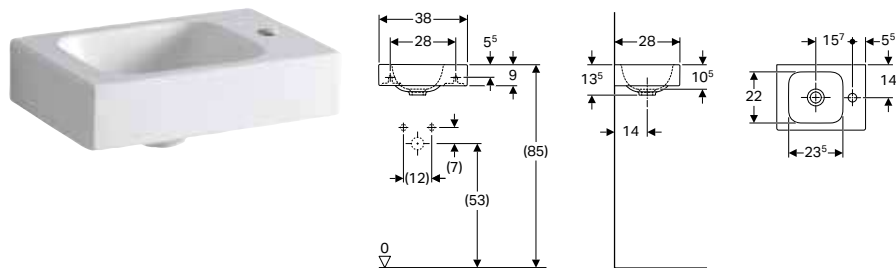
# Geberit iCon

<b>Washbasins</b> .....	<b>100</b>
Handrinse basins.....	100
Corner handrinse basins .....	101
Washbasins .....	102
Assortment overview – Geberit iCon washbasins and washbasin cabinets.....	102
Double washbasins.....	109
Lay-on washbasins.....	110
<b>Bathroom furniture</b> .....	<b>112</b>
Accessory overview – Geberit iCon bathroom furniture.....	112
Washbasin cabinets.....	116
Side cabinets .....	125
Mirrors .....	129
Other furniture .....	130
<b>WCs</b> .....	<b>131</b>
Wall-hung WCs.....	131
Floor-standing WCs .....	134
WC seats.....	137
<b>Exposed cisterns</b> .....	<b>139</b>
Exposed cisterns for WCs, made of sanitary ceramic .....	139
<b>Bidets</b> .....	<b>142</b>
Wall-hung bidets .....	142
Floor-standing bidets .....	143

# Washbasins

## Handrinse basins

### Geberit iCon handrinse basin



#### Technical data

Material	Fine fireclay
----------	---------------

#### Characteristics

- Can be installed with a washbasin cabinet
- Asymmetrical

Art. no.	Surface / colour	B [cm]	H [cm]	T [cm]	Tap hole	Overflow
124736000	white	38	13.5	28	right	without
124836000	white	38	13.5	28	left	without

N: New, available: 124736000 as of April 2019; 124836000 as of April 2019;

#### Can be combined with

- Geberit iCon cabinet for handrinse basin, with one door → p. 116

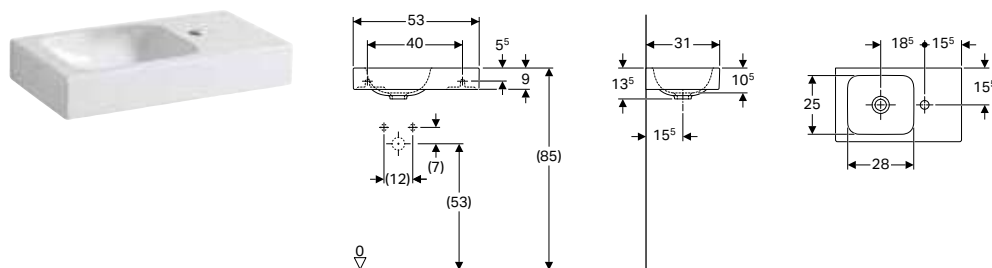
#### Accessories

- Geberit bottle trap with dip tube, for washbasin, horizontal outlet → p. 343
- Geberit waste outlet with free outlet → p. 343
- Geberit bottle trap with dip tube for washbasin, space-saving model, horizontal outlet → p. 344
- Geberit fastening set for handrinse basin → p. 317



- Replacement for art. no. 500.460.01.1, 500.461.01.1

### Geberit iCon handrinse basin with shelf surface



#### Technical data

Material	Fine fireclay
----------	---------------

#### Characteristics

- Can be installed with a washbasin cabinet
- Asymmetrical
- With shelf surface

Art. no.	Surface / colour	B [cm]	H [cm]	T [cm]	Tap hole	Overflow	Shelf space
124053000	white	53	13.5	31	right	without	right
124153000	white	53	13.5	31	left	without	left

N: New, available: 124053000 as of April 2019; 124153000 as of April 2019;

#### Can be combined with

- Geberit iCon cabinet for handrinse basin, with one drawer → p. 117

#### Accessories

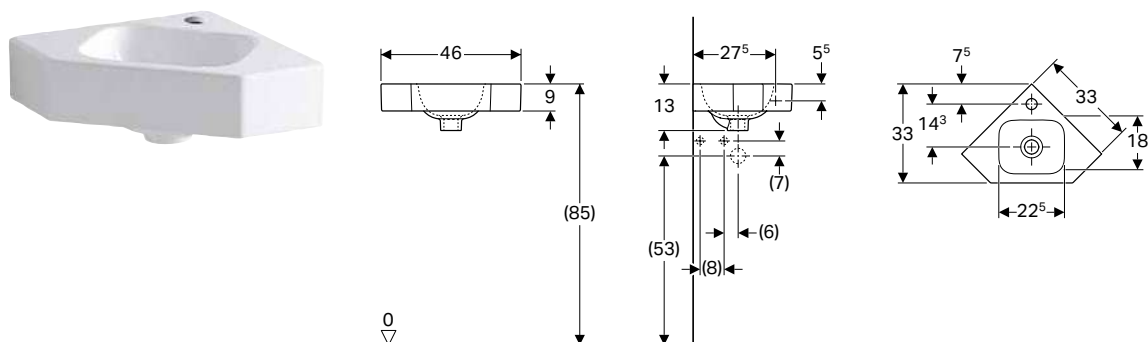
- Geberit bottle trap with dip tube, for washbasin, horizontal outlet → p. 343
- Geberit waste outlet with free outlet → p. 343
- Geberit bottle trap with dip tube for washbasin, space-saving model, horizontal outlet → p. 344
- Geberit fastening set for handrinse basin → p. 317



- Replacement for art. no. 500.457.01.1, 500.459.01.1

## Corner handrinse basins

### Geberit iCon corner handrinse basin



#### Application purposes

- For corner installation

#### Technical data

Material	Fine fireclay
----------	---------------

Art. no.	Surface / colour	B [cm]	H [cm]	T [cm]	Tap hole	Overflow
124729000	white	46	13	33	centred	without
124730000	white	46	13	33	without	without

N: New, available: 124729000 as of April 2019; 124730000 as of April 2019;

#### Accessories

- Geberit bottle trap with dip tube, for washbasin, horizontal outlet → p. 343
- Geberit waste outlet with free outlet → p. 343
- Geberit bottle trap with dip tube for washbasin, space-saving model, horizontal outlet → p. 344
- Geberit fastening set for handrinse basin → p. 317












- Replacement for art. no. 500.454.01.1

## Washbasins

### Assortment overview – Geberit iCon washbasins and washbasin cabinets

Geberit International Sales, version: November 2018

		Geberit ICon washbasin			Geberit ICon washbasin with shelf surface and decorative dish	
		60 cm	75 cm	90 cm		
		124060000 124062000 124063000	124075000 124078000	124090000 124093000	124190000 124195000	
						
		→ p. 108	→ p. 108	→ p. 108	→ p. 110	
<b>Width 600 mm</b>						
Geberit ICon cabinet for washbasin, with one drawer	840260000		→ p. 120	✓		
	840262000					
	841260000					
	841261000					
Geberit ICon cabinet for washbasin, with two drawers	840360000		→ p. 122	✓		
	840362000					
	841360000					
	841361000					
<b>Width 750 mm</b>						
Geberit ICon cabinet for washbasin, with one drawer	840275000		→ p. 120			
	840277000					
	841275000					
	841276000					
Geberit ICon cabinet for washbasin, with two drawers	840375000		→ p. 122			
	840377000					
	841375000					
	841376000					
<b>Width 900 mm</b>						
Geberit ICon cabinet for washbasin, with one drawer	840290000		→ p. 120		✓	✓
	840292000					
	841290000					
	841291000					
Geberit ICon cabinet for washbasin, with two drawers	840390000		→ p. 122		✓	✓
	840391000					
	840393000					
	841390000					
Geberit ICon cabinet for washbasin, with one drawer and shelf surface	840490000		→ p. 121			
	840492000					
	841490000					
	841491000		→ p. 121			
	841492000					
	840590000					
Geberit ICon cabinet for washbasin, with two drawers	840390000		→ p. 122		✓	✓
	840392000					
	841390000					
	841391000					
<b>Width 1200 mm</b>						










	Geberit ICon washbasin	Geberit ICon double washbasin	Geberit ICon washbasin with decorative dish	
	120 cm		50 cm	
	124020000 124025000	124120000	124050000	124150000
				
	→ p. 108	→ p. 111	→ p. 109	→ p. 109
				✓
			✓	

# Geberit iCon





## Washbasins

## Washbasins

Geberit International Sales, version: November 2018

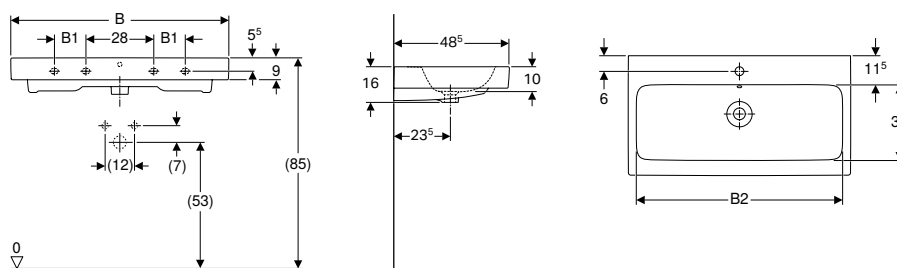
		Geberit ICon washbasin			Geberit ICon washbasin with shelf surface and decorative dish	
		60 cm	75 cm	90 cm		
		124060000 124062000 124063000	124075000 124078000	124090000 124093000	124190000 124195000	
						
		→ p. 108	→ p. 108	→ p. 108	→ p. 110	
Geberit ICon cabinet for washbasin with width from 120 cm, with two drawers	840120000		→ p. 123			
	840122000					
	841120000					
	841121000					
Geberit ICon cabinet for double washbasin, with two drawers	841122000		→ p. 125			
	840220000					
	840222000					
	841220000					
Geberit ICon cabinet for two washbasins, with two drawers and shelf surface	841221000		→ p. 126			
	840320000					
	840322000					
	841320000					
Geberit ICon cabinet for washbasin with width from 120 cm, with four drawers	841321000		→ p. 124			
	841322000					
	840420000					
	840422000					
ICon cabinet for double washbasin, with four drawers	841420000		→ p. 125			
	841421000					
	841422000					
	840520000					
	840522000					
	841520000					
	841521000					
	841522000					

✓ Compatible

	Geberit ICon washbasin	Geberit ICon double washbasin	Geberit ICon washbasin with decorative dish	
	120 cm		50 cm	
	124020000 124025000	124120000	124050000	124150000
				
	→ p. 108	→ p. 111	→ p. 109	→ p. 109
	✓			
		✓		
			✓	✓
	✓			
		✓		



**Geberit iCon washbasin**



**Technical data**

Material	Fine fireclay
----------	---------------

**Characteristics**

- Can be installed with a washbasin cabinet

Art. no.	Surface / colour	B [cm]	B1 [cm]	B2 [cm]	Cabinet width [cm]	H [cm]	T [cm]	Tap hole	Overflow	Fastening points
124060000	white	60	-	54.5	59.5	15.5	48.5	centred	visible	2
124061000	white	60	-	54.5	59.5	15.5	48.5	without	without	2
124062000	white	60	-	54.5	59.5	15.5	48.5	centred	without	2
124063000	white	60	-	54.5	59.5	15.5	48.5	without	visible	2
124075000	white	75	-	69	74	15.5	48.5	centred	visible	2
124078000	white	75	-	69	74	15.5	48.5	without	visible	2
124090000	white	90	13	84	89	16	48.5	centred	visible	4
124093000	white	90	13	84	89	16	48.5	without	visible	4
124020000	white	120	28	114.5	119	16	48.5	left and right	visible	4
124025000	white	120	28	114.5	119	16	48.5	without	visible	4

N: New, available: 124060000 as of April 2019; 124063000 as of April 2019; 124061000 as of April 2019; 124062000 as of April 2019; 124075000 as of April 2019; 124078000 as of April 2019; 124090000 as of April 2019; 124093000 as of April 2019; 124020000 as of April 2019; 124025000 as of April 2019;

**Can be combined with**

- Geberit iCon cabinet for washbasin with width from 120 cm, with four drawers → p. 122
- Geberit iCon cabinet for washbasin, with one drawer → p. 118
- Geberit iCon cabinet for washbasin, with two drawers → p. 120
- Geberit iCon cabinet for washbasin with width from 120 cm, with two drawers → p. 121

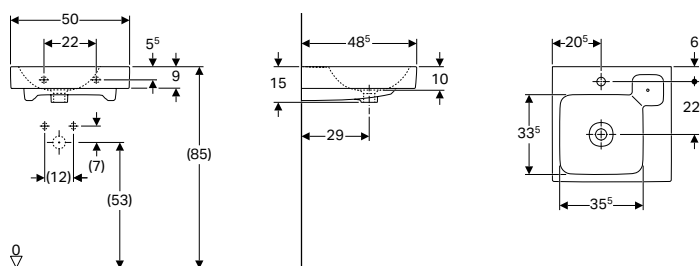
**Accessories**

- Geberit waste outlet with external push-button waste plug → p. 316
- Geberit bottle trap with dip tube, for washbasin, horizontal outlet → p. 343
- Geberit waste outlet with internal push-button waste plug → p. 316
- Geberit bottle trap with dip tube for washbasin, space-saving model, horizontal outlet → p. 344
- Geberit fastening set for washbasins → p. 314



- Art. no. 124062000 is manufactured to order
- Replacement for art. no. 500.450.01.1, 500.463.01.1, 500.451.01.1, 500.464.01.1, 500.452.01.1, 500.465.01.1, 500.453.01.1, 500.462.01.1

## Geberit iCon washbasin with decorative dish



### Technical data

Material	Fine fireclay
----------	---------------

### Characteristics

- Can be installed with a washbasin cabinet
- Asymmetrical
- Decorative dish inserted

### Scope of delivery

- Decorative dish

Art. no.	Surface / colour	B [cm]	H [cm]	T [cm]	Tap hole	Overflow	Shelf space	Decorative dish
124050000	white	50	15	48.5	centred	visible	right	right
124150000	white	50	15	48.5	centred	visible	left	left

N: New, available: 124050000 as of April 2019; 124150000 as of April 2019;

### Can be combined with

- Geberit iCon cabinet for washbasin, with one drawer and shelf surface → p. 119
- Geberit iCon cabinet for two washbasins, with two drawers and shelf surface → p. 124

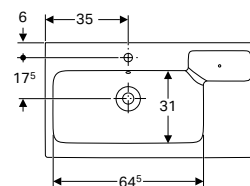
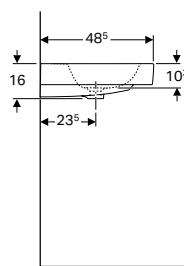
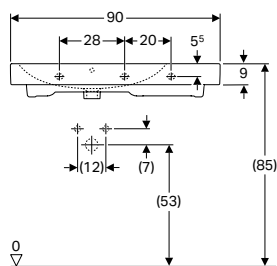
### Accessories

- Geberit bottle trap with dip tube, for washbasin, horizontal outlet → p. 343
- Geberit waste outlet with external push-button waste plug → p. 316
- Geberit bottle trap with dip tube for washbasin, space-saving model, horizontal outlet → p. 344
- Geberit fastening set for handrinse basin → p. 317



- Replacement for art. no. 500.456.01.1, 500.458.01.1

**Geberit iCon washbasin with shelf surface and decorative dish**



**Technical data**

Material	Fine fireclay
----------	---------------

**Characteristics**

- Can be installed with a washbasin cabinet
- Asymmetrical
- Decorative dish inserted
- With shelf surface

**Scope of delivery**

- Decorative dish

Art. no.	Surface / colour	B [cm]	Cabinet width [cm]	H [cm]	T [cm]	Tap hole	Overflow	Shelf space	Decorative dish
124190000	white	90	89	16	48.5	centred	visible	right	right
124195000	white	90	89	16	48.5	centred	visible	left	left

N: New, available: 124190000 as of April 2019; 124195000 as of April 2019;

**Can be combined with**

- Geberit iCon cabinet for washbasin, with one drawer → p. 118
- Geberit iCon cabinet for washbasin, with two drawers → p. 120

**Accessories**

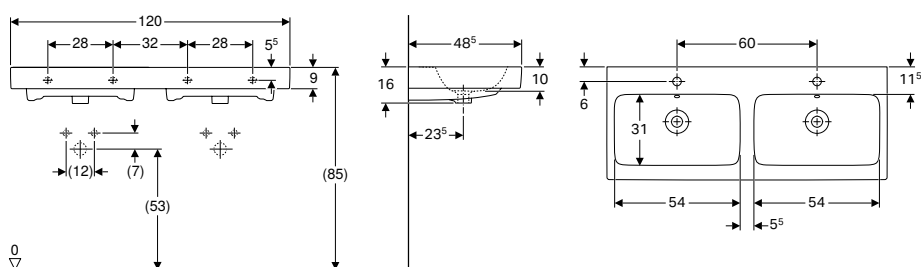
- Geberit bottle trap with dip tube, for washbasin, horizontal outlet → p. 343
- Geberit waste outlet with external push-button waste plug → p. 316
- Geberit bottle trap with dip tube for washbasin, space-saving model, horizontal outlet → p. 344
- Geberit fastening set for washbasins → p. 314



- Replacement for art. no. 500.466.01.1, 500.467.01.1

## Double washbasins

### Geberit iCon double washbasin



#### Technical data

Material	Fine fireclay
----------	---------------

#### Characteristics

- Can be installed with a washbasin cabinet

Art. no.	Surface / colour	B [cm]	H [cm]	T [cm]	Tap hole	Overflow
124120000	white	120	16	48.5	centred	visible

N: New, available: 124120000 as of April 2019;

#### Can be combined with

- Geberit iCon cabinet for double washbasin, with two drawers → p. 122
- Geberit iCon cabinet for double washbasin, with four drawers → p. 123

#### Accessories

- Geberit waste outlet with external push-button waste plug → p. 316
- Geberit waste outlet with internal push-button waste plug → p. 316
- Geberit bottle trap with dip tube, for washbasin, horizontal outlet → p. 343
- Geberit bottle trap with dip tube for washbasin, space-saving model, horizontal outlet → p. 344
- Geberit fastening set for washbasins → p. 314

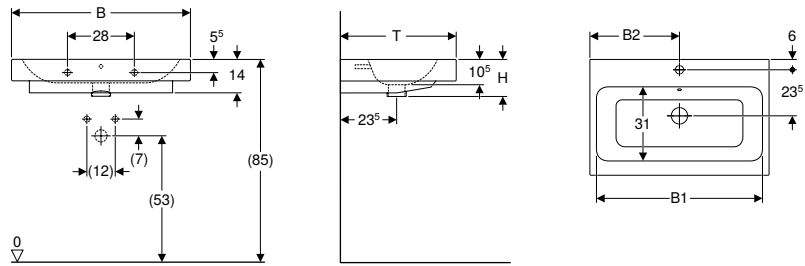


- Replacement for art. no. 500.455.01.1

## Lay-on washbasins

New

### Geberit iCon lay-on washbasin



#### Application purposes

- For mounting on washtops

#### Characteristics

- Wall fixation

#### Technical data

Material	Fine fireclay
----------	---------------

Art. no.	Surface / colour	B [cm]	B1 [cm]	B2 [cm]	H [cm]	T [cm]	Tap hole	Overflow
124560000	white	60	54.5	30	15.5	48.5	centred	visible
124575000	white	75	69	37.5	15.5	48.5	centred	visible
124590000	white	90	85	45	16	48.5	centred	visible

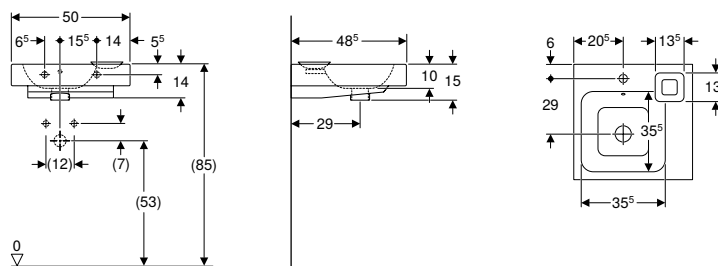
Available as of April 2019

#### Accessories

- Geberit bottle trap with dip tube, for washbasin, horizontal outlet → p. 343
- Geberit waste outlet with external push-button waste plug → p. 316
- Geberit bottle trap with dip tube for washbasin, space-saving model, horizontal outlet → p. 344
- Geberit fastening set for washbasins → p. 314

New

### Geberit iCon lay-on washbasin with decorative dish



#### Application purposes

- For mounting on washtops

#### Technical data

Material	Fine fireclay
----------	---------------

#### Characteristics

- Wall fixation
- Asymmetrical
- Decorative dish inserted

#### Scope of delivery

- Decorative dish

Art. no.	Surface / colour	B [cm]	H [cm]	T [cm]	Tap hole	Overflow	Shelf space	Decorative dish
124550000	white	50	15	48.5	centred	visible	right	right
124650000	white	50	15	48.5	centred	visible	left	left

Available as of April 2019

#### Accessories







- Geberit bottle trap with dip tube, for washbasin, horizontal outlet → p. 343
- Geberit waste outlet with external push-button waste plug → p. 316
- Geberit bottle trap with dip tube for washbasin, space-saving model, horizontal outlet → p. 344
- Geberit fastening set for handrinse basin → p. 317



# Bathroom furniture

## Accessory overview – Geberit iCon bathroom furniture







SCOid, version: M01 2019

		Towel hook	Geberit Group towel rail for bathroom furniture, with right-angled corner	Geberit Group towel rail for bathroom furniture, with radius corner	Geberit Group drawer insert, T-partition	Geberit Group drawer insert, H-partition	Geberit Group magnetic holder	
		500.647.JK.2	510040000	510140000	501000000	501010000	510010000	
								
		→ p. 94	→ p. 319		→ p. 322		→ p. 320	
<b>Cabinets</b>								
Geberit iCon cabinet for handrinse basin, with one door	840037000						✓	
	841038000						✓	
	841039000 → p. 116						✓	
	840039000						✓	
	841037000						✓	
Geberit iCon cabinet for handrinse basin, with one drawer	841054000						✓	
	840052000						✓	
	841053000 → p. 117						✓	
	840054000						✓	
	841052000						✓	
iCon cabinet for washbasin, with one drawer	840260000		✓	✓		✓	✓	
	840275000		✓	✓	✓	✓	✓	
	840290000		✓	✓	✓	✓	✓	
	841262000		✓	✓		✓	✓	
	841261000		✓	✓		✓	✓	
	841260000		✓	✓		✓	✓	
	840262000		✓	✓		✓	✓	
	841277000 → p. 118		✓	✓	✓	✓	✓	
	841276000		✓	✓	✓	✓	✓	
	841275000		✓	✓	✓	✓	✓	
	840277000		✓	✓	✓	✓	✓	
	841292000		✓	✓	✓	✓	✓	
	841291000		✓	✓	✓	✓	✓	
	841290000		✓	✓	✓	✓	✓	
	840292000		✓	✓	✓	✓	✓	
iCon cabinet for washbasin, with one drawer and shelf surface	840490000		✓	✓		✓	✓	
	840590000		✓	✓		✓	✓	
	841492000		✓	✓		✓	✓	
	841491000		✓	✓		✓	✓	
	841590000 → p. 119		✓	✓		✓	✓	
	840492000		✓	✓		✓	✓	
	841592000		✓	✓		✓	✓	
	841591000		✓	✓		✓	✓	
	841490000		✓	✓		✓	✓	
	840592000		✓	✓		✓	✓	
iCon cabinet for washbasin, with two drawers	840360000		✓	✓		✓	✓	
	840375000		✓	✓		✓	✓	
	840390000		✓	✓	✓	✓	✓	
	841362000		✓	✓		✓	✓	
	841361000		✓	✓		✓	✓	
	841360000		✓	✓		✓	✓	
	840362000		✓	✓		✓	✓	
	841377000 → p. 120		✓	✓	✓	✓	✓	
	841376000		✓	✓	✓	✓	✓	
	841375000		✓	✓	✓	✓	✓	
	840377000		✓	✓	✓	✓	✓	
	841392000		✓	✓	✓	✓	✓	
	841391000		✓	✓	✓	✓	✓	
	841390000		✓	✓	✓	✓	✓	
	840392000		✓	✓	✓	✓	✓	
iCon cabinet for washbasin with width from 120 cm, with two drawers	840120000		✓	✓		✓	✓	
	841122000		✓	✓		✓	✓	
	841121000 → p. 121		✓	✓		✓	✓	
	841120000		✓	✓		✓	✓	
	840122000		✓	✓		✓	✓	





SC0id, version: M01 2019

	Towel hook	Geberit Group towel rail for bathroom furniture, with right-angled corner	Geberit Group towel rail for bathroom furniture, with radius corner	Geberit Group drawer insert, T-partition	Geberit Group drawer insert, H-partition	Geberit Group magnetic holder	
	500.647.JK.2	510040000	510140000	501000000	501010000	510010000	
							
	→ p. 94	→ p. 319		→ p. 322		→ p. 320	

**Cabinets**

iCon cabinet for washbasin with width from 120 cm, with four drawers	840420000		✓	✓		✓	✓	
	841422000		✓	✓		✓	✓	
	841421000 → p. 122		✓	✓		✓	✓	
	841420000		✓	✓		✓	✓	
iCon cabinet for double washbasin, with two drawers	840422000		✓	✓		✓	✓	
	840220000		✓	✓		✓	✓	
	841222000		✓	✓		✓	✓	
	841221000		✓	✓		✓	✓	
iCon cabinet for double washbasin, with four drawers	841220000		✓	✓		✓	✓	
	840222000 → p. 123		✓	✓		✓	✓	
	840520000		✓	✓		✓	✓	
	841522000		✓	✓		✓	✓	
iCon cabinet for two washbasins, with two drawers and shelf surface	841521000		✓	✓		✓	✓	
	841520000		✓	✓		✓	✓	
	840522000		✓	✓		✓	✓	
	840320000		✓	✓		✓	✓	
iCon cabinet for two washbasins, with two drawers and shelf surface	841322000		✓	✓		✓	✓	
	841321000 → p. 124		✓	✓		✓	✓	
	841320000		✓	✓		✓	✓	
	840322000		✓	✓		✓	✓	

**Tall cabinets**

iCon tall cabinet with one door	840000000	✓					✓	
	841000000	✓					✓	
	841002000 → p. 125	✓					✓	
	841001000	✓					✓	
iCon tall cabinet with one door and external mirror	841002000	✓					✓	
	840150000	✓					✓	
	841152000	✓					✓	
	841151000 → p. 126	✓					✓	
	841150000	✓					✓	
	840152000	✓					✓	

**Side cabinets**

iCon low cabinet with one drawer, floor-standing	840090000						✓	
	841092000						✓	
	841091000						✓	
	841090000						✓	
iCon low cabinet with two drawers	840092000 → p. 127						✓	
	840045000		✓	✓			✓	
	841047000		✓	✓			✓	
	841046000		✓	✓			✓	
	841045000		✓	✓			✓	
	840047000		✓	✓			✓	

**Side elements**

Geberit iCon side element with storage box	840137000						✓	
	840237000						✓	
	841139000						✓	
	841138000						✓	
	841238000						✓	
	841239000 → p. 128						✓	
	840139000						✓	
	840239000						✓	
	841137000						✓	
	841237000						✓	

**Shelf units**

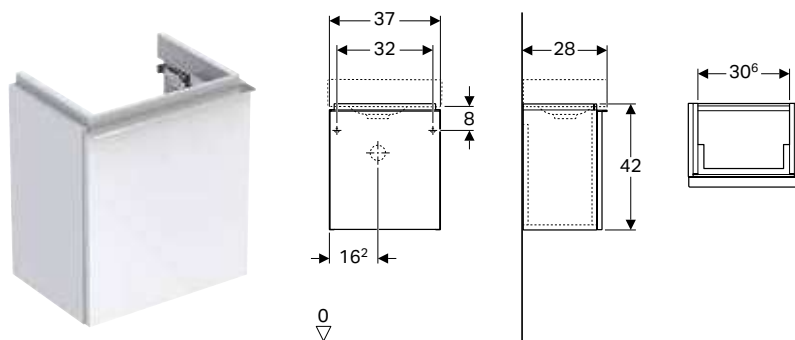
Geberit iCon shelf unit with mirror	840028000						✓	
	841028000						✓	
	841029000 → p. 128						✓	
	841030000						✓	
	840030000						✓	

✓ Compatible



## Washbasin cabinets

### Geberit iCon cabinet for handrinse basin, with one door



#### Technical data

Material	High-compressed three-layer chipboard
----------	---------------------------------------

#### Characteristics

- Wall-hung
- With one door
- Door with soft closing
- Opening via handle
- Moisture-resistant
- Delivered pre-assembled

#### Scope of delivery

- Fastening material

Art. no.	Surface / colour	Washbasin				
		B [cm]	width [cm]	H [cm]	T [cm]	
840039000	high-gloss coated / platin	37	38	42	28	right-hand
840037000	high-gloss coated / white	37	38	42	28	right-hand
841038000	matt coated / lava	37	38	42	28	right-hand
841037000	matt coated / white	37	38	42	28	right-hand
841039000	wood-textured melamine / oak nature	37	38	42	28	right-hand

N: New, available: 840037000 as of April 2019; 841037000 as of April 2019; 841038000 as of April 2019; 841039000 as of April 2019; 840039000 as of April 2019;

#### Can be combined with

- Geberit iCon handrinse basin → p. 100
- Geberit iCon side element with storage box → p. 128
- Geberit iCon illuminated mirror → p. 129

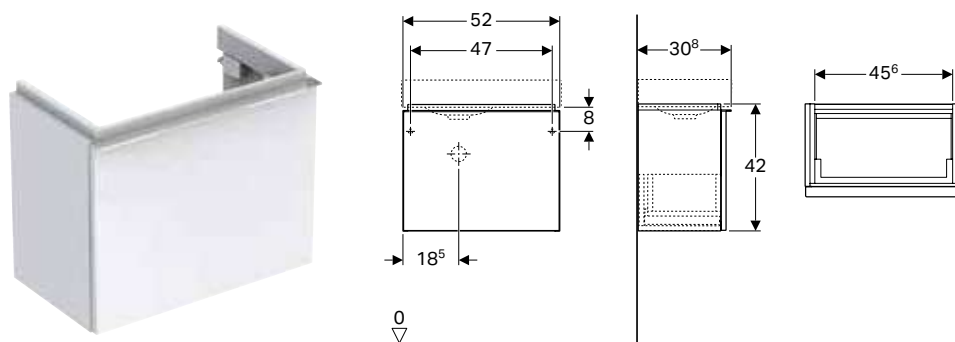
#### Accessories

- Accessory overview – Geberit iCon bathroom furniture → p. 112



- Replacement for art. no. 500.425.01.1, 500.425.JK.1, 500.425.JH.1

## Geberit iCon cabinet for handrinse basin, with one drawer



### Technical data

Material	High-compressed three-layer chipboard
----------	---------------------------------------

### Characteristics

- Wall-hung
- With one drawer
- Opening via handle
- Drawer with self-closing
- Moisture-resistant
- Delivered pre-assembled

### Scope of delivery

- Fastening material

Art. no.	Surface / colour	B [cm]	Washbasin width [cm]	H [cm]	T [cm]
840052000	high-gloss coated / white	52	53	42	30.8
840054000	high-gloss coated / platin	52	53	42	30.8
841052000	matt coated / white	52	53	42	30.8
841053000	matt coated / lava	52	53	42	30.8
841054000	wood-textured melamine / oak nature	52	53	42	30.8

N: New, available: 840052000 as of April 2019; 841052000 as of April 2019; 841053000 as of April 2019; 841054000 as of April 2019; 840054000 as of April 2019;

### Can be combined with

- Geberit iCon handrinse basin with shelf surface → p. 100
- Geberit iCon side element with storage box → p. 128
- Geberit iCon illuminated mirror → p. 129

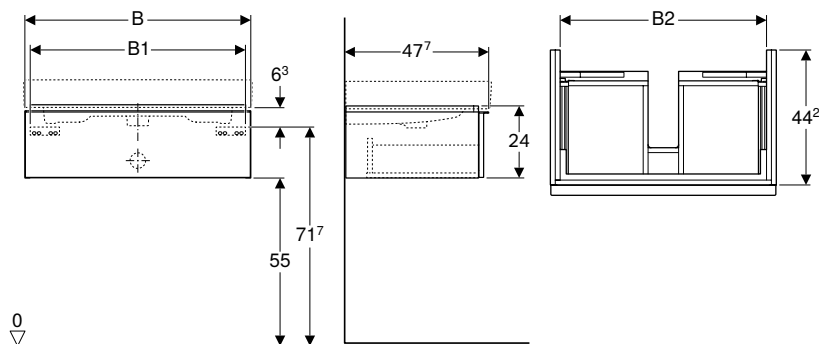
### Accessories

- Accessory overview – Geberit iCon bathroom furniture → p. 112



- Replacement for art. no. 500.427.01.1, 500.427.JK.1, 500.427.JH.1

## Geberit iCon cabinet for washbasin, with one drawer



### Technical data

Material	High-compressed three-layer chipboard
----------	---------------------------------------

### Characteristics

- Wall-hung
- With one drawer
- Opening via handle
- Drawer with self-closing
- Moisture-resistant
- Delivered pre-assembled

### Scope of delivery

- Fastening material

Art. no.	Surface / colour	B [cm]	B1 [cm]	B2 [cm]	Washbasin width [cm]	H [cm]	T [cm]	Siphon cutout
840260000	high-gloss coated / white	59.5	56	53.1	60	24	47.7	centred
840262000	high-gloss coated / platin	59.5	56	53.1	60	24	47.7	centred
841260000	matt coated / white	59.5	56	53.1	60	24	47.7	centred
841261000	matt coated / lava	59.5	56	53.1	60	24	47.7	centred
841262000	wood-textured melamine / oak nature	59.5	56	53.1	60	24	47.7	centred
840275000	high-gloss coated / white	74	70.5	67.6	75	24	47.7	centred
840277000	high-gloss coated / platin	74	70.5	67.6	75	24	47.7	centred
841275000	matt coated / white	74	70.5	67.6	75	24	47.7	centred
841276000	matt coated / lava	74	70.5	67.6	75	24	47.7	centred
841277000	wood-textured melamine / oak nature	74	70.5	67.6	75	24	47.7	centred
840290000	high-gloss coated / white	89	85.5	82.6	90	24	47.7	centred
840292000	high-gloss coated / platin	89	85.5	82.6	90	24	47.7	centred
841290000	matt coated / white	89	85.5	82.6	90	24	47.7	centred
841291000	matt coated / lava	89	85.5	82.6	90	24	47.7	centred
841292000	wood-textured melamine / oak nature	89	85.5	82.6	90	24	47.7	centred

N: New, available: 840260000 as of April 2019; 841260000 as of April 2019; 841261000 as of April 2019; 841262000 as of April 2019; 840262000 as of April 2019; 840275000 as of April 2019; 841275000 as of April 2019; 841276000 as of April 2019; 841277000 as of April 2019; 840277000 as of April 2019; 840290000 as of April 2019; 841290000 as of April 2019; 841291000 as of April 2019; 841292000 as of April 2019; 840292000 as of April 2019;

### Can be combined with

- Geberit iCon washbasin → p. 106
- Geberit iCon washbasin with shelf surface and decorative dish → p. 108
- Geberit iCon illuminated mirror → p. 129

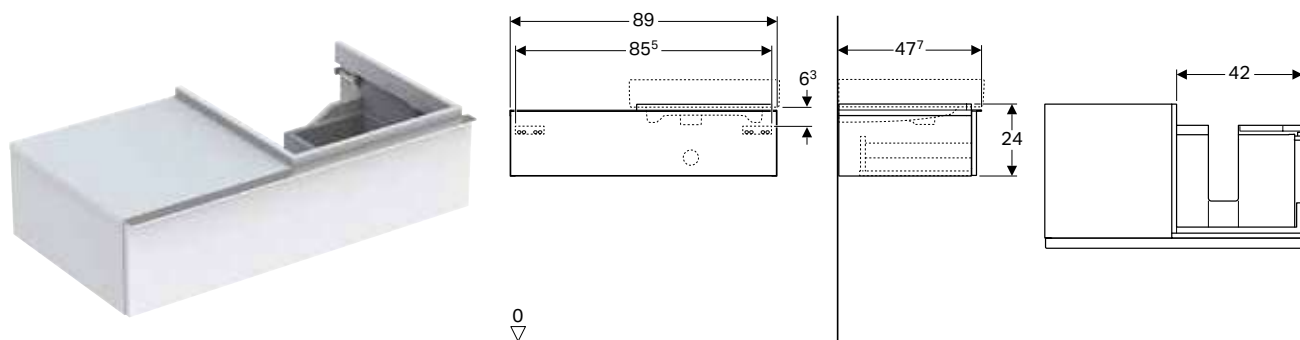
### Accessories

- Accessory overview – Geberit iCon bathroom furniture → p. 112



- Replacement for art. no. 500.428.01.1, 500.428.JK.1, 500.428.JH.1, 500.435.01.1, 500.435.JK.1, 500.435.JH.1, 500.437.01.1, 500.437.JK.1, 500.437.JH.1

## Geberit iCon cabinet for washbasin, with one drawer and shelf surface



### Technical data

Material	High-compressed three-layer chipboard
----------	---------------------------------------

### Characteristics

- Wall-hung
- With one drawer
- Opening via handle
- Drawer with self-closing
- Moisture-resistant
- Delivered pre-assembled

### Scope of delivery

- Fastening material

Art. no.	Surface / colour	B [cm]	Washbasin width [cm]	H [cm]	T [cm]	Siphon cutout
840492000	high-gloss coated / platin	89	50	24	47.7	left
840592000	high-gloss coated / platin	89	50	24	47.7	right
840490000	high-gloss coated / white	89	50	24	47.7	left
840590000	high-gloss coated / white	89	50	24	47.7	right
841491000	matt coated / lava	89	50	24	47.7	left
841591000	matt coated / lava	89	50	24	47.7	right
841490000	matt coated / white	89	50	24	47.7	left
841590000	matt coated / white	89	50	24	47.7	right
841492000	wood-textured melamine / oak nature	89	50	24	47.7	left
841592000	wood-textured melamine / oak nature	89	50	24	47.7	right

N: New, available: 840590000 as of April 2019; 840490000 as of April 2019; 841490000 as of April 2019; 841590000 as of April 2019; 841591000 as of April 2019; 841491000 as of April 2019; 841592000 as of April 2019; 841492000 as of April 2019; 840592000 as of April 2019; 840492000 as of April 2019;

### Can be combined with

- Geberit iCon washbasin with decorative dish → p. 107
- Geberit iCon illuminated mirror → p. 129

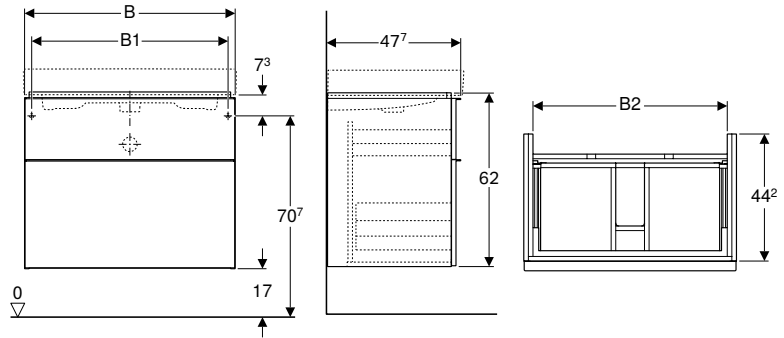
### Accessories

- Accessory overview – Geberit iCon bathroom furniture → p. 112



- Replacement for art. no. 500.439.01.1, 500.438.01.1, 500.439.JK.1, 500.438.JK.1, 500.439.JH.1, 500.438.JH.1

## Geberit iCon cabinet for washbasin, with two drawers



### Technical data

Material	High-compressed three-layer chipboard
----------	---------------------------------------

### Characteristics

- Wall-hung
- With two drawers
- Opening via handle
- Drawer with self-closing
- Moisture-resistant
- Delivered pre-assembled

### Scope of delivery

- Fastening material

Art. no.	Surface / colour	B [cm]	B1 [cm]	B2 [cm]	Washbasin width [cm]	H [cm]	T [cm]	Siphon cutout
840360000	high-gloss coated / white	59.5	56	53.1	60	62	47.7	centred
840362000	high-gloss coated / platin	59.5	56	53.1	60	62	47.7	centred
841360000	matt coated / white	59.5	56	53.1	60	62	47.7	centred
841361000	matt coated / lava	59.5	56	53.1	60	62	47.7	centred
841362000	wood-textured melamine / oak nature	59.5	56	53.1	60	62	47.7	centred
840375000	high-gloss coated / white	74	70.5	67.6	75	62	47.7	centred
840377000	high-gloss coated / platin	74	70.5	67.6	75	62	47.7	centred
841375000	matt coated / white	74	70.5	67.6	75	62	47.7	centred
841376000	matt coated / lava	74	70.5	67.6	75	62	47.7	centred
841377000	wood-textured melamine / oak nature	74	70.5	67.6	75	62	47.7	centred
840390000	high-gloss coated / white	89	85.5	82.6	90	62	47.7	centred
840392000	high-gloss coated / platin	89	85.5	82.6	90	62	47.7	centred
841390000	matt coated / white	89	85.5	82.6	90	62	47.7	centred
841391000	matt coated / lava	89	85.5	82.6	90	62	47.7	centred
841392000	wood-textured melamine / oak nature	89	85.5	82.6	90	62	47.7	centred

N: New, available: 840360000 as of April 2019; 841360000 as of April 2019; 841361000 as of April 2019; 841362000 as of April 2019; 840362000 as of April 2019; 840375000 as of April 2019; 841375000 as of April 2019; 841376000 as of April 2019; 841377000 as of April 2019; 840377000 as of April 2019; 840390000 as of April 2019; 841390000 as of April 2019; 841391000 as of April 2019; 841392000 as of April 2019; 840392000 as of April 2019;

### Can be combined with

- Geberit iCon washbasin → p. 106
- Geberit iCon washbasin with shelf surface and decorative dish → p. 108
- Geberit iCon illuminated mirror → p. 129

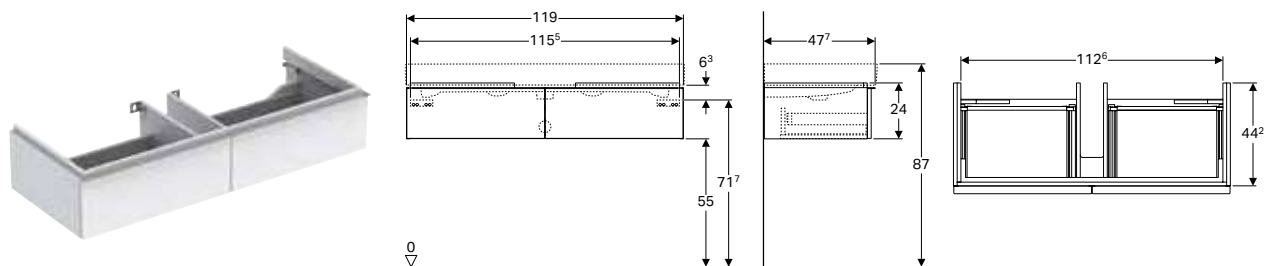
### Accessories

- Accessory overview – Geberit iCon bathroom furniture → p. 112



- Replacement for art. no. 500.429.01.1, 500.429.JK.1, 500.429.JH.1, 500.436.01.1, 500.436.JK.1, 500.436.JH.1, 500.441.01.1, 500.441.JK.1, 500.441.JH.1

## Geberit iCon cabinet for washbasin with width from 120 cm, with two drawers



### Technical data

Material	High-compressed three-layer chipboard
----------	---------------------------------------

### Characteristics

- Wall-hung
- With two drawers
- Opening via handle
- Drawer with self-closing
- Moisture-resistant
- Delivered pre-assembled

### Scope of delivery

- Fastening material

Art. no.	Surface / colour	Washbasin		H [cm]	T [cm]	Siphon cutout
		B [cm]	width [cm]			
840120000	high-gloss coated / white	119	120	24	47.7	centred
840122000	high-gloss coated / platin	119	120	24	47.7	centred
841120000	matt coated / white	119	120	24	47.7	centred
841121000	matt coated / lava	119	120	24	47.7	centred
841122000	wood-textured melamine / oak nature	119	120	24	47.7	centred

N: New, available: 840120000 as of April 2019; 841120000 as of April 2019; 841121000 as of April 2019; 841122000 as of April 2019; 840122000 as of April 2019;

### Can be combined with

- Geberit iCon washbasin → p. 106
- Geberit iCon illuminated mirror → p. 129

### Accessories

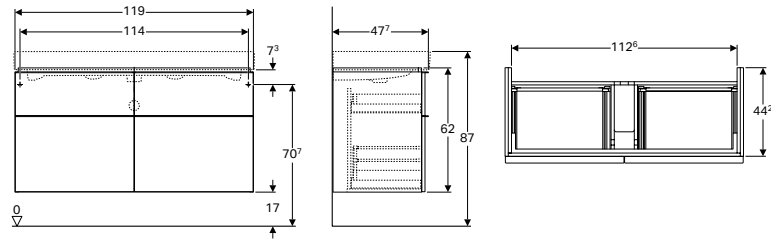
- Accessory overview – Geberit iCon bathroom furniture → p. 112



- Replacement for art. no. 500.442.01.1, 500.442.JK.1, 500.442.JH.1



## Geberit iCon cabinet for washbasin with width from 120 cm, with four drawers



### Technical data

Material	High-compressed three-layer chipboard
----------	---------------------------------------

### Characteristics

- Wall-hung
- With four drawers
- Opening via handle
- Drawer with self-closing
- Moisture-resistant
- Delivered pre-assembled

### Scope of delivery

- Fastening material

Art. no.	Surface / colour	B [cm]	Washbasin width [cm]	H [cm]	T [cm]	Siphon cutout
840420000	high-gloss coated / white	119	120	62	47.7	centred
840422000	high-gloss coated / platin	119	120	62	47.7	centred
841420000	matt coated / white	119	120	62	47.7	centred
841421000	matt coated / lava	119	120	62	47.7	centred
841422000	wood-textured melamine / oak nature	119	120	62	47.7	centred

N: New, available: 840420000 as of April 2019; 841420000 as of April 2019; 841421000 as of April 2019; 841422000 as of April 2019; 840422000 as of April 2019;

### Can be combined with

- Geberit iCon washbasin → p. 106
- Geberit iCon illuminated mirror → p. 129

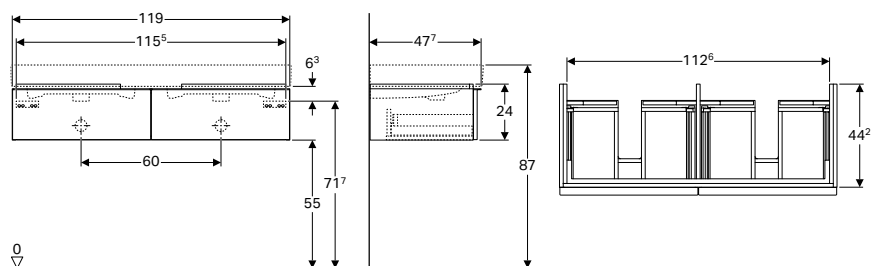
### Accessories

- Accessory overview – Geberit iCon bathroom furniture → p. 112



- Replacement for art. no. 500.445.01.1, 500.445.JK.1, 500.445.JH.1

## Geberit iCon cabinet for double washbasin, with two drawers



### Technical data

Material	High-compressed three-layer chipboard
----------	---------------------------------------

### Characteristics

- Wall-hung
- With two drawers
- Opening via handle
- Drawer with self-closing
- Moisture-resistant
- Delivered pre-assembled

### Scope of delivery

- Fastening material

Art. no.	Surface / colour	B [cm]	Washbasin width [cm]	H [cm]	T [cm]
840220000	high-gloss coated / white	119	120	24	47.7
840222000	high-gloss coated / platin	119	120	24	47.7
841220000	matt coated / white	119	120	24	47.7
841221000	matt coated / lava	119	120	24	47.7
841222000	wood-textured melamine / oak nature	119	120	24	47.7

N: New, available: 840220000 as of April 2019; 841220000 as of April 2019; 841221000 as of April 2019; 841222000 as of April 2019; 840222000 as of April 2019;

#### Can be combined with

- Geberit iCon double washbasin → p. 109
- Geberit iCon illuminated mirror → p. 129

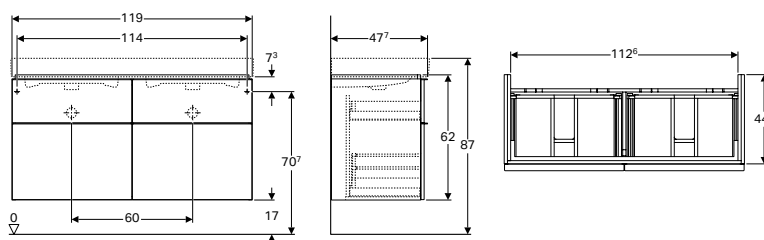
#### Accessories

- Accessory overview – Geberit iCon bathroom furniture → p. 112



- Replacement for art. no. 500.443.01.1, 500.443.JK.1, 500.443.JH.1

## Geberit iCon cabinet for double washbasin, with four drawers



#### Technical data

Material	High-compressed three-layer chipboard
----------	---------------------------------------

#### Characteristics

- Wall-hung
- With four drawers
- Opening via handle
- Drawer with self-closing
- Moisture-resistant
- Delivered pre-assembled

#### Scope of delivery

- Fastening material

Art. no.	Surface / colour	B [cm]	Washbasin width [cm]	H [cm]	T [cm]
840520000	high-gloss coated / white	119	120	62	47.7
840522000	high-gloss coated / platin	119	120	62	47.7
841520000	matt coated / white	119	120	62	47.7
841521000	matt coated / lava	119	120	62	47.7
841522000	wood-textured melamine / oak nature	119	120	62	47.7

N: New, available: 840520000 as of April 2019; 841520000 as of April 2019; 841521000 as of April 2019; 841522000 as of April 2019; 840522000 as of April 2019;

#### Can be combined with

- Geberit iCon double washbasin → p. 109
- Geberit iCon illuminated mirror → p. 129

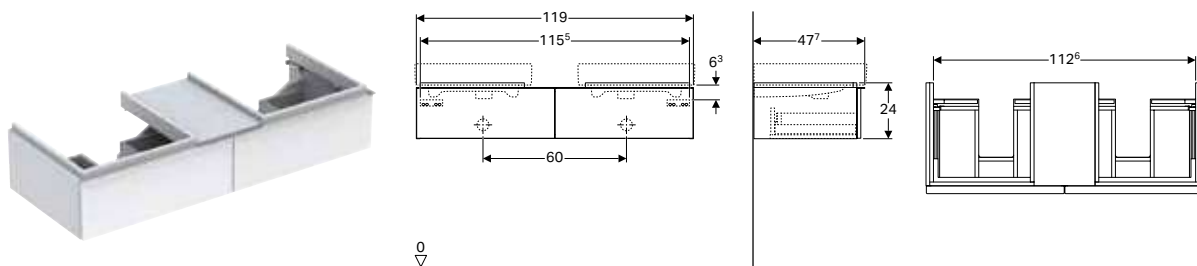
#### Accessories

- Accessory overview – Geberit iCon bathroom furniture → p. 112



- Replacement for art. no. 500.446.01.1, 500.446.JK.1, 500.446.JH.1

## Geberit iCon cabinet for two washbasins, with two drawers and shelf surface



### Technical data

Material	High-compressed three-layer chipboard
----------	---------------------------------------

### Characteristics

- Wall-hung
- With two drawers
- Opening via handle
- Drawer with self-closing
- Moisture-resistant
- Delivered pre-assembled

### Scope of delivery

- Fastening material

Art. no.	Surface / colour	B	Washbasin width	H	T
		[cm]	[cm]	[cm]	[cm]
840320000	high-gloss coated / white	119	50	24	47.7
840322000	high-gloss coated / platin	119	50	24	47.7
841320000	matt coated / white	119	50	24	47.7
841321000	matt coated / lava	119	50	24	47.7
841322000	wood-textured melamine / oak nature	119	50	24	47.7

N: New, available: 840320000 as of April 2019; 841320000 as of April 2019; 841321000 as of April 2019; 841322000 as of April 2019; 840322000 as of April 2019;

### Can be combined with

- Geberit iCon washbasin with decorative dish → p. 107
- Geberit iCon illuminated mirror → p. 129

### Accessories

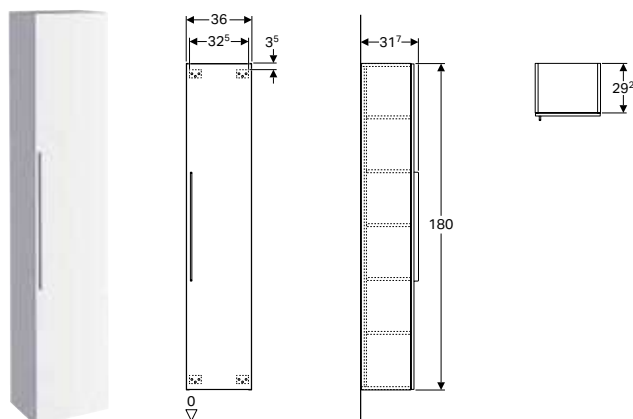
- Accessory overview – Geberit iCon bathroom furniture → p. 112



- Replacement for art. no. 500.444.01.1, 500.444.JK.1, 500.444.JH.1

## Side cabinets

### Geberit iCon tall cabinet with one door



#### Technical data

Material	High-compressed three-layer chipboard
----------	---------------------------------------

#### Characteristics

- Wall-hung
- With one door
- Door with soft closing
- Opening via handle
- With one fixed shelf
- With four movable shelves
- Left or right hinge side
- Moisture-resistant
- Delivered pre-assembled

#### Scope of delivery

- 4 movable shelves
- Fastening material

Art. no.	Surface / colour	B [cm]	H [cm]	T [cm]
84000000	high-gloss coated / white	36	180	31.7
84000200	high-gloss coated / platin	36	180	31.7
84100000	matt coated / white	36	180	31.7
84100100	matt coated / lava	36	180	31.7
84100200	wood-textured melamine / oak nature	36	180	31.7

N: New, available: 840000000 as of April 2019; 841000000 as of April 2019; 841001000 as of April 2019; 841002000 as of April 2019; 840002000 as of April 2019;

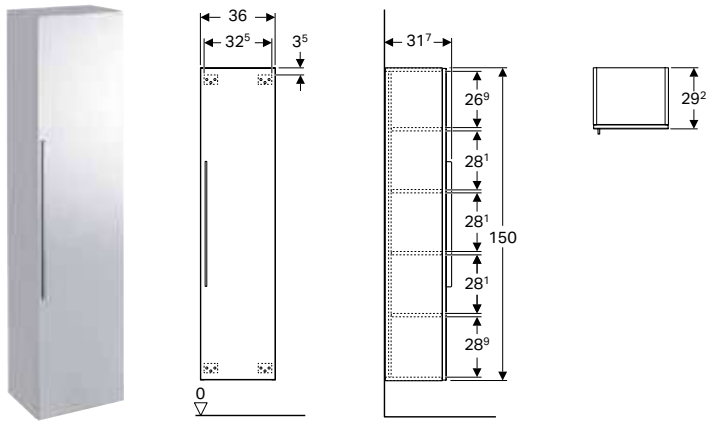
#### Accessories

- Accessory overview – Geberit iCon bathroom furniture → p. 112



- Replacement for art. no. 500.417.01.1, 500.417.JK.1, 500.417.JH.1

## Geberit iCon tall cabinet with one door and external mirror



### Technical data

Material	High-compressed three-layer chipboard
----------	---------------------------------------

### Characteristics

- Wall-hung
- With one door
- Door with soft closing
- Opening via handle
- With two fixed shelves
- With two movable shelves
- Left or right hinge side
- Mirror on exterior side of door
- Delivered pre-assembled

### Scope of delivery

- 2 movable shelves
- Fastening material

Art. no.	Surface / colour	B [cm]	H [cm]	T [cm]
840150000	high-gloss coated / white	36	150	31.7
840152000	high-gloss coated / platin	36	150	31.7
841150000	matt coated / white	36	150	31.7
841151000	matt coated / lava	36	150	31.7
841152000	wood-textured melamine / oak nature	36	150	31.7

N: New, available: 840150000 as of April 2019; 841150000 as of April 2019; 841151000 as of April 2019; 841152000 as of April 2019; 840152000 as of April 2019;

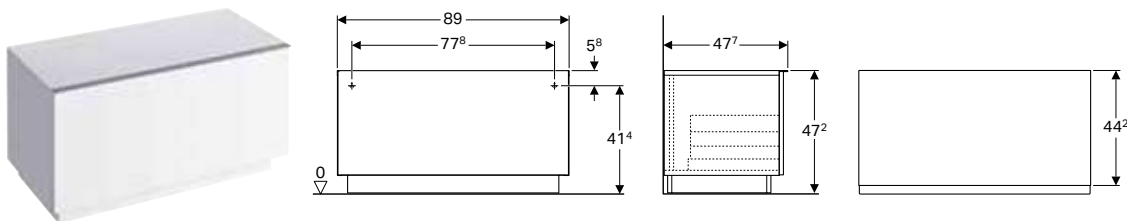
### Accessories

- Accessory overview – Geberit iCon bathroom furniture → p. 112



- Replacement for art. no. 500.447.01.1, 500.447.JK.1, 500.447.JH.1

## Geberit iCon low cabinet with one drawer, floor-standing



### Technical data

Material	High-compressed three-layer chipboard
----------	---------------------------------------

### Characteristics

- Floor-standing
- With one drawer
- Opening via handle
- Drawer with self-closing
- Moisture-resistant
- Delivered pre-assembled

#### Scope of delivery

- Fastening material

Art. no.	Surface / colour	B [cm]	H [cm]	T [cm]
840090000	high-gloss coated / white	89	47.2	47.7
840092000	high-gloss coated / platin	89	47.2	47.7
841090000	matt coated / white	89	47.2	47.7
841091000	matt coated / lava	89	47.2	47.7
841092000	wood-textured melamine / oak nature	89	47.2	47.7

N: New, available: 840090000 as of April 2019; 841090000 as of April 2019; 841091000 as of April 2019; 841092000 as of April 2019; 840092000 as of April 2019;

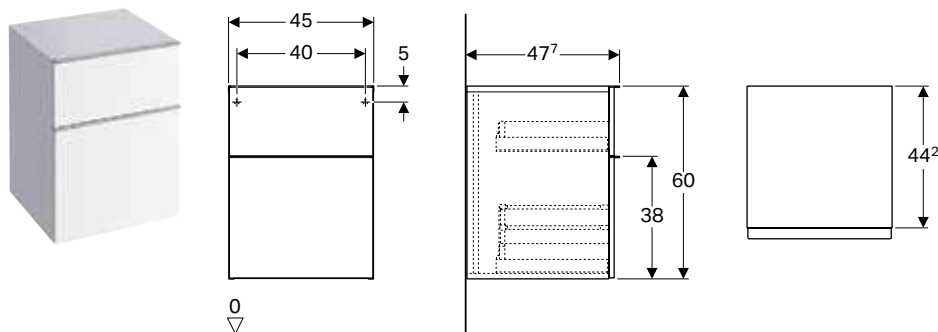
#### Accessories

- Accessory overview – Geberit iCon bathroom furniture → p. 112



- Replacement for art. no. 500.440.01.1, 500.440.JK.1, 500.440.JH.1

### Geberit iCon low cabinet with two drawers



#### Technical data

Material	High-compressed three-layer chipboard
----------	---------------------------------------

#### Characteristics

- Wall-hung
- With two drawers
- Opening via handle
- Drawer with self-closing
- Moisture-resistant
- Delivered pre-assembled

#### Scope of delivery

- Fastening material

Art. no.	Surface / colour	B [cm]	H [cm]	T [cm]
840045000	high-gloss coated / white	45	60	47.7
840047000	high-gloss coated / platin	45	60	47.7
841045000	matt coated / white	45	60	47.7
841046000	matt coated / lava	45	60	47.7
841047000	wood-textured melamine / oak nature	45	60	47.7

N: New, available: 840045000 as of April 2019; 841045000 as of April 2019; 841046000 as of April 2019; 841047000 as of April 2019; 840047000 as of April 2019;

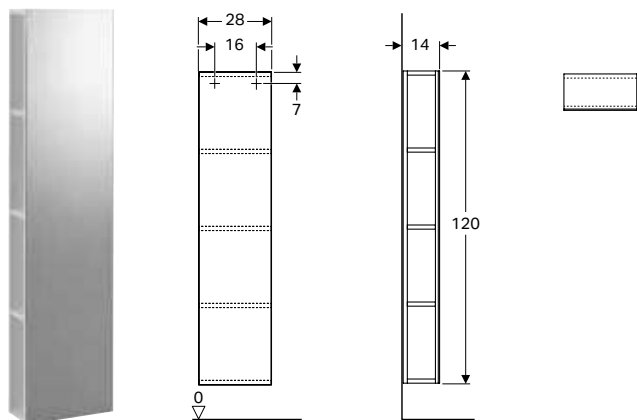
#### Accessories

- Accessory overview – Geberit iCon bathroom furniture → p. 112



- Replacement for art. no. 500.426.01.1, 500.426.JK.1, 500.426.JH.1

## Geberit iCon shelf unit with mirror



### Technical data

Material	High-compressed three-layer chipboard
----------	---------------------------------------

### Scope of delivery

- Fastening material

Art. no.	Surface / colour	B [cm]	H [cm]	T [cm]
840028000	high-gloss coated / white	28	120	14
840030000	high-gloss coated / platin	28	120	14
841028000	matt coated / white	28	120	14
841029000	matt coated / lava	28	120	14
841030000	wood-textured melamine / oak nature	28	120	14

Available as of April 2019

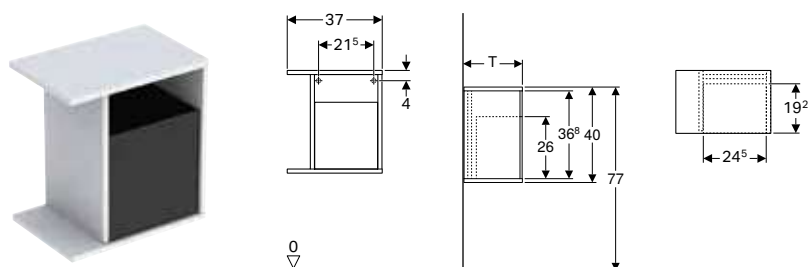
### Characteristics

- Mirrored front
- Moisture-resistant
- Delivered pre-assembled

### Accessories

- Accessory overview – Geberit iCon bathroom furniture → p. 112

## Geberit iCon side element with storage box



### Technical data

Material	High-compressed three-layer chipboard
----------	---------------------------------------

### Scope of delivery

- Storage box
- Fastening material

Art. no.	Surface / colour	B [cm]	H [cm]
<b>T / depth: 24.5 cm</b>			
840139000	high-gloss coated / platin	37	40
840137000	high-gloss coated / white	37	40
841138000	matt coated / lava	37	40
841137000	matt coated / white	37	40
841139000	wood-textured melamine / oak nature	37	40
<b>T / depth: 27.3 cm</b>			
840239000	high-gloss coated / platin	37	40
840237000	high-gloss coated / white	37	40
841238000	matt coated / lava	37	40
841237000	matt coated / white	37	40
841239000	wood-textured melamine / oak nature	37	40

### Characteristics

- Wall-hung
- Moisture-resistant
- Storage box made of Plexiglas®
- Can be connected with washbasin cabinet
- Delivered pre-assembled

N: New, available: 840137000 as of April 2019; 840237000 as of April 2019; 841137000 as of April 2019; 841237000 as of April 2019; 841138000 as of April 2019; 841238000 as of April 2019; 841139000 as of April 2019; 841239000 as of April 2019; 840139000 as of April 2019; 840239000 as of April 2019;

**Can be combined with**

- Geberit iCon cabinet for handrinse basin, with one door → p. 116
- Geberit iCon cabinet for handrinse basin, with one drawer → p. 117

**Accessories**

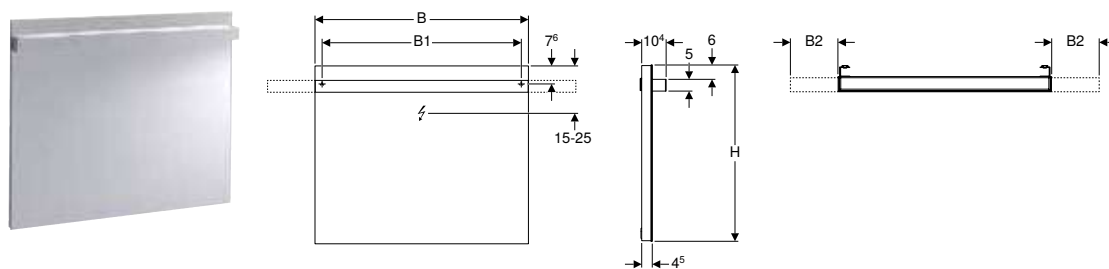
- Accessory overview – Geberit iCon bathroom furniture → p. 112



- Side element 500.419.xx.1 only for Geberit iCon cabinet for handrinse basin 500.425.xx.1
- Side element 500.423.xx.1 only for Geberit iCon cabinet for handrinse basin 500.427.xx.1
- Replacement for art. no. 500.419.01.1, 500.423.01.1, 500.419.JK.1, 500.423.JK.1, 500.419.JH.1, 500.423.JH.1

## Mirrors

### Geberit iCon illuminated mirror



**Technical data**

Protection class	I
Protection degree	IP44
Nominal voltage	230 V AC
Mains frequency	50 Hz
Operating voltage	12 V DC
Output voltage	12 V DC
Material	Glass
Energy efficiency class	A++
Light colour	4200 K

**Characteristics**

- LED lighting
- Light operated by wall switch

Art. no.	B [cm]	B1 [cm]	B2 [cm]	H [cm]	Power		Luminous flux,	
					T [cm]	consumption [W]	Luminous flux [lm]	indirect [lm]
840537000	37	31	–	110	10.4	9	390	780
840760000	60	54	10	75	10.4	22.5	715	1430
840790000	90	84	10/15/20	75	10.4	25.5	1105	2210
840720000	120	114	10/15/20/25	75	10.4	34.5	1495	2990

N: New, available: 840537000 as of April 2019; 840760000 as of April 2019; 840790000 as of April 2019; 840720000 as of April 2019;


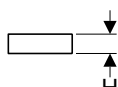
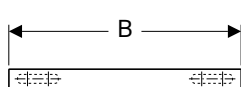


- Replacement for art. no. 500.448.00.1, 500.469.00.1, 500.468.00.1, 500.449.00.1



## Other furniture

### Geberit iCon wall shelf



#### Technical data

Material	High-compressed three-layer chipboard
----------	---------------------------------------

#### Characteristics

- Wall-hung

Art. no.	Surface / colour	B [cm]	H [cm]	T [cm]
840337000	high-gloss coated / white	37	5	16.5
840339000	high-gloss coated / platin	37	5	16.5
841337000	matt coated / white	37	5	16.5
841338000	matt coated / lava	37	5	16.5
841339000	wood-textured melamine / oak nature	37	5	16.5
840960000	high-gloss coated / white	60	5	16.5
840962000	high-gloss coated / platin	60	5	16.5
841960000	matt coated / white	60	5	16.5
841961000	matt coated / lava	60	5	16.5
841962000	wood-textured melamine / oak nature	60	5	16.5
840990000	high-gloss coated / white	90	5	16.5
840992000	high-gloss coated / platin	90	5	16.5
841990000	matt coated / white	90	5	16.5
841991000	matt coated / lava	90	5	16.5
841992000	wood-textured melamine / oak nature	90	5	16.5

N: New, available: 840337000 as of April 2019; 841337000 as of April 2019; 841338000 as of April 2019; 841339000 as of April 2019; 840339000 as of April 2019; 840960000 as of April 2019; 841960000 as of April 2019; 841961000 as of April 2019; 841962000 as of April 2019; 840962000 as of April 2019; 840990000 as of April 2019; 841990000 as of April 2019; 841991000 as of April 2019; 841992000 as of April 2019; 840992000 as of April 2019;

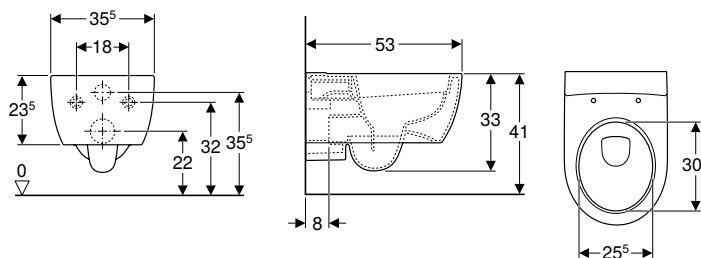


- Replacement for art. no. 500.413.01.1, 500.413.JK.1, 500.413.JH.1, 500.414.01.1, 500.414.JK.1, 500.414.JH.1, 500.416.01.1, 500.416.JK.1, 500.416.JH.1

## WCs

### Wall-hung WCs

#### Geberit iCon wall-hung WC, washdown, Rimfree



#### Application purposes

- For concealed cisterns
- For pressure flushing valves

#### Technical data

Material	Vitreous china
----------	----------------

#### Characteristics

- Wall-hung
- Washdown WC
- Rimfree
- Class 1, full flush volume 6 / 5 l, in accordance with EN 997
- Class 2 in accordance with EN 997
- Flushes with 4.5 l
- Shrouded

#### Scope of delivery

- Fastening material

Art. no.	Surface / colour	B [cm]	H [cm]	T [cm]
204060000	white	35.5	33	53

N: New, available: 204060000 as of April 2019;

#### To order additionally

- WC seat

#### Can be combined with

- Geberit iCon WC seat → p. 137
- Geberit iCon WC seat, slim design → p. 138

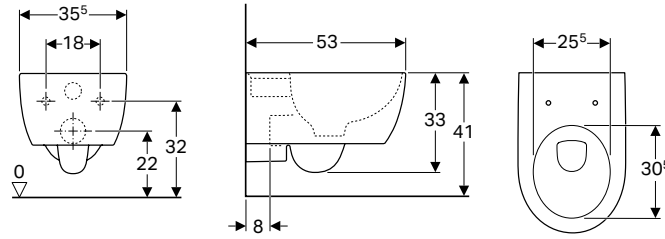
#### Accessories

- Geberit connection set for wall-hung WC, length 30 cm → p. 346



- Depending on the installation type, a Geberit connection set for wall-hung WC, length 30 cm is required for mounting
- Replacement for art. no. 500.410.01.1

## Geberit iCon wall-hung WC, washdown, shrouded



### Application purposes

- For concealed cisterns
- For pressure flushing valves

### Technical data

Material	Vitreous china
----------	----------------

### Characteristics

- Wall-hung
- Washdown WC
- With flush rim
- Class 1, full flush volume 6 / 5 l, in accordance with EN 997
- Class 2 in accordance with EN 997
- Flushes with 4.5 l
- Shrouded

### Scope of delivery

- Fastening material

Art. no.	Surface / colour	B [cm]	H [cm]	T [cm]
204000000	white	35.5	33	53

N: New, available: 204000000 as of April 2019;

### To order additionally

- WC seat

### Can be combined with

- Geberit iCon WC seat → p. 137
- Geberit iCon WC seat, slim design → p. 138

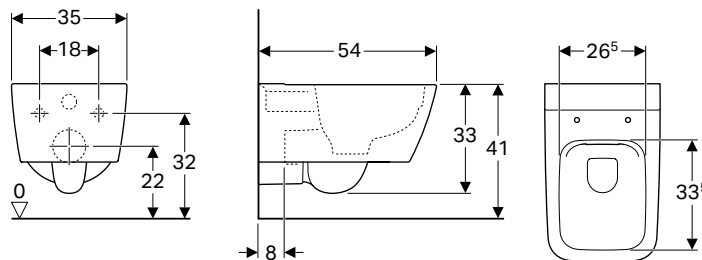
### Accessories

- Geberit connection set for wall-hung WC, length 30 cm → p. 346



- Depending on the installation type, a Geberit connection set for wall-hung WC, length 30 cm is required for mounting
- Replacement for art. no. 500.400.01.1

## Geberit iCon Square wall-hung WC, washdown, shrouded, Rimfree



### Application purposes

- For concealed cisterns
- For pressure flushing valves

### Technical data

Material	Vitreous china
----------	----------------

### Characteristics

- Wall-hung
- Washdown WC
- Rimfree
- Class 1, full flush volume 6 / 5 l, in accordance with EN 997
- Class 2 in accordance with EN 997
- Flushes with 4.5 l
- Shrouded

### Scope of delivery

- Fastening material

Art. no.	Surface / colour	B [cm]	H [cm]	T [cm]
201950000	white	35	33	54

N: New, available: 201950000 as of April 2019;

**To order additionally**

- WC seat

**Can be combined with**

- Geberit iCon Square WC seat → p. 138

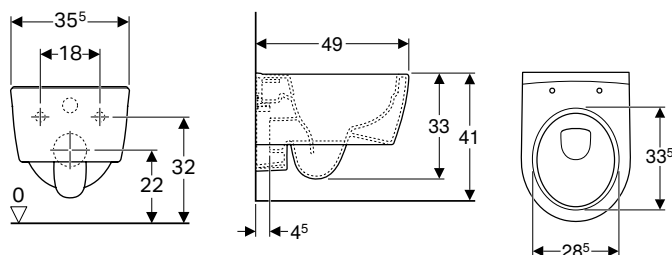
**Accessories**

- Geberit connection set for wall-hung WC, length 30 cm → p. 346



- Depending on the installation type, a Geberit connection set for wall-hung WC, length 30 cm is required for mounting
- Replacement for art. no. 500.420.01.1

**Geberit iCon wall-hung WC, washdown, small projection, shrouded, Rimfree**



**Application purposes**

- For concealed cisterns
- For pressure flushing valves
- Suitable for installation in small bathrooms and guest WCs

**Technical data**

Material	Vitreous china
----------	----------------

**Characteristics**

- Wall-hung
- Washdown WC
- Rimfree
- Class 1, full flush volume 6 / 5 l, in accordance with EN 997
- Flushes with 4.5 l
- Shrouded
- Small projection

**Scope of delivery**

- Fastening material

Art. no.	Surface / colour	B [cm]	H [cm]	T [cm]
204070000	white	35	33	49

N: New, available: 204070000 as of April 2019;

**To order additionally**

- WC seat

**Can be combined with**

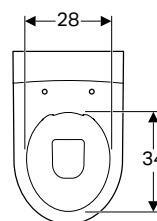
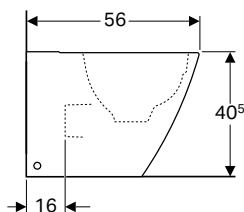
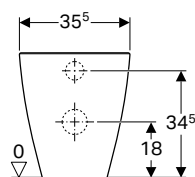
- Geberit iCon WC seat → p. 137
- Geberit iCon WC seat, slim design → p. 138



- Replacement for art. no. 500.415.01.1

## Floor-standing WCs

### Geberit iCon floor-standing WC, washdown, back-to-wall, shrouded, Rimfree



#### Application purposes

- For concealed cisterns

#### Technical data

Material	Vitreous china
----------	----------------

#### Characteristics

- Floor-standing
- Back-to-wall
- Washdown WC
- Rimfree
- Horizontal or vertical outlet
- Class 1, full flush volume 6 l, in accordance with EN 997
- Shrouded

#### Scope of delivery

- Fastening material

Art. no.	Surface / colour	B [cm]	H [cm]	T [cm]
214020000	white	35.5	40.5	56

N: New, available: 214020000 as of April 2019;

#### To order additionally

- WC seat

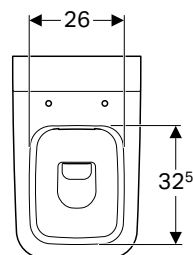
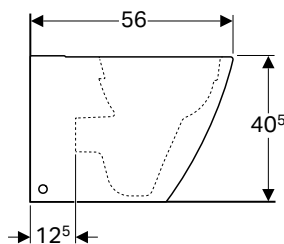
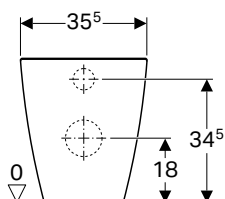
#### Can be combined with

- Geberit iCon WC seat → p. 137
- Geberit iCon WC seat, slim design → p. 138



- Replacement for art. no. 500.402.01.1

### Geberit iCon Square floor-standing WC, washdown, back-to-wall, shrouded, Rimfree



#### Application purposes

- For concealed cisterns

#### Technical data

Material	Vitreous china
----------	----------------

#### Characteristics

- Floor-standing
- Back-to-wall
- Washdown WC
- Rimfree
- Class 1, full flush volume 6 l, in accordance with EN 997
- Horizontal or vertical outlet
- Shrouded

#### Scope of delivery

- Fastening material

Art. no.	Surface / colour	B [cm]	H [cm]	T [cm]
211910000	white	35	40.5	56

N: New, available: 211910000 as of April 2019;

**To order additionally**

- WC seat

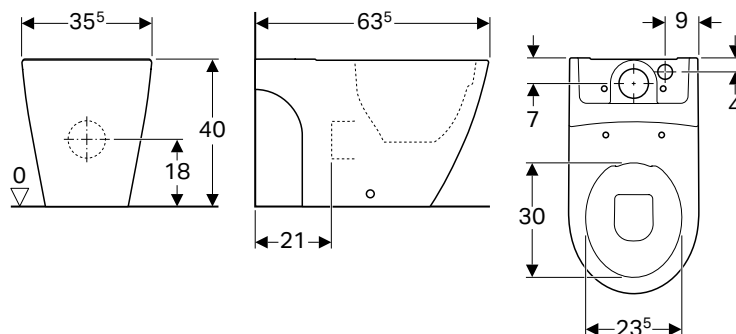
**Can be combined with**

- Geberit iCon Square WC seat → p. 138



- Replacement for art. no. 500.422.01.1

**Geberit iCon floor-standing WC for close-coupled exposed cistern, washdown, Rimfree**



**Application purposes**

- For close-coupled exposed cistern

**Technical data**

Material	Vitreous china
----------	----------------

**Characteristics**

- Floor-standing
- Washdown WC
- Rimfree
- Class 1, full flush volume 6 l, in accordance with EN 997
- Multidirectional outlet
- Shrouded

**Scope of delivery**

- Fastening material

Art. no.	Surface / colour	B	H	T
		[cm]	[cm]	[cm]
200460000	white	35.5	40	63.5

N: New, available: 200460000 as of April 2019;

**To order additionally**

- Cistern
- WC seat

**Can be combined with**

- Geberit iCon exposed cistern, close-coupled, dual flush, bottom water supply connection → p. 139
- Geberit iCon exposed cistern, close-coupled, dual flush, lateral water supply connection → p. 139
- Geberit iCon WC seat → p. 137
- Geberit iCon WC seat, slim design → p. 138

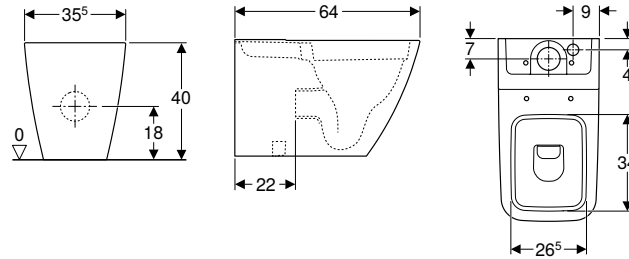
**Accessories**

- Geberit P-bend set for floor-standing WC → p. 297



- Replacement for art. no. 500.401.01.1

**Geberit iCon Square floor-standing WC, for close-coupled exposed cistern, washdown, back-to-wall, shrouded**



**Application purposes**

- For close-coupled exposed cistern

**Technical data**

Material	Vitreous china
----------	----------------

**Characteristics**

- Floor-standing
- Washdown WC
- With flush rim
- Horizontal or vertical outlet
- Class 1, full flush volume 6 l, in accordance with EN 997
- Shrouded

**Scope of delivery**

- Fastening material

Art. no.	Surface / colour	B [cm]	H [cm]	T [cm]
200920000	white	35.5	40	63.5

**To order additionally**

- Cistern
- WC seat

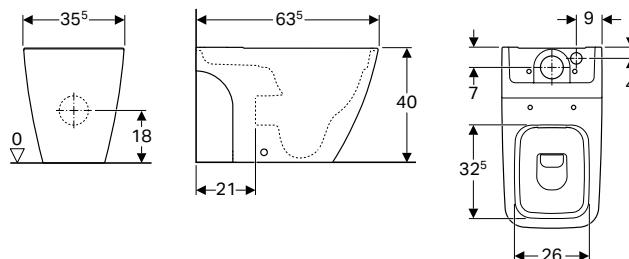
**Can be combined with**

- Geberit iCon Square exposed cistern, close-coupled, dual flush, bottom water supply connection → p. 140
- Geberit iCon Square exposed cistern, close-coupled, dual flush, lateral water supply connection → p. 141
- Geberit iCon Square WC seat → p. 138

**Accessories**

- Geberit P-bend set for floor-standing WC → p. 297

**Geberit iCon Square floor-standing WC for close-coupled exposed cistern, washdown, shrouded, Rimfree**



**Application purposes**

- For close-coupled exposed cistern

**Technical data**

Material	Vitreous china
----------	----------------

**Characteristics**

- Floor-standing
- Washdown WC
- Rimfree
- Class 1, full flush volume 6 l, in accordance with EN 997
- Multidirectional outlet
- Shrouded

**Scope of delivery**

- Fastening material

Art. no.	Surface / colour	B [cm]	H [cm]	T [cm]
200930000	white	35.5	40	63.5

N: New, available: 200930000 as of April 2019;

**To order additionally**

- Cistern
- WC seat

**Can be combined with**

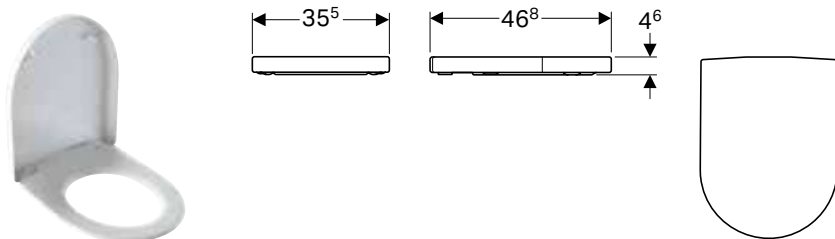
- Geberit iCon exposed cistern, close-coupled, dual flush, bottom water supply connection → p. 139
- Geberit iCon exposed cistern, close-coupled, dual flush, lateral water supply connection → p. 139
- Geberit iCon Square WC seat → p. 138



- Replacement for art. no. 500.421.01.1

## WC seats

### Geberit iCon WC seat



**Technical data**

Material	Duroplast
----------	-----------

**Characteristics**

- Overlapping WC lid

Art. no.	Surface / colour	Quick-release hinges	Soft-closing mechanism	Fastening	Hinge material
500.670.01.1	white	yes	yes	from above	Brass chrome-plated
574120000	white	no	no	from above	Stainless steel
574130000	white	no	yes	from above	Brass chrome-plated

N: New, available: 574120000 as of April 2019; 574130000 as of April 2019; 500.670.01.1 as of April 2019;

**Can be combined with**

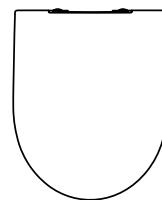
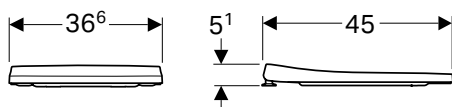
- Geberit iCon wall-hung WC, washdown, Rimfree → p. 131
- Geberit iCon wall-hung WC, washdown, shrouded → p. 132
- Geberit iCon floor-standing WC for close-coupled exposed cistern, washdown, Rimfree → p. 135
- Geberit iCon wall-hung WC, washdown, small projection, shrouded, Rimfree → p. 133
- Geberit iCon floor-standing WC, washdown, back-to-wall, shrouded, Rimfree → p. 134
- Geberit Smyle wall-hung WC, washdown, semi-shrouded, Rimfree → p. 164



- Replacement for art. no. 500.430.01.1, 500.431.01.1



### Geberit iCon WC seat, slim design



**Technical data**

Material	Duroplast
----------	-----------

**Characteristics**

- Slim design
- Overlapping WC lid
- Antibacterial

Art. no.	Surface / colour	Soft-closing mechanism	Fastening	Hinge material
574950000	white	yes	from above	Brass chrome-plated

N: New, available: 574950000 as of April 2019;


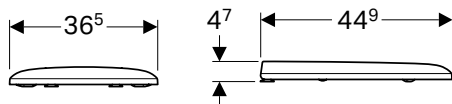
**Can be combined with**

- Geberit iCon wall-hung WC, washdown, Rimfree → p. 131
- Geberit iCon wall-hung WC, washdown, shrouded → p. 132
- Geberit iCon floor-standing WC for close-coupled exposed cistern, washdown, Rimfree → p. 135
- Geberit iCon wall-hung WC, washdown, small projection, shrouded, Rimfree → p. 133
- Geberit iCon floor-standing WC, washdown, back-to-wall, shrouded, Rimfree → p. 134
- Geberit Smyle wall-hung WC, washdown, semi-shrouded, Rimfree → p. 164



- Replacement for art. no. 500.432.01.1

### Geberit iCon Square WC seat



**Technical data**

Material	Duroplast
----------	-----------

**Characteristics**

- Overlapping WC lid

Art. no.	Surface / colour	Soft-closing mechanism	Fastening	Hinge material
571900000	white	no	from above	Brass chrome-plated
571910000	white	yes	from above	Brass chrome-plated

N: New, available: 571900000 as of April 2019; 571910000 as of April 2019;

**Can be combined with**

- Geberit iCon Square floor-standing WC, for close-coupled exposed cistern, washdown, back-to-wall, shrouded → p. 136
- Geberit iCon Square wall-hung WC, washdown, shrouded, Rimfree → p. 132
- Geberit iCon Square floor-standing WC, washdown, back-to-wall, shrouded, Rimfree → p. 134
- Geberit iCon Square floor-standing WC for close-coupled exposed cistern, washdown, shrouded, Rimfree → p. 136

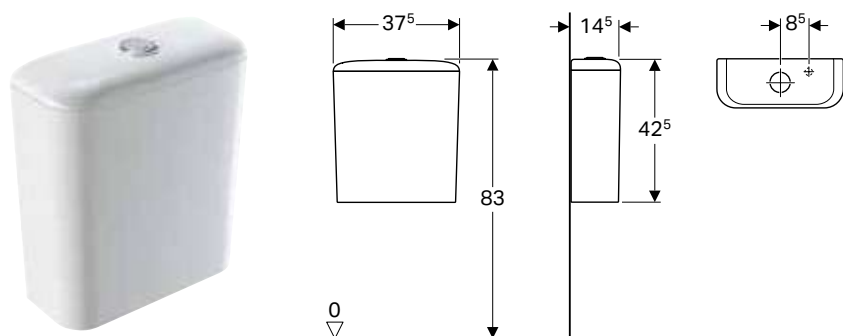


- Replacement for art. no. 500.433.01.1, 500.434.01.1

## Exposed cisterns

### Exposed cisterns for WCs, made of sanitary ceramic

#### Geberit iCon exposed cistern, close-coupled, dual flush, bottom water supply connection



##### Technical data

Flush volume, factory setting	6 and 4 l
Flush volume small, adjustment range	3 / 4 l
Material	Vitreous china

##### Characteristics

- Close-coupled
- Dual flush
- Water supply connection on the bottom

Art. no.	Surface / colour	B [cm]	H [cm]	T [cm]
229440000	white	37.5	42.5	14.5

N: New, available: 229440000 as of April 2019;

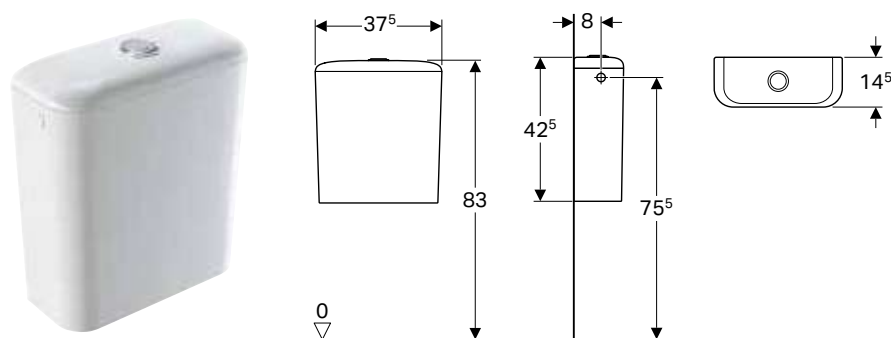
##### Can be combined with

- Geberit iCon floor-standing WC for close-coupled exposed cistern, washdown, Rimfree → p. 135
- Geberit iCon Square floor-standing WC for close-coupled exposed cistern, washdown, shrouded, Rimfree → p. 136



- Replacement for art. no. 500.409.01.1

#### Geberit iCon exposed cistern, close-coupled, dual flush, lateral water supply connection



##### Technical data

Flush volume, factory setting	6 and 3 l
Flush volume small, adjustment range	3 / 4 l
Material	Vitreous china

##### Characteristics

- Close-coupled
- Dual flush
- Water supply connection on the left/right
- Class 1, full flush volume 6 l, in accordance with EN 997

Art. no.	Surface / colour	B [cm]	H [cm]	T [cm]
229420000	white	37.5	42.5	14.5

N: New, available: 229420000 as of April 2019;

##### Can be combined with

- Geberit iCon floor-standing WC for close-coupled exposed cistern, washdown, Rimfree → p. 135
- Geberit iCon Square floor-standing WC for close-coupled exposed cistern, washdown, shrouded, Rimfree → p. 136



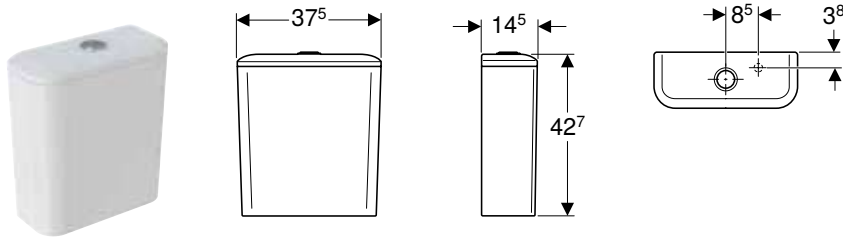
- Replacement for art. no. 500.408.01.1

## Geberit iCon

Exposed cisterns

Exposed cisterns for WCs, made of sanitary ceramic

### Geberit iCon exposed cistern, close-coupled, dual flush, bottom water supply connection



#### Technical data

Flush volume, factory setting	6 and 3 l
Flush volume small, adjustment range	3 / 4 l
Material	Vitreous china

#### Characteristics

- Close-coupled
- Dual flush
- Water supply connection on the bottom
- Class 1, full flush volume 6 l, in accordance with EN 997

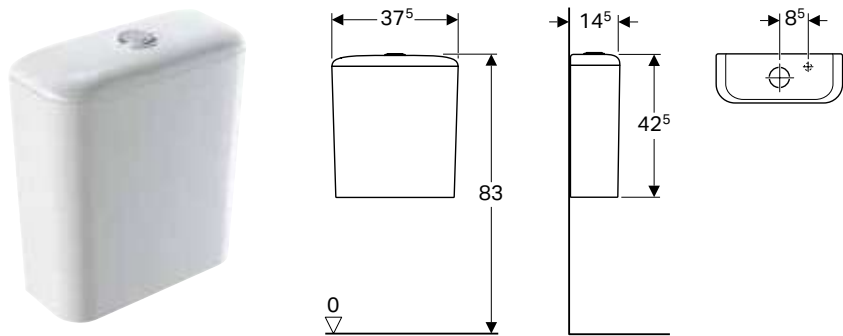
#### Scope of delivery

- Mechanism

Art. no.	Surface / colour	B [cm]	H [cm]	T [cm]
229430000	white	37.5	42.7	14.5

Available as of April 2019

### Geberit iCon Square exposed cistern, close-coupled, dual flush, bottom water supply connection



#### Technical data

Flush volume, factory setting	6 and 4 l
Flush volume small, adjustment range	3 / 4 l
Material	Vitreous china

#### Characteristics

- Close-coupled
- Dual flush
- Water supply connection on the bottom
- Class 1, full flush volume 6 l, in accordance with EN 997

#### Scope of delivery

- Mechanism

Art. no.	Surface / colour	B [cm]	H [cm]	T [cm]
228960000	white	37.5	42.5	14.5

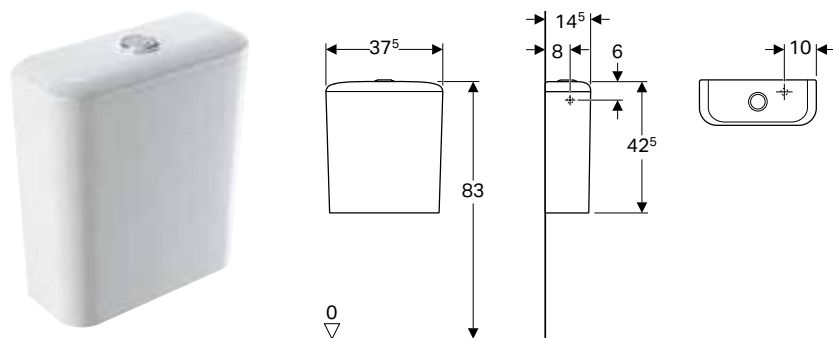
N: New, available: 228960000 as of April 2019;

#### Can be combined with

- Geberit iCon Square floor-standing WC, for close-coupled exposed cistern, washdown, back-to-wall, shrouded → p. 136



- Replacement for art. no. 500.411.01.1

**Geberit iCon Square exposed cistern, close-coupled, dual flush, lateral water supply connection****Technical data**

Flush volume, factory setting	6 and 3 l
Flush volume small, adjustment range	3 / 4 l
Material	Vitreous china

**Characteristics**

- Close-coupled
- Dual flush
- Water supply connection on the left/right
- Class 1, full flush volume 6 l, in accordance with EN 997

**Scope of delivery**

- Mechanism

Art. no.	Surface / colour	B [cm]	H [cm]	T [cm]
228950000	white	37.5	42.5	14.5

N: New, available: 228950000 as of April 2019;

**Can be combined with**

- Geberit iCon Square floor-standing WC, for close-coupled exposed cistern, washdown, back-to-wall, shrouded → p. 136

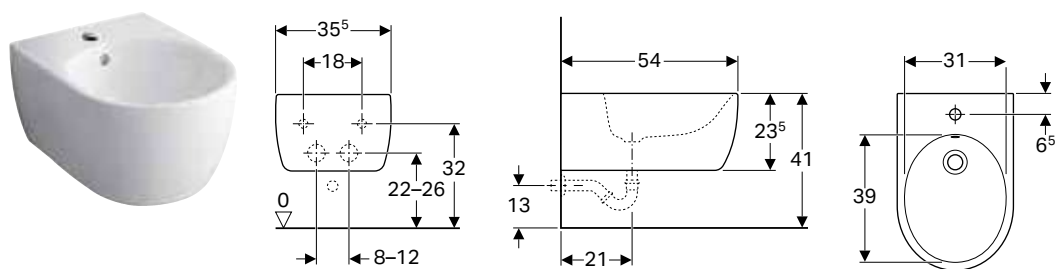


- Replacement for art. no. 500.407.01.1

## Bidets

### Wall-hung bidets

#### Geberit iCon wall-hung bidet, shrouded



#### Application purposes

- For single-hole taps with flexible hoses

#### Technical data

Material	Vitreous china
----------	----------------

#### Characteristics

- Wall-hung
- Hidden water supply connection
- Shrouded

#### Scope of delivery

- Fastening material

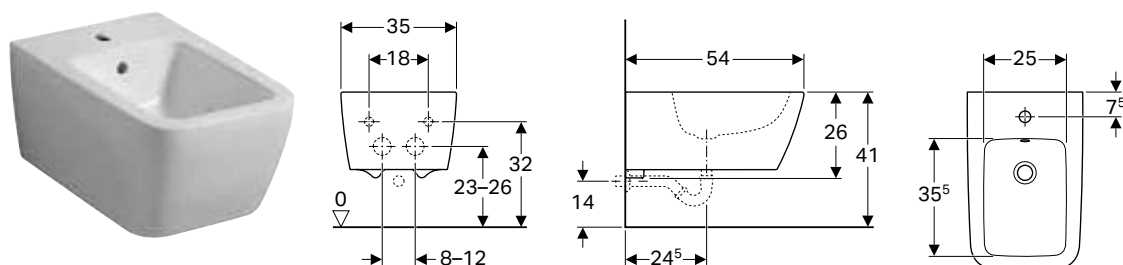
Art. no.	Surface / colour	B [cm]	H [cm]	T [cm]	Overflow
234000000	white	35.5	23.5	54	visible

N: New, available: 234000000 as of April 2019;



- Replacement for art. no. 500.405.01.1

#### Geberit iCon Square wall-hung bidet, shrouded



#### Application purposes

- For single-hole taps with flexible hoses

#### Technical data

Material	Vitreous china
----------	----------------

#### Characteristics

- Wall-hung
- Hidden water supply connection
- Shrouded

#### Scope of delivery

- Fastening material

Art. no.	Surface / colour	B [cm]	H [cm]	T [cm]	Overflow
231910000	white	35	26	54	visible

N: New, available: 231910000 as of April 2019;

#### To order additionally

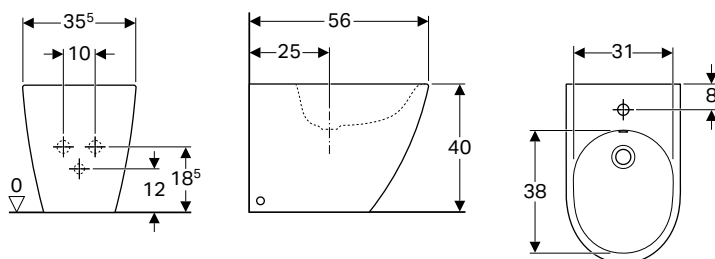
- Extended drain for trap



- Replacement for art. no. 500.403.01.1

## Floor-standing bidets

### Geberit iCon floor-standing bidet, back-to-wall, shrouded



#### Technical data

Material	Vitreous china
----------	----------------

#### Characteristics

- Floor-standing
- Back-to-wall
- Hidden water supply connection
- Shrouded

#### Scope of delivery

- Fastening material

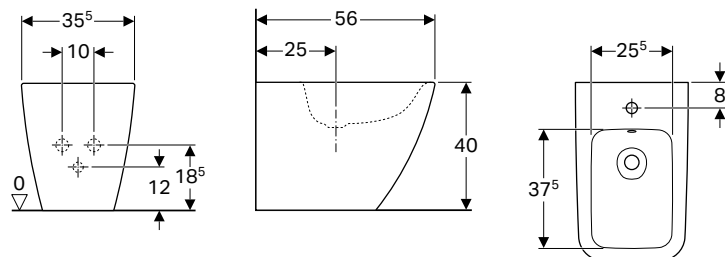
Art. no.	Surface / colour	B [cm]	H [cm]	T [cm]	Overflow
234050000	white	35.5	40	56	visible

N: New, available: 234050000 as of April 2019;



- Replacement for art. no. 500.406.01.1

### Geberit iCon Square floor-standing bidet, back-to-wall, shrouded



#### Technical data

Material	Vitreous china
----------	----------------

#### Characteristics

- Floor-standing
- Back-to-wall
- Hidden water supply connection
- Shrouded

#### Scope of delivery

- Fastening material

Art. no.	Surface / colour	B [cm]	H [cm]	T [cm]	Overflow
231950000	white	35.5	40	56	visible

N: New, available: 231950000 as of April 2019;



- Replacement for art. no. 500.404.01.1



# Geberit Smyle












<b>Washbasins</b> .....	<b>146</b>
Accessory overview – Geberit Smyle washbasins and washbasin cabinets .....	146
Handrinse basins.....	148
Washbasins .....	149
Double washbasins.....	150
Pedestals .....	150
<b>Bathroom furniture</b> .....	<b>152</b>
Accessory overview – Geberit Smyle bathroom furniture .....	152
Washbasin cabinets.....	156
Side cabinets .....	159
Other furniture .....	161
Accessories.....	162
<b>WCs</b> .....	<b>163</b>
Wall-hung WCs.....	163
Floor-standing WCs .....	167
WC seats.....	168
Accessory overview – Geberit Smyle WC seats.....	170
<b>Exposed Cisterns</b> .....	<b>171</b>
Exposed cisterns for WCs, made of sanitary ceramic .....	171
<b>Bidets</b> .....	<b>173</b>
Wall-hung bidets .....	173
Floor-standing bidets .....	174
<b>Urinals</b> .....	<b>175</b>
For concealed controls.....	175
Waterless .....	175









# Washbasins

## Accessory overview – Geberit Smyle washbasins and washbasin cabinets

Geberit International Sales, version: January 2019

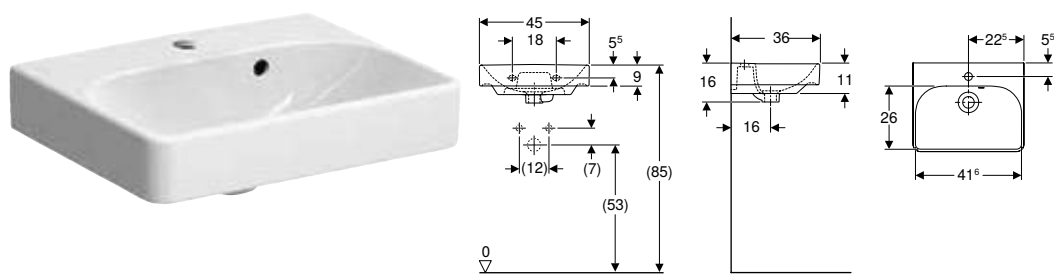
		Smyle Square washbasin				
		60 cm	75 cm	90 cm		
		500.229.01.1	500.249.01.1	500.251.01.1 500.250.01.1		
						
		→ p. 149	→ p. 149	→ p. 149		
<b>Width 450 mm</b>						
Geberit Smyle Square cabinet for handrinse basin, with one door	500.350.00.1		→ p. 156			
	500.350.JK.1					
	500.350.JL.1					
	500.350.JR.1					
	500.351.00.1					
	500.351.JK.1					
	500.351.JL.1					
	500.351.JR.1					
<b>Width 500 mm</b>						
Geberit Smyle Square cabinet for handrinse basin, with one door	500.363.00.1		→ p. 156			
	500.363.JK.1					
	500.363.JL.1					
	500.363.JR.1					
	500.364.00.1					
	500.364.JK.1					
	500.364.JL.1					
	500.364.JR.1					
<b>Width 550 mm</b>						
Geberit Smyle Square cabinet for washbasin, with one door	500.365.00.1		→ p. 158			
	500.365.JK.1					
	500.365.JL.1					
	500.365.JR.1					
	500.366.00.1					
	500.366.JK.1					
	500.366.JL.1					
	500.366.JR.1					
<b>Width 600 mm</b>						
Geberit Smyle Square cabinet for washbasin, with two drawers	500.352.00.1		→ p. 157		✓	
	500.352.JK.1					
	500.352.JL.1					
	500.352.JR.1					
<b>Width 750 mm</b>						
Geberit Smyle Square cabinet for washbasin, with two drawers	500.353.00.1		→ p. 157		✓	
	500.353.JK.1					
	500.353.JL.1					
	500.353.JR.1					
<b>Width 900 mm</b>						
Geberit Smyle Square cabinet for washbasin, with two drawers	500.354.00.1		→ p. 157			✓
	500.354.JK.1					
	500.354.JL.1					
	500.354.JR.1					
<b>Width 1200 mm</b>						
Geberit Smyle Square cabinet for washbasin, with two drawers	500.355.00.1		→ p. 157			
	500.355.JK.1					
	500.355.JL.1					
	500.355.JR.1					
Geberit Smyle Square cabinet for double washbasin, with two drawers	500.356.00.1		→ p. 158			
	500.356.JK.1					
	500.356.JL.1					
	500.356.JR.1					

✓ (✓ Compatible)

		Geberit Smyle Square double washbasin	Smyle Square handrinse basin, asymmetrical overflow	Geberit Smyle Square handrinse basin	Smyle Square washbasin	
120 cm			45 cm	50 cm	55 cm	60 cm
500.253.01.1 500.225.01.1		500.223.01.1	500.222.01.1	500.256.01.1	500.259.01.1	500.229.01.1
						
→ p. 149		→ p. 150	→ p. 148	→ p. 148	→ p. 149	→ p. 149
			✓			
				✓		
					✓	✓
	✓					
		✓				

## Handrinse basins

### Geberit Smyle Square handrinse basin, asymmetrical overflow



#### Technical data

Material	Vitreous china
----------	----------------

#### Characteristics

- Can be installed with a washbasin cabinet
- Asymmetrical overflow

Art. no.	Surface / colour	B [cm]	H [cm]	T [cm]	Tap hole	Overflow
500.222.01.1	white	45	16	36	centred	visible

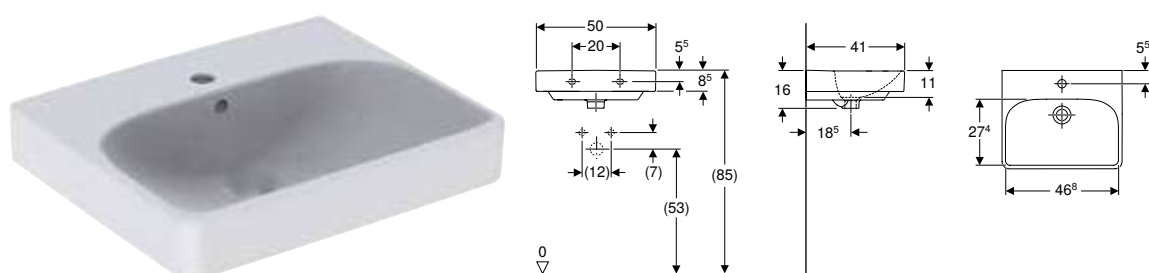
#### Can be combined with

- Geberit Smyle Square cabinet for handrinse basin, with one door → p. 156
- Geberit Smyle half pedestal for handrinse basins → p. 150
- Geberit Selnova Square full pedestal → p. 184

#### Accessories

- Geberit waste outlet with external push-button waste plug → p. 316
- Geberit bottle trap with dip tube, for washbasin, horizontal outlet → p. 343
- Geberit bottle trap with dip tube for washbasin, space-saving model, horizontal outlet → p. 344
- Geberit fastening set for handrinse basin → p. 317

### Geberit Smyle Square handrinse basin



#### Technical data

Material	Vitreous china
----------	----------------

#### Characteristics

- Can be installed with a washbasin cabinet

Art. no.	Surface / colour	B [cm]	H [cm]	T [cm]	Tap hole	Overflow
500.256.01.1	white	50	16	41	centred	visible

#### Can be combined with

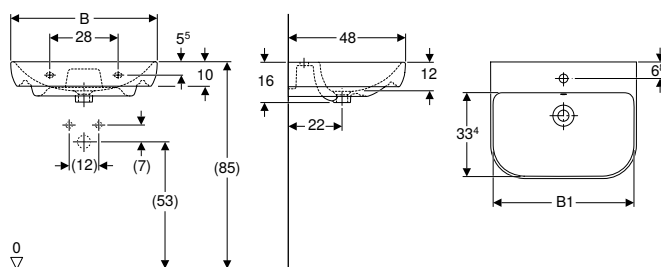
- Geberit Smyle Square cabinet for handrinse basin, with one door → p. 156
- Geberit Smyle half pedestal → p. 151
- Geberit Selnova Square full pedestal → p. 184

#### Accessories

- Geberit waste outlet with external push-button waste plug → p. 316
- Geberit bottle trap with dip tube, for washbasin, horizontal outlet → p. 343
- Geberit bottle trap with dip tube for washbasin, space-saving model, horizontal outlet → p. 344
- Geberit fastening set for handrinse basin → p. 317

## Washbasins

### Geberit Smyle washbasin



#### Technical data

Material	Vitreous china
----------	----------------

Art. no.	Surface / colour	B [cm]	B1 [cm]	H [cm]	T [cm]	Tap hole	Overflow
500.227.01.1	white	55	51.5	16.5	48	centred	visible
500.228.01.1	white	60	56.8	16.5	48	centred	visible
500.230.01.1	white	65	61.8	16.5	48	centred	visible
500.248.01.1	white	70	66.8	16.5	48	centred	visible

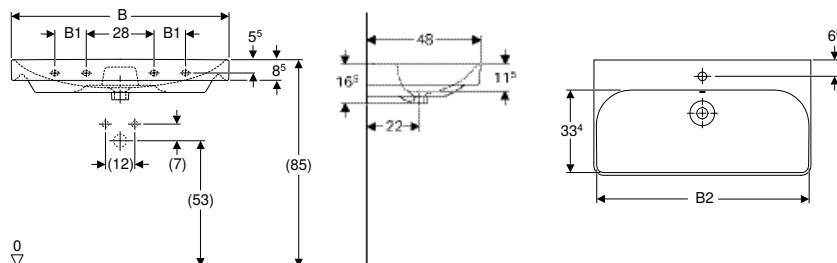
#### Can be combined with

- Geberit Selnova full pedestal → p. 184
- Geberit Smyle half pedestal → p. 151

#### Accessories

- Geberit waste outlet with external push-button waste plug → p. 316
- Geberit waste outlet with internal push-button waste plug → p. 316
- Geberit bottle trap with dip tube, for washbasin, horizontal outlet → p. 343
- Geberit fastening set for washbasins → p. 314

### Geberit Smyle Square washbasin



#### Technical data

Material	Vitreous china
----------	----------------

#### Characteristics

- Can be installed with a washbasin cabinet

Art. no.	Surface / colour	B [cm]	B1 [cm]	B2 [cm]	Cabinet width [cm]	H [cm]	T [cm]	Tap hole	Overflow	Fastening points
500.259.01.1	white	55	-	51.8	52	16.5	44	centred	visible	2
500.229.01.1	white	60	-	56.8	57	16.5	48	centred	visible	2
500.249.01.1	white	75	-	71.5	72	16.5	48	centred	visible	2
500.250.01.1	white	90	13	86.8	87	16.5	48	without	visible	4
500.251.01.1	white	90	13	86.8	87	16.5	48	centred	visible	4
500.252.01.1	white	90	13	86.8	87	16.5	48	left and right	visible	4
500.225.01.1	white	120	28	116.8	117	16.5	48	without	visible	4
500.226.01.1	white	120	28	116.8	117	16.5	48	centred	visible	4
500.253.01.1	white	120	28	116.8	117	16.5	48	left and right	visible	4

#### Can be combined with

- Geberit Smyle Square cabinet for washbasin, with one door → p. 158
- Geberit Smyle Square cabinet for washbasin, with two drawers → p. 157
- Geberit Smyle half pedestal → p. 151
- Geberit Selnova full pedestal → p. 184
- Geberit Selnova Square full pedestal → p. 184

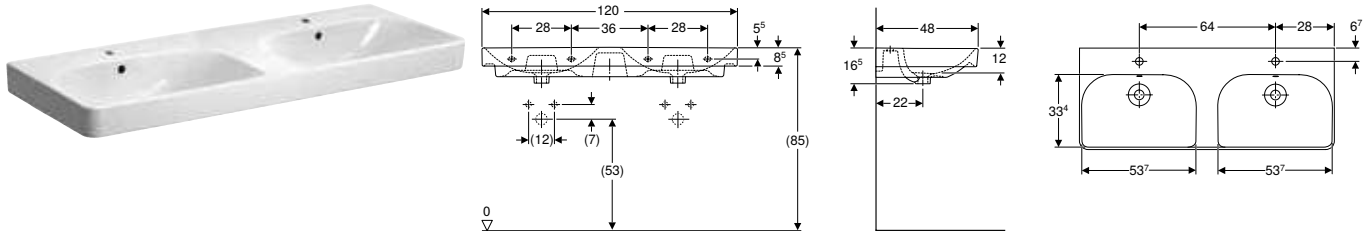


**Accessories**

- Geberit waste outlet with external push-button waste plug → p. 316
- Geberit waste outlet with internal push-button waste plug → p. 316
- Geberit bottle trap with dip tube, for washbasin, horizontal outlet → p. 343
- Geberit bottle trap with dip tube for washbasin, space-saving model, horizontal outlet → p. 344
- Geberit fastening set for washbasins → p. 314

## Double washbasins

### Geberit Smyle Square double washbasin



**Technical data**

Material	Vitreous china
----------	----------------

**Characteristics**

- Can be installed with a washbasin cabinet

Art. no.	Surface / colour	B [cm]	H [cm]	T [cm]	Tap hole	Overflow
500.223.01.1	white	120	16.5	48	centred	visible
500.224.01.1	white	120	16.5	48	without	visible

**Can be combined with**

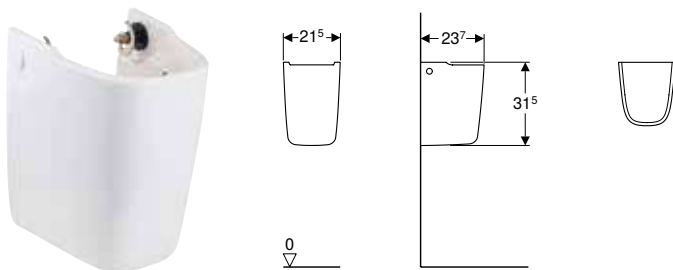
- Geberit Smyle Square cabinet for double washbasin, with two drawers → p. 158
- Geberit Smyle half pedestal → p. 151

**Accessories**

- Geberit waste outlet with external push-button waste plug → p. 316
- Geberit waste outlet with internal push-button waste plug → p. 316
- Geberit bottle trap with dip tube, for washbasin, horizontal outlet → p. 343
- Geberit bottle trap with dip tube for washbasin, space-saving model, horizontal outlet → p. 344
- Geberit fastening set for washbasins → p. 314

## Pedestals

### Geberit Smyle half pedestal for handrinse basins



**Application purposes**

- For handrinse basins

**Technical data**

Material	Vitreous china
----------	----------------

**Characteristics**

- Easy fastening with Geberit fastening set Kerafix, for half pedestals

**Scope of delivery**

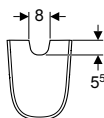
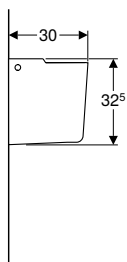
- Fastening material

Art. no.	Surface / colour
500.575.01.1	white

**Can be combined with**

- Geberit Smyle Square handrinse basin, asymmetrical overflow → p. 148

## Geberit Smyle half pedestal



### Application purposes

- For washbasins with a width of 55 cm or more

### Scope of delivery

- Fastening material

### Technical data

Material	Vitreous china
----------	----------------

Art. no.          Surface / colour

500.576.01.1    white







### Can be combined with

- Geberit Smyle Square washbasin → p. 149
- Geberit Smyle washbasin → p. 149
- Geberit Smyle Square double washbasin → p. 150
- Geberit Smyle Square handrinse basin → p. 148

# Bathroom furniture

## Accessory overview – Geberit Smyle bathroom furniture

Geberit International Sales, version: January 2019

	Towel hook	Geberit Group towel rail for bathroom furniture, with right-angled corner	Geberit Group towel rail for bathroom furniture, with radius corner	Geberit Smyle Square drawer insert, T-partition	Geberit Smyle Square drawer insert, H-partition	
	500.647.JK.2	510040000	510140000	500.678.00.1	500.676.00.1	500.677.00.1
						
	→ p. 94	→ p. 319		→ p. 162		

### Cabinets

Geberit Smyle Square cabinet for handrinse basin, with one door	500.350.00.1						
	500.350.JK.1						
	500.350.JL.1						
	500.350.JR.1						
	500.351.00.1						
	500.351.JK.1						
	500.351.JL.1						
	500.351.JR.1						
	500.363.00.1 → p. 156	✓	✓				
	500.363.JK.1	✓	✓				
	500.363.JL.1	✓	✓				
	500.363.JR.1	✓	✓				
	500.364.JL.1	✓	✓				
	500.364.JR.1	✓	✓				
500.364.00.1	✓	✓					
500.364.JK.1	✓	✓					
Geberit Smyle Square cabinet for washbasin, with two drawers	500.352.00.1	✓	✓	✓	✓	✓	
	500.352.JK.1	✓	✓	✓	✓	✓	
	500.352.JL.1	✓	✓	✓	✓	✓	
	500.352.JR.1	✓	✓	✓	✓	✓	
	500.353.00.1	✓	✓	✓	✓	✓	
	500.353.JK.1	✓	✓	✓	✓	✓	
	500.353.JL.1	✓	✓	✓	✓	✓	
	500.353.JR.1 → p. 157	✓	✓	✓	✓	✓	
	500.354.00.1	✓	✓	✓	✓	✓	
	500.354.JK.1	✓	✓	✓	✓	✓	
	500.354.JL.1	✓	✓	✓	✓	✓	
	500.354.JR.1	✓	✓	✓	✓	✓	
	500.355.00.1	✓	✓	✓	✓	✓	
	500.355.JK.1	✓	✓	✓	✓	✓	
500.355.JL.1	✓	✓	✓	✓	✓		
500.355.JR.1	✓	✓	✓	✓	✓		
Geberit Smyle Square cabinet for washbasin, with one door	500.365.00.1	✓	✓				
	500.365.JK.1	✓	✓				
	500.365.JL.1	✓	✓				
	500.365.JR.1	✓	✓				
	500.366.00.1	✓	✓				
	500.366.JK.1 → p. 158	✓	✓				
500.366.JL.1	✓	✓					
500.366.JR.1	✓	✓					
Geberit Smyle Square cabinet for double washbasin, with two drawers	500.356.00.1	✓	✓	✓	✓	✓	
	500.356.JK.1	✓	✓	✓	✓	✓	
	500.356.JL.1	✓	✓	✓	✓	✓	
500.356.JR.1	✓	✓	✓	✓	✓		

### Tall cabinets







#### Semi-tall cabinets

Geberit Smyle Square medium cabinet with one door	500.361.00.1	✓				
	500.361.JK.1 → p. 159	✓				
	500.361.JL.1	✓				
	500.361.JR.1	✓				





Geberit International Sales, version: January 2019











	Towel hook	Geberit Group towel rail for bathroom furniture, with right-angled corner	Geberit Group towel rail for bathroom furniture, with radius corner	Geberit Smyle Square drawer insert, T-partition	Geberit Smyle Square drawer insert, H-partition		
	500.647.JK.2	510040000	510140000	500.678.00.1	500.676.00.1	500.677.00.1	
							
	→ p. 94	→ p. 319		→ p. 162			

**Cabinets**

**Side cabinets**

Geberit Smyle Square low cabinet with one door	500.359.00.1						
	500.359.JK.1						
	500.359.JL.1						
	500.359.JR.1	→ p. 160					
	500.360.00.1						
	500.360.JK.1						
	500.360.JL.1						
Geberit Smyle Square low cabinet with two drawers	500.357.00.1			✓	✓	✓	
	500.357.JK.1	→ p. 161		✓	✓	✓	
	500.357.JL.1			✓	✓	✓	
	500.357.JR.1			✓	✓	✓	
Geberit Smyle Square low cabinet, open	500.358.00.1						
	500.358.JK.1	→ p. 160					
	500.358.JL.1						
	500.358.JR.1						

✓ Compatible

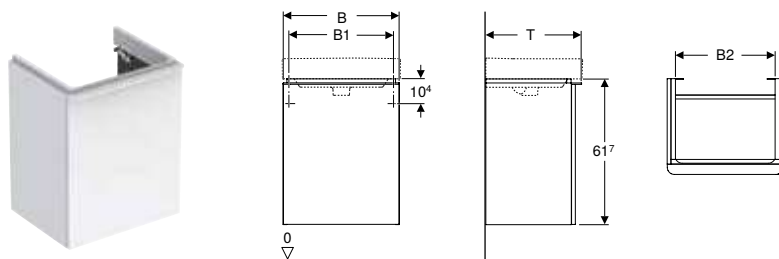
Geberit Group drawer insert, T-partition	Geberit Group drawer insert, H-partition	Geberit Group magnetic holder	Geberit Group power socket element	Geberit Group power socket element with USB port	Geberit Group magnifying mirror	Geberit Group light strip for internal drawer			Geberit Group cabinet light, movable, battery operation
501000000	501010000	510010000	501020000	501030000	510100000	501410000	501535000	501635000	501500000
									
→ p. 322			→ p. 320		→ p. 321	→ p. 318			→ p. 321

			✓	✓	✓					✓
			✓	✓	✓					✓
			✓	✓	✓					✓
			✓	✓	✓					✓
			✓	✓	✓					✓
			✓	✓	✓					✓
			✓	✓	✓					✓
			✓	✓	✓					✓
			✓	✓	✓					✓
			✓	✓	✓					✓
			✓	✓	✓		✓			
			✓	✓	✓		✓			
			✓	✓	✓		✓			
			✓	✓	✓		✓			
			✓	✓	✓					
			✓	✓	✓					
			✓	✓	✓					
			✓	✓	✓					
			✓	✓	✓					

## Washbasin cabinets

New

### Geberit Smyle Square cabinet for handrinse basin, with one door



#### Technical data

Material	High-compressed three-layer chipboard
----------	---------------------------------------

#### Characteristics

- Wall-hung
- With one door
- Opening via handle
- Door with soft closing
- Moisture-resistant
- Delivered pre-assembled

#### Scope of delivery

- Fastening material

Art. no.	Surface / colour	B [cm]	B1 [cm]	Washbasin		H [cm]	T [cm]	
				B2 [cm]	width [cm]			
500.350.00.1	high-gloss coated / white	44.2	39.3	37.2	45	61.7	35.6	right-hand
500.350.JK.1	matt coated / lava	44.2	39.3	37.2	45	61.7	35.6	right-hand
500.350.JL.1	high-gloss coated / sand grey	44.2	39.3	37.2	45	61.7	35.6	right-hand
500.350.JR.1	wood-textured melamine / hickory	44.2	39.3	37.2	45	61.7	35.6	right-hand
500.351.00.1	high-gloss coated / white	44.2	39.3	37.2	45	61.7	35.6	left-hand
500.351.JK.1	matt coated / lava	44.2	39.3	37.2	45	61.7	35.6	left-hand
500.351.JL.1	high-gloss coated / sand grey	44.2	39.3	37.2	45	61.7	35.6	left-hand
500.351.JR.1	wood-textured melamine / hickory	44.2	39.3	37.2	45	61.7	35.6	left-hand
500.363.00.1	high-gloss coated / white	49.2	42.2	42.2	50	61.7	40.6	right-hand
500.363.JK.1	matt coated / lava	49.2	42.2	42.2	50	61.7	40.6	right-hand
500.363.JL.1	high-gloss coated / sand grey	49.2	42.2	42.2	50	61.7	40.6	right-hand
500.363.JR.1	wood-textured melamine / hickory	49.2	42.2	42.2	50	61.7	40.6	right-hand
500.364.00.1	high-gloss coated / white	49.2	42.2	42.2	50	61.7	40.6	left-hand
500.364.JK.1	matt coated / lava	49.2	42.2	42.2	50	61.7	40.6	left-hand
500.364.JL.1	high-gloss coated / sand grey	49.2	42.2	42.2	50	61.7	40.6	left-hand
500.364.JR.1	wood-textured melamine / hickory	49.2	42.2	42.2	50	61.7	40.6	left-hand

#### Can be combined with

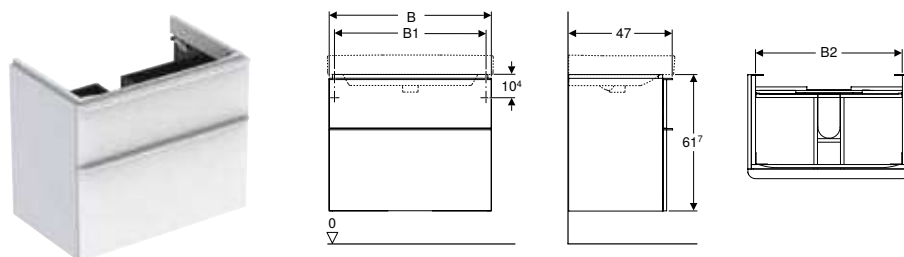
- Geberit Smyle Square handrinse basin, asymmetrical overflow → p. 148
- Geberit Smyle Square handrinse basin → p. 148

#### Accessories

- Accessory overview – Geberit Smyle bathroom furniture → p. 152

New

## Geberit Smyle Square cabinet for washbasin, with two drawers



### Technical data

Material	High-compressed three-layer chipboard
----------	---------------------------------------

### Characteristics

- Wall-hung
- With two drawers
- Opening via handle
- Drawer with self-closing
- Moisture-resistant
- Drawer frame made of metal
- Delivered pre-assembled

### Scope of delivery

- Fastening material

Art. no.	Surface / colour	B [cm]	B1 [cm]	B2 [cm]	Washbasin	H [cm]	T [cm]
					width [cm]		
500.352.00.1	high-gloss coated / white	58.4	53.5	51.4	60	61.7	47
500.352.JK.1	matt coated / lava	58.4	53.5	51.4	60	61.7	47
500.352.JL.1	high-gloss coated / sand grey	58.4	53.5	51.4	60	61.7	47
500.352.JR.1	wood-textured melamine / hickory	58.4	53.5	51.4	60	61.7	47
500.353.00.1	high-gloss coated / white	73.4	68.5	66.4	75	61.7	47
500.353.JK.1	matt coated / lava	73.4	68.5	66.4	75	61.7	47
500.353.JL.1	high-gloss coated / sand grey	73.4	68.5	66.4	75	61.7	47
500.353.JR.1	wood-textured melamine / hickory	73.4	68.5	66.4	75	61.7	47
500.354.00.1	high-gloss coated / white	88.4	83.5	81.4	90	61.7	47
500.354.JK.1	matt coated / lava	88.4	83.5	81.4	90	61.7	47
500.354.JL.1	high-gloss coated / sand grey	88.4	83.5	81.4	90	61.7	47
500.354.JR.1	N wood-textured melamine / hickory	88.4	83.5	81.4	90	61.7	47
500.355.00.1	high-gloss coated / white	118.4	113.5	111.4	120	61.7	47
500.355.JK.1	matt coated / lava	118.4	113.5	111.4	120	61.7	47
500.355.JL.1	high-gloss coated / sand grey	118.4	113.5	111.4	120	61.7	47
500.355.JR.1	wood-textured melamine / hickory	118.4	113.5	111.4	120	61.7	47

N: New, available as of April 2019

### Can be combined with

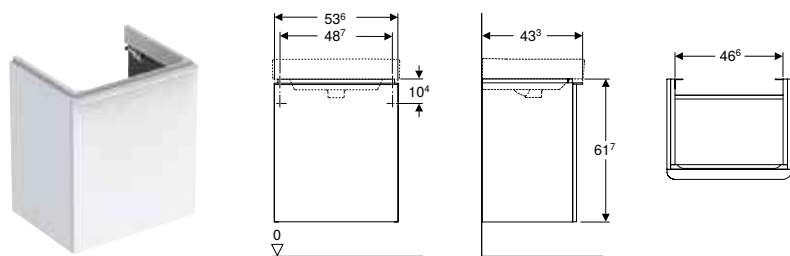
- Smyle Square washbasin
- Geberit Smyle Square washbasin → p. 149

### Accessories

- Accessory overview – Geberit Smyle bathroom furniture → p. 152

**New**

**Geberit Smyle Square cabinet for washbasin, with one door**



**Technical data**

Material	High-compressed three-layer chipboard
----------	---------------------------------------

**Scope of delivery**

- Fastening material

**Characteristics**

- Wall-hung
- With one door
- Opening via handle
- Door with soft closing
- Moisture-resistant
- Delivered pre-assembled

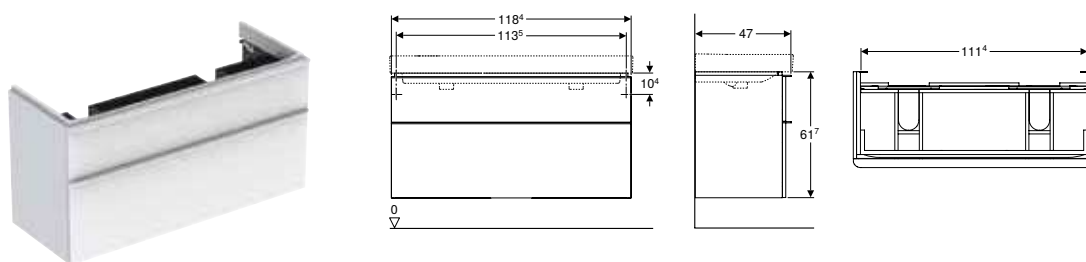
Art. no.	Surface / colour	B [cm]	Washbasin width [cm]	H [cm]	T [cm]	
500.365.00.1	high-gloss coated / white	53.6	55	61.7	43.3	right-hand
500.365.JK.1	matt coated / lava	53.6	55	61.7	43.3	right-hand
500.365.JL.1	high-gloss coated / sand grey	53.6	55	61.7	43.3	right-hand
500.365.JR.1	wood-textured melamine / hickory	53.6	55	61.7	43.3	right-hand
500.366.00.1	high-gloss coated / white	53.6	55	61.7	43.3	left-hand
500.366.JK.1	matt coated / lava	53.6	55	61.7	43.3	left-hand
500.366.JL.1	high-gloss coated / sand grey	53.6	55	61.7	43.3	left-hand
500.366.JR.1	wood-textured melamine / hickory	53.6	55	61.7	43.3	left-hand

**Accessories**

- Accessory overview – Geberit Smyle bathroom furniture → p. 152

**New**

**Geberit Smyle Square cabinet for double washbasin, with two drawers**



**Technical data**

Material	High-compressed three-layer chipboard
----------	---------------------------------------

**Characteristics**

- Wall-hung
- With two drawers
- Drawer with self-closing
- Moisture-resistant
- Drawer frame made of metal
- Delivered pre-assembled

**Scope of delivery**

- Fastening material

Art. no.	Surface / colour	B [cm]	Washbasin width [cm]	H [cm]	T [cm]
500.356.00.1	high-gloss coated / white	118.4	120	61.7	47
500.356.JK.1	matt coated / lava	118.4	120	61.7	47
500.356.JL.1	high-gloss coated / sand grey	118.4	120	61.7	47
500.356.JR.1	wood-textured melamine / hickory	118.4	120	61.7	47

**Can be combined with**

- Geberit Smyle Square double washbasin → p. 150

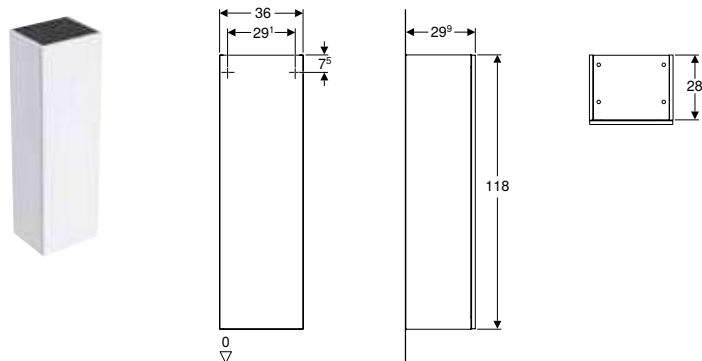
**Accessories**

- Accessory overview – Geberit Smyle bathroom furniture → p. 152

## Side cabinets

New

### Geberit Smyle Square medium cabinet with one door



#### Technical data

Material	High-compressed three-layer chipboard
----------	---------------------------------------

#### Scope of delivery

- 3 glass shelves
- Fastening material

#### Characteristics

- Wall-hung
- With one door
- Opening via handle
- Door with soft closing
- Movable glass shelves
- Moisture-resistant
- Delivered pre-assembled

Art. no.	Surface / colour	B [cm]	H [cm]	T [cm]
500.361.00.1	high-gloss coated / white	36	118	29.9
500.361.JK.1	matt coated / lava	36	118	29.9
500.361.JL.1	high-gloss coated / sand grey	36	118	29.9
500.361.JR.1	<b>N</b> wood-textured melamine / hickory	36	118	29.9

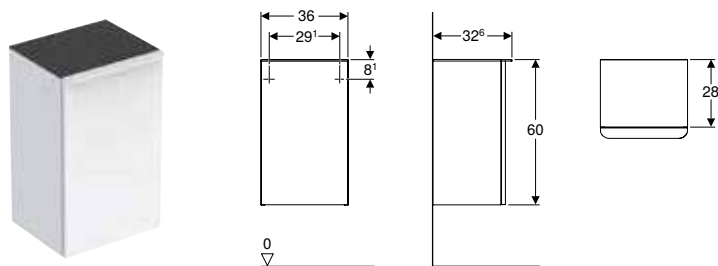
N: New, available as of April 2019

#### Accessories

- Accessory overview – Geberit Smyle bathroom furniture → p. 152

New

## Geberit Smyle Square low cabinet with one door



### Technical data

Material	High-compressed three-layer chipboard
----------	---------------------------------------

### Characteristics

- Wall-hung
- Can be connected with washbasin cabinet
- With one door
- Opening via handle
- Door with soft closing
- With one movable shelf
- Moisture-resistant
- Delivered pre-assembled

### Scope of delivery

- Fastening material

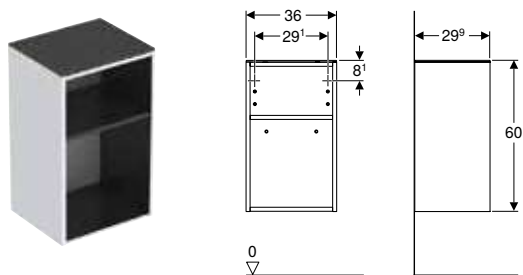
Art. no.	Surface / colour	B [cm]	H [cm]	T [cm]	
500.359.00.1	high-gloss coated / white	36	60	32.6	right-hand
500.359.JK.1	matt coated / lava	36	60	32.6	right-hand
500.359.JL.1	high-gloss coated / sand grey	36	60	32.6	right-hand
500.359.JR.1	wood-textured melamine / hickory	36	60	32.6	right-hand
500.360.00.1	high-gloss coated / white	36	60	32.6	left-hand
500.360.JK.1	matt coated / lava	36	60	32.6	left-hand
500.360.JL.1	high-gloss coated / sand grey	36	60	32.6	left-hand
500.360.JR.1	wood-textured melamine / hickory	36	60	32.6	left-hand

### Accessories

- Accessory overview – Geberit Smyle bathroom furniture → p. 152

New

## Geberit Smyle Square low cabinet, open



### Technical data

Material	High-compressed three-layer chipboard
----------	---------------------------------------

### Characteristics

- Wall-hung
- Can be connected with washbasin cabinet
- With one movable shelf
- Moisture-resistant
- Delivered pre-assembled

### Scope of delivery

- Fastening material

Art. no.	Surface / colour	B [cm]	H [cm]	T [cm]
500.358.00.1	high-gloss coated / white	36	60	29.9
500.358.JK.1	matt coated / lava	36	60	29.9
500.358.JL.1	high-gloss coated / sand grey	36	60	29.9
500.358.JR.1	<b>N</b> wood-textured melamine / hickory	36	60	29.9

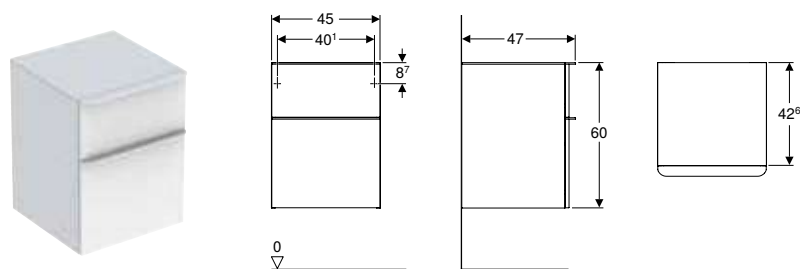
N: New, available as of April 2019

### Accessories

- Accessory overview – Geberit Smyle bathroom furniture → p. 152

New

## Geberit Smyle Square low cabinet with two drawers



### Technical data

Material	High-compressed three-layer chipboard
----------	---------------------------------------

### Characteristics

- Wall-hung
- With two drawers
- Opening via handle
- Drawer with self-closing
- Moisture-resistant
- Drawer frame made of metal
- Delivered pre-assembled

### Scope of delivery

- Fastening material

Art. no.	Surface / colour	B [cm]	H [cm]	T [cm]
500.357.00.1	high-gloss coated / white	45	60	47
500.357.JK.1	matt coated / lava	45	60	47
500.357.JL.1	high-gloss coated / sand grey	45	60	47
500.357.JR.1	wood-textured melamine / hickory	45	60	47

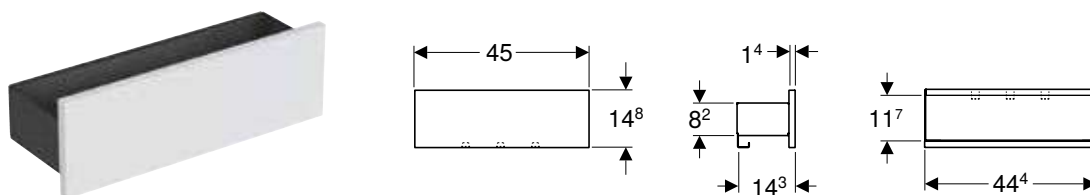
### Accessories

- Accessory overview – Geberit Smyle bathroom furniture → p. 152

## Other furniture

New

## Geberit Smyle Square wall shelf



### Technical data

Material	High-compressed three-layer chipboard
----------	---------------------------------------

### Characteristics

- Wall-hung
- With three towel hooks
- Moisture-resistant
- Delivered pre-assembled

### Scope of delivery

- Fastening material

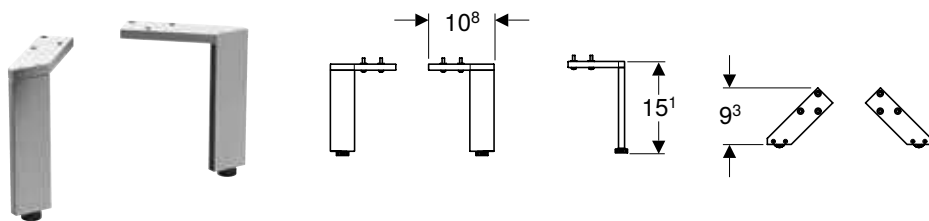
Art. no.	Surface / colour	B [cm]	H [cm]	T [cm]
500.362.00.1	Body: matt powder-coated / lava Front: high-gloss coated / white	45	14.8	14.3
500.362.JK.1	Body: matt powder-coated / lava Front: matt coated / lava	45	14.8	14.3
500.362.JL.1	Body: matt powder-coated / lava Front: high-gloss coated / sand grey	45	14.8	14.3
500.362.JR.1	N Body: matt powder-coated / lava Front: wood-textured melamine / hickory	45	14.8	14.3

N: New, available as of April 2019



## Accessories

### Geberit Smyle Square set of feet



#### Technical data

Material	Aluminium
----------	-----------

#### Characteristics

- Height adjustable for compensating floor unevenness

#### Scope of delivery

- Set of 2 pieces
- Fastening material

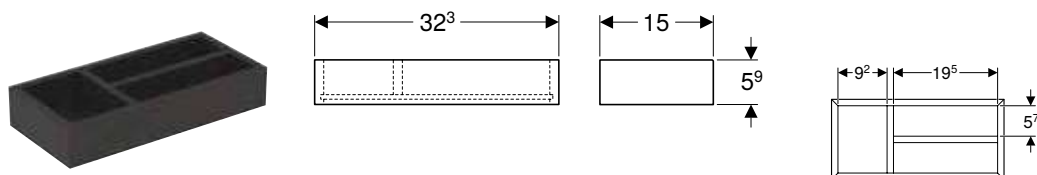
Art. no.	Surface / colour	H [cm]
500.367.00.1	bright chrome-plated	15.1

Available as of April 2019



- Acanto washbasin cabinets in combination with Acanto vanity basins are installed with set of feet 31.6 cm
- Acanto washbasin cabinets in combination with all other Acanto washbasins are installed with set of feet 28.1 cm

### Geberit Smyle Square drawer insert, T-partition



#### Technical data

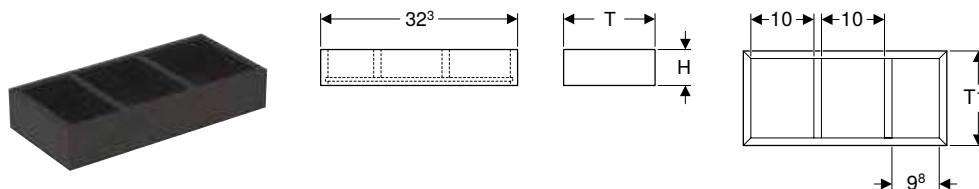
Material	High-compressed three-layer chipboard
----------	---------------------------------------

#### Characteristics

- T-partition

Art. no.	Surface / colour	B [cm]	H [cm]	T [cm]
500.678.00.1	textured melamine / lava	32.3	5.9	15

### Geberit Smyle Square drawer insert, H-partition



#### Technical data

Material	High-compressed three-layer chipboard
----------	---------------------------------------

#### Characteristics

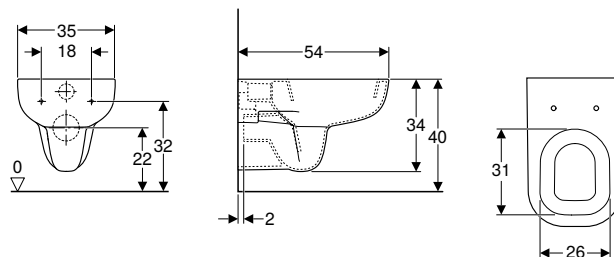
- H-partition

Art. no.	Surface / colour	B [cm]	H [cm]	T [cm]	T1 [cm]
500.677.00.1	textured melamine / lava	32.3	5.9	15	12.6
500.676.00.1	textured melamine / lava	32.3	9.8	20	17.6

## WCs

### Wall-hung WCs

#### Geberit Smyle wall-hung WC, washdown



#### Application purposes

- For concealed cisterns
- For pressure flushing valves

#### Characteristics

- Wall-hung
- Washdown WC
- With flush rim
- Class 1, full flush volume 6 l, in accordance with EN 997

#### Technical data

Material	Vitreous china
----------	----------------

Art. no.	Surface / colour	B [cm]	H [cm]	T [cm]
500.211.01.1	white	35	34	54

#### To order additionally

- WC seat

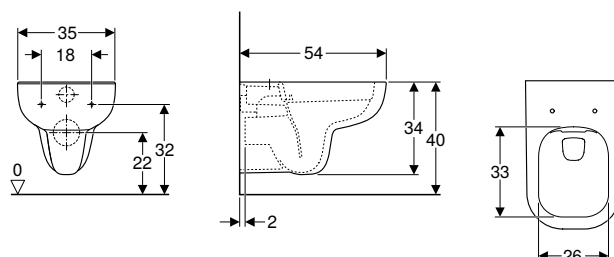
#### Can be combined with

- Geberit Smyle WC seat → p. 168
- Geberit Smyle Square WC seat, angular edge → p. 168

#### Accessories

- Geberit Smyle WC seat → p. 168

#### Geberit Smyle Square wall-hung WC, washdown, Rimfree



#### Application purposes

- For concealed cisterns
- For pressure flushing valves

#### Characteristics

- Wall-hung
- Washdown WC
- Rimfree
- Class 1, full flush volume 6 l, in accordance with EN 997

#### Technical data

Material	Vitreous china
----------	----------------

Art. no.	Surface / colour	B [cm]	H [cm]	T [cm]
500.210.01.1	white	35	34	54

#### To order additionally

- WC seat

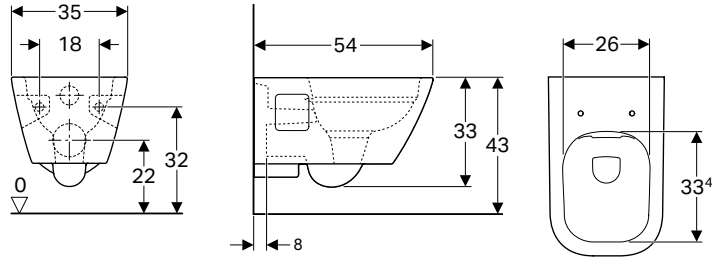
#### Can be combined with

- Geberit Smyle WC seat → p. 168
- Geberit Smyle Square WC seat, angular edge → p. 168

#### Accessories

- Geberit Smyle WC seat → p. 168

**Geberit Smyle Square wall-hung WC, washdown, semi-shrouded, Rimfree**



**Application purposes**

- For concealed cisterns
- For pressure flushing valves

**Technical data**

Material	Vitreous china
----------	----------------

**Characteristics**

- Wall-hung
- Washdown WC
- Rimfree
- Class 1, full flush volume 6 / 5 l, in accordance with EN 997
- Flushes with 4.5 l
- Semi-shrouded

Art. no.	Surface / colour	B [cm]	H [cm]	T [cm]
500.200.01.1	white	35	33	54

**To order additionally**

- WC seat

**Can be combined with**

- Geberit Smyle Square WC seat, slim design → p. 168
- Geberit Smyle Square WC seat, slim design, sandwich shape → p. 169

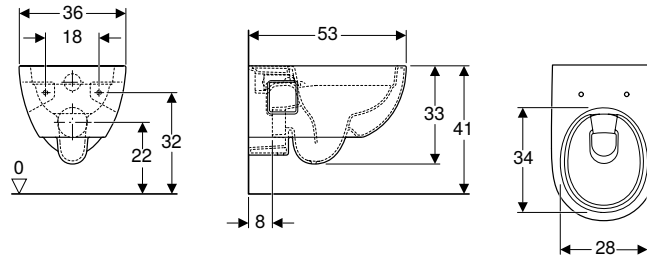
**Accessories**

- Geberit connection set for wall-hung WC, length 30 cm → p. 346



- May require: Geberit connection set for wall-hung WC, length 30 cm
- Depending on the installation type, a Geberit connection set for wall-hung WC, length 30 cm is required for mounting

**Geberit Smyle wall-hung WC, washdown, semi-shrouded, Rimfree**



**Application purposes**

- For concealed cisterns
- For pressure flushing valves

**Technical data**

Material	Vitreous china
----------	----------------

**Characteristics**

- Wall-hung
- Washdown WC
- Rimfree
- Class 1, full flush volume 6 / 5 l, in accordance with EN 997
- Semi-shrouded

Art. no.	Surface / colour	B [cm]	H [cm]	T [cm]
500.215.01.1	white	36	33	53

**To order additionally**

- WC seat

**Can be combined with**

- Geberit iCon WC seat → p. 137
- Geberit iCon WC seat, slim design → p. 138

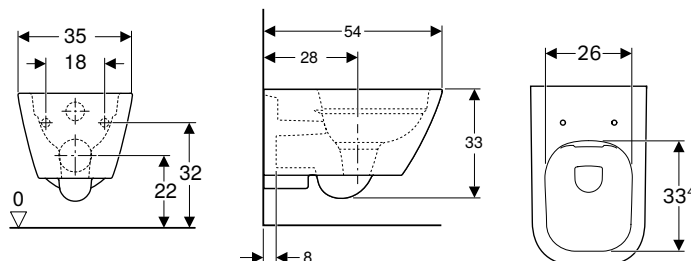
**Accessories**

- Geberit connection set for wall-hung WC, length 30 cm → p. 346



- Depending on the installation type, a Geberit connection set for wall-hung WC, length 30 cm is required for mounting

**Geberit Smyle Square wall-hung WC, washdown, shrouded, Rimfree**



**Application purposes**

- For concealed cisterns
- For pressure flushing valves

**Technical data**

Material	Vitreous china
----------	----------------

**Characteristics**

- Wall-hung
- Washdown WC
- Rimfree
- Class 1, full flush volume 6 / 5 l, in accordance with EN 997
- Flushes with 4.5 l
- Shrouded

**Scope of delivery**

- Fastening material

Art. no.	Surface / colour	B [cm]	H [cm]	T [cm]
500.208.01.1	white	35	33	54

Available as of April 2019

**To order additionally**

- WC seat

**Can be combined with**

- Smyle Square WC seat, slim design
- Smyle Square WC seat, slim design, sandwich shape

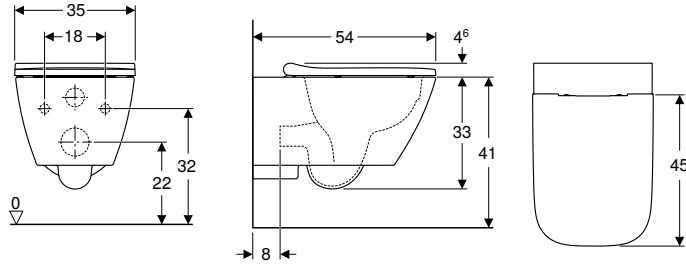
**Accessories**

- Geberit connection set for wall-hung WC, length 30 cm → p. 346
- Geberit Smyle Square WC seat, slim design → p. 168
- Geberit Smyle Square WC seat, slim design, sandwich shape → p. 169



- Depending on the installation type, a Geberit connection set for wall-hung WC, length 30 cm is required for mounting
- Replacement for art. no. 205570000

**Geberit Smyle Square set wall-hung WC, washdown, shrouded, Rimfree, with WC seat, overlapping lid**



**Technical data**

Material	Vitreous china
----------	----------------

**Scope of delivery**

- Fastening material
- WC seat

**Characteristics**

- Wall-hung
- Washdown WC
- Rimfree
- Hidden fastening
- WC seat made of Duroplast
- Hinges made of metal
- Overlapping WC lid
- Slim design

Art. no.	Surface / colour	T Quick-release hinges [cm]	Soft-closing mechanism
500.683.01.1	white	54	yes

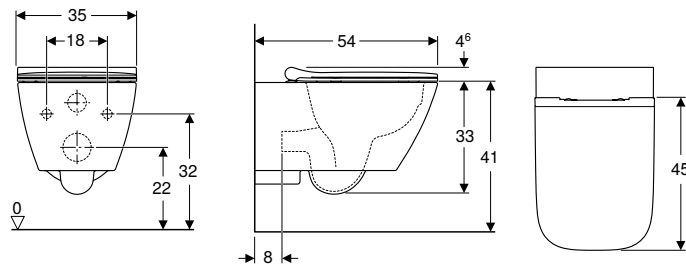
**Accessories**

- Geberit connection set for wall-hung WC, length 30 cm → p. 346



- Depending on the installation type, a Geberit connection set for wall-hung WC, length 30 cm is required for mounting

**Geberit Smyle Square set wall-hung WC, washdown, shrouded, Rimfree, with WC seat, sandwich shape**



**Application purposes**

- For concealed cisterns
- For concealed flushing valves

**Technical data**

Material	Vitreous china
----------	----------------

**Scope of delivery**

- Fastening material
- WC seat

**Characteristics**

- Wall-hung
- Washdown WC
- Rimfree
- Hidden fastening
- WC seat made of Duroplast
- Hinges made of metal
- Sandwich shape
- Slim design

Art. no.	Surface / colour	T Quick-release hinges [cm]	Soft-closing mechanism
500.685.01.1	white	54	yes

**Accessories**

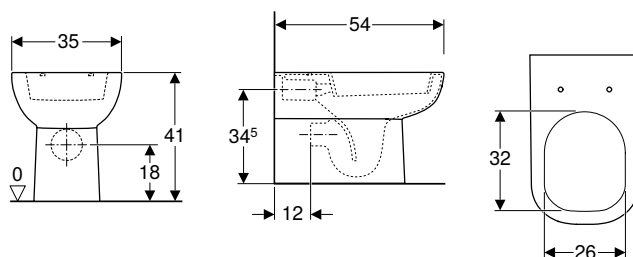
- Geberit connection set for wall-hung WC, length 30 cm → p. 346



- Depending on the installation type, a Geberit connection set for wall-hung WC, length 30 cm is required for mounting

## Floor-standing WCs

### Geberit Smyle floor-standing WC, washdown, back-to-wall, shrouded



#### Application purposes

- For concealed cisterns

#### Technical data

Material	Vitreous china
----------	----------------

#### Scope of delivery

- Fastening material

#### Characteristics

- Floor-standing
- Back-to-wall
- Washdown WC
- With flush rim
- Horizontal or vertical outlet
- Class 1, full flush volume 6 l, in accordance with EN 997
- Class 2 in accordance with EN 997
- Semi-shrouded

Art. no.	Surface / colour	B [cm]	H [cm]	T [cm]
500.213.01.1	white	35	41	54

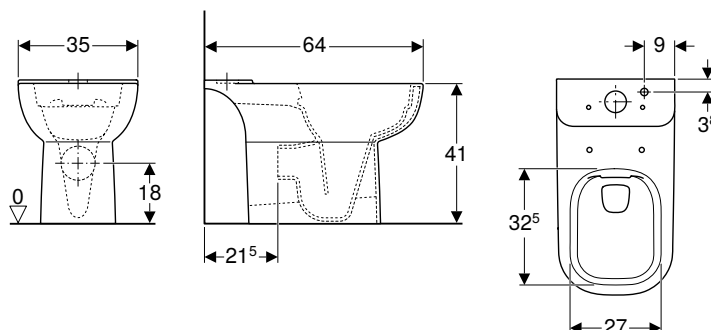
#### To order additionally

- WC seat

#### Can be combined with

- Geberit Smyle WC seat → p. 168
- Geberit Smyle Square WC seat, angular edge → p. 168

### Geberit Smyle floor-standing WC for close-coupled exposed cistern, washdown, Rimfree



#### Technical data

Material	Vitreous china
----------	----------------

#### Scope of delivery

- Fastening material

#### Characteristics

- Floor-standing
- Washdown WC
- Rimfree
- Class 1, full flush volume 6 l, in accordance with EN 997
- Multidirectional outlet
- Semi-shrouded

Art. no.	Surface / colour	B [cm]	H [cm]	T [cm]
500.212.01.1	white	35	41	64

#### To order additionally

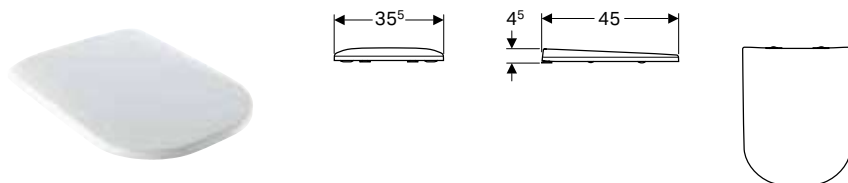
- Cistern
- WC seat

#### Can be combined with

- Geberit Smyle exposed cistern, close-coupled, dual flush, lateral water supply connection → p. 172
- Geberit Smyle WC seat → p. 168
- Geberit Smyle Square WC seat, angular edge → p. 168
- Geberit Smyle exposed cistern, dual flush, bottom water supply connection → p. 172
- Geberit Smyle exposed cistern, close-coupled, dual flush, bottom water supply connection → p. 171
- Geberit Smyle Square exposed cistern, close-coupled, dual flush, lateral water supply connection → p. 171

## WC seats

### Geberit Smyle Square WC seat, angular edge



#### Technical data

Material	Duroplast
----------	-----------

#### Characteristics

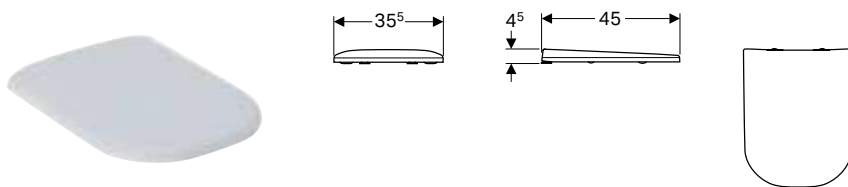
- Overlapping WC lid
- Angular edges

Art. no.	Surface / colour	Soft-closing mechanism	Fastening	Hinge material
500.233.01.1	white	yes	from above	Brass chrome-plated
500.234.01.1	white	no	from above	Brass chrome-plated

#### Can be combined with

- Geberit Smyle floor-standing WC, washdown, back-to-wall, shrouded → p. 167
- Geberit Smyle floor-standing WC for close-coupled exposed cistern, washdown, Rimfree → p. 167
- Geberit Smyle wall-hung WC, washdown → p. 163
- Geberit Smyle Square wall-hung WC, washdown, Rimfree → p. 163

### Geberit Smyle WC seat



#### Technical data

Material	Duroplast
----------	-----------

#### Characteristics

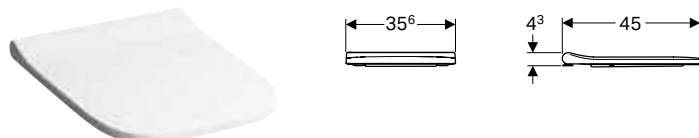
- Overlapping WC lid

Art. no.	Surface / colour	Soft-closing mechanism	Fastening	Hinge material
500.235.01.1	white	no	from above	Brass chrome-plated
500.236.01.1	white	yes	from above	Brass chrome-plated

#### Can be combined with

- Geberit Smyle floor-standing WC, washdown, back-to-wall, shrouded → p. 167
- Geberit Smyle floor-standing WC for close-coupled exposed cistern, washdown, Rimfree → p. 167
- Geberit Smyle wall-hung WC, washdown → p. 163
- Geberit Smyle Square wall-hung WC, washdown, Rimfree → p. 163

### Geberit Smyle Square WC seat, slim design



#### Technical data

Material	Duroplast
----------	-----------

#### Characteristics

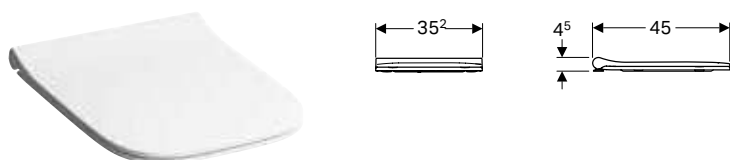
- Slim design
- Overlapping WC lid
- Antibacterial

Art. no.	Surface / colour	Quick-release hinges	Soft-closing mechanism	Fastening	Hinge material
500.237.01.1	white	no	yes	from above	Brass chrome-plated
500.238.01.1	white	no	no	from above	Brass chrome-plated
500.687.01.1	white	yes	yes	from above	Brass chrome-plated

#### Can be combined with

- Geberit Smyle Square wall-hung WC, washdown, semi-shrouded, Rimfree → p. 164

## Geberit Smyle Square WC seat, slim design, sandwich shape



### Technical data

Material	Duroplast
----------	-----------

### Characteristics

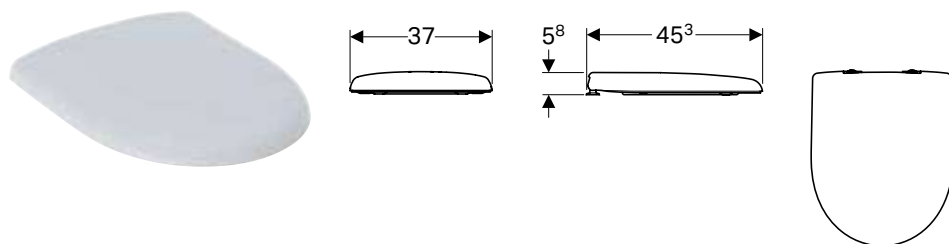
- Slim design
- Sandwich shape
- Antibacterial

Art. no.	Surface / colour	Quick-release hinges	Soft-closing mechanism	Fastening	Hinge material
500.239.01.1	white	no	no	from above	Brass chrome-plated
500.240.01.1	white	no	yes	from above	Brass chrome-plated
500.688.01.1	white	yes	yes	from above	Brass chrome-plated

### Can be combined with

- Geberit Smyle Square wall-hung WC, washdown, semi-shrouded, Rimfree → p. 164

## Geberit Smyle WC seat



### Application purposes

- For Geberit Smyle wall-hung WC, horizontal outlet, opening for wall mounting, Rimfree

### Characteristics

- Overlapping WC lid

### Technical data












Material	Duroplast
----------	-----------

Art. no.	Surface / colour	Soft-closing mechanism	Fastening	Hinge material
500.231.01.1	white	no	from above	Stainless steel
500.232.01.1	white	yes	from above	Brass chrome-plated



Accessory overview – Geberit Smyle WC seats

Geberit International Sales, version: January 2019

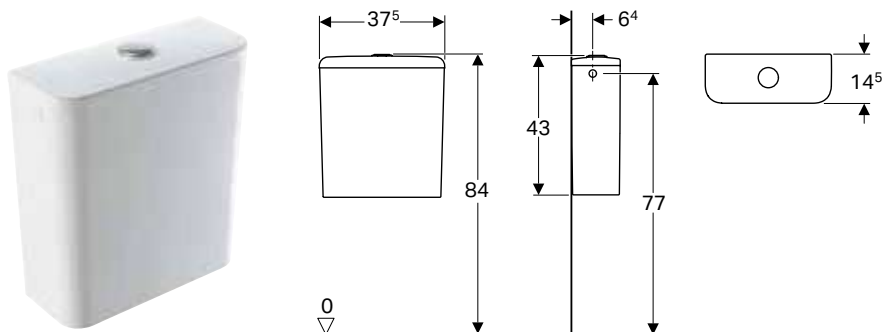
				Smyle wall-hung WC, washdown	Smyle Square wall-hung WC, washdown, Rimfree	Geberit Smyle Square wall-hung WC, washdown, shrouded, Rimfree
				500.211.01.1	500.210.01.1	500.208.01.1
						
				→ p. 163	→ p. 163	→ p. 165
Smyle WC seat		500.235.01.1	 → p. 168	✓	✓	
	With soft-closing mechanism	500.236.01.1	 → p. 168	✓	✓	
Smyle Square WC seat, slim design, sandwich shape	With soft-closing mechanism	500.240.01.1	 → p. 169			✓
		500.239.01.1	 → p. 169			✓
Smyle Square WC seat, slim design	With soft-closing mechanism	500.237.01.1	 → p. 168			✓
		500.238.01.1	 → p. 168			✓
	Quick-release hinges	500.687.01.1	 → p. 168			✓
Smyle Square WC seat, slim design, sandwich shape	Quick-release hinges	500.688.01.1	 → p. 169			✓

✓ (✓ Compatible)

# Exposed Cisterns

## Exposed cisterns for WCs, made of sanitary ceramic

### Geberit Smyle Square exposed cistern, close-coupled, dual flush, lateral water supply connection



**Technical data**

Flush volume, factory setting	6 and 3 l
Flush volume large, adjustment range	4 / 6 l
Flush volume small, adjustment range	2.6 / 4 l
Material	Vitreous china

**Characteristics**

- Close-coupled
- Dual flush
- Water supply connection on the left/right

**Scope of delivery**

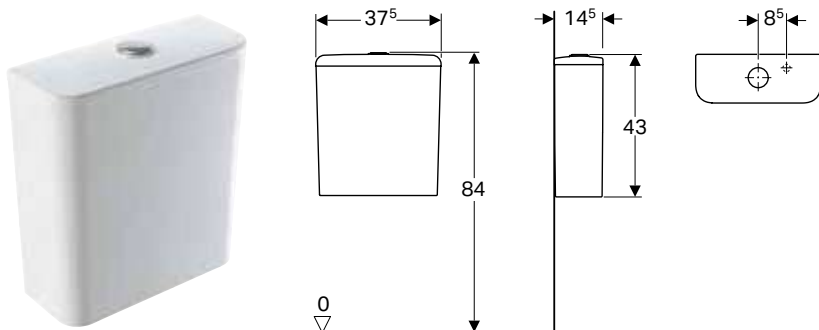
- Mechanism

Art. no.	Surface / colour	B [cm]	H [cm]	T [cm]
500.221.01.1	white	37.5	43	14.5

**Can be combined with**

- Geberit Smyle floor-standing WC for close-coupled exposed cistern, washdown, Rimfree → p. 167

### Geberit Smyle Square exposed cistern, close-coupled, dual flush, bottom water supply connection



**Technical data**

Flush volume, factory setting	4 and 2.6 l
Flush volume large, adjustment range	4 / 6 l
Flush volume small, adjustment range	2.6 / 4 l
Material	Vitreous china

**Characteristics**

- Close-coupled
- Dual flush
- Water supply connection on the bottom

**Scope of delivery**

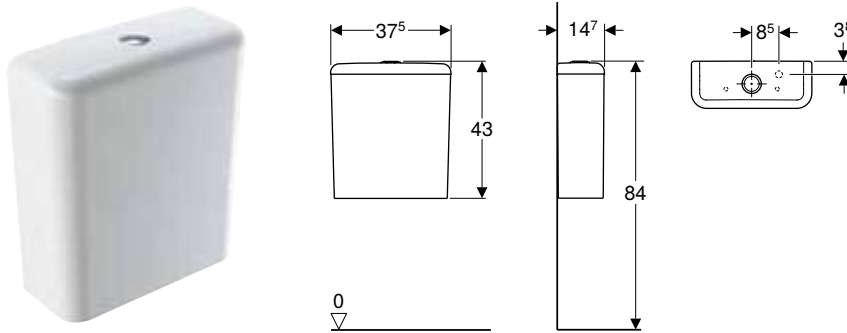
- Mechanism

Art. no.	Surface / colour	B [cm]	H [cm]	T [cm]
500.214.01.1	white	37.5	43	14.5

**Can be combined with**

- Geberit Smyle floor-standing WC for close-coupled exposed cistern, washdown, Rimfree → p. 167

**Geberit Smyle exposed cistern, dual flush, bottom water supply connection**



**Technical data**

Flush volume, factory setting	4 and 2.6 l
Flush volume large, adjustment range	4 / 6 l
Flush volume small, adjustment range	2.6 / 4 l
Material	Vitreous china

**Characteristics**

- Close-coupled
- Dual flush
- Water supply connection on the bottom

**Scope of delivery**

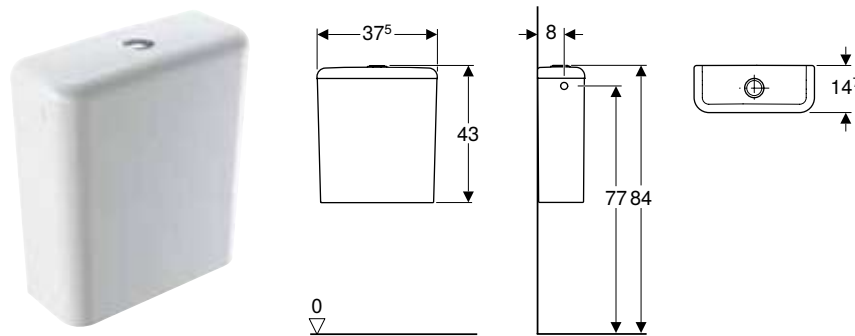
- Mechanism

Art. no.	Surface / colour	B [cm]	H [cm]	T [cm]
500.219.01.1	white	37.5	43	14.7

**Can be combined with**

- Geberit Smyle floor-standing WC for close-coupled exposed cistern, washdown, Rimfree → p. 167

**Geberit Smyle exposed cistern, close-coupled, dual flush, lateral water supply connection**



**Technical data**

Flush volume, factory setting	6 and 3 l
Flush volume large, adjustment range	4 / 6 l
Flush volume small, adjustment range	2.6 / 4 l
Material	Vitreous china

**Characteristics**

- Close-coupled
- Dual flush
- Water supply connection on the left/right
- Class 1, full flush volume 6 l, in accordance with EN 997

**Scope of delivery**

- Mechanism

Art. no.	Surface / colour	B [cm]	H [cm]	T [cm]
500.220.01.1	white	37.5	43	14.7

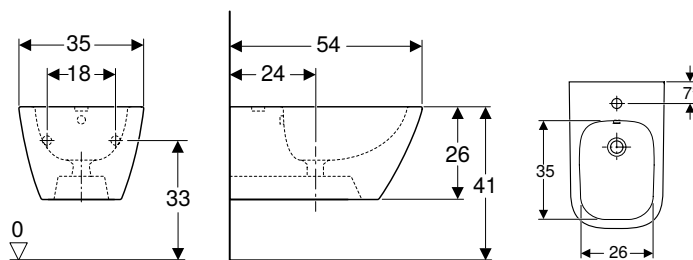
**Can be combined with**

- Geberit Smyle floor-standing WC for close-coupled exposed cistern, washdown, Rimfree → p. 167

## Bidets

### Wall-hung bidets

#### Geberit Smyle Square wall-hung bidet, shrouded



#### Application purposes

- For single-hole taps with flexible hoses

#### Characteristics

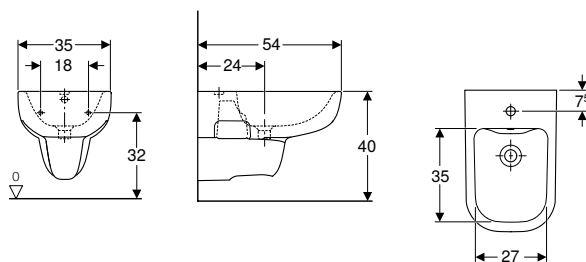
- Wall-hung
- Hidden water supply connection
- Shrouded

#### Technical data

Material	Vitreous china
----------	----------------

Art. no.	Surface / colour	B [cm]	H [cm]	T [cm]	Overflow
500.209.01.1	white	35	26	54	visible

#### Geberit Smyle wall-hung bidet



#### Application purposes

- For single-hole taps with flexible hoses

#### Characteristics

- Wall-hung
- Hidden water supply connection

#### Technical data

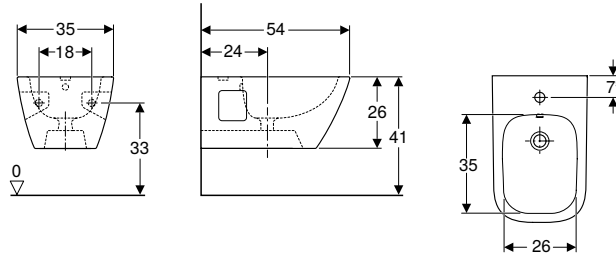
Material	Vitreous china
----------	----------------

Art. no.	Surface / colour	B [cm]	H [cm]	T [cm]	Overflow
500.216.01.1	white	35	33.5	54	visible

#### To order additionally

- Extended drain for trap

**Geberit Smyle Square wall-hung bidet**



**Application purposes**

- For single-hole taps with flexible hoses

**Technical data**

Material	Vitreous china
----------	----------------

**Characteristics**

- Wall-hung
- Hidden water supply connection
- Semi-shrouded

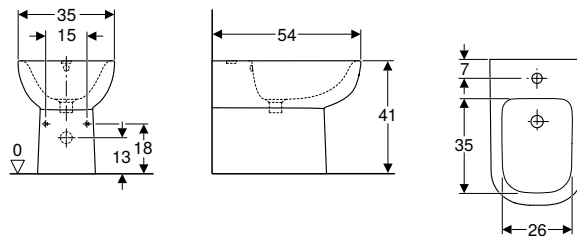
Art. no.	Surface / colour	B [cm]	H [cm]	T [cm]	Overflow
500.218.01.1	white	35	26	54	visible

**To order additionally**

- Extended drain for trap

**Floor-standing bidets**

**Geberit Smyle floor-standing bidet, back-to-wall, semi-shrouded**



**Technical data**

Material	Vitreous china
----------	----------------

**Characteristics**

- Floor-standing
- Back-to-wall
- Hidden water supply connection
- Semi-shrouded

**Scope of delivery**

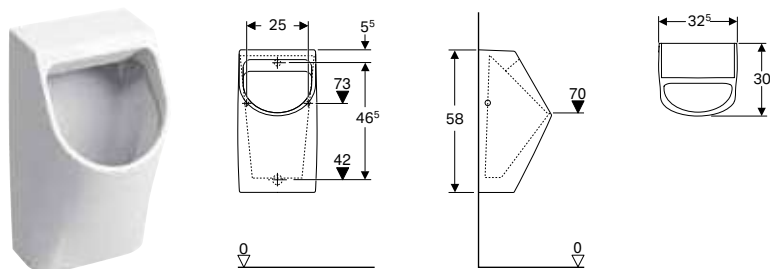
- Fastening material

Art. no.	Surface / colour	B [cm]	H [cm]	T [cm]	Overflow
500.217.01.1	white	35	41	54	visible

## Urinals

### For concealed controls

#### Geberit Smyle urinal for concealed flush control, outlet to the rear



##### Application purposes

- For operating with automatic, water-saving flush
- For connecting to concealed urinal flush controls

##### Technical data

Material	Vitreous china
----------	----------------

##### Characteristics

- Wall-hung
- With flush rim
- Hidden trap
- Hidden fastening
- Easy to fasten thanks to Geberit fastening set Kerafix, for urinal

##### Scope of delivery

- Fastening material

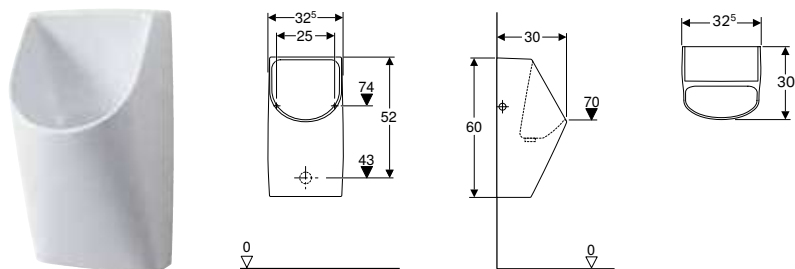
Art. no.	Surface / colour	B [cm]	H [cm]	T [cm]	Inlet	Outlet
500.254.01.1	white	32.5	58	30	rear	to the rear

##### Accessories

- Geberit urinal trap d40, horizontal outlet → p. 345
- Geberit flush pipe for urinals, with concealed urinal flush control → p. 329
- Geberit concealed cistern for urinal → p. 329
- Geberit flush bend extension with sleeve → p. 330
- Geberit urinal trap, horizontal outlet → p. 345

## Waterless

#### Geberit Smyle urinal, waterless, outlet to the rear



##### Technical data

Material	Vitreous china
----------	----------------

##### Characteristics

- Wall-hung
- Hidden drain
- Hidden fastening
- Easy to fasten thanks to Geberit fastening set Kerafix, for urinal

##### Scope of delivery

- Fastening material

Art. no.	Surface / colour	B [cm]	H [cm]	T [cm]	Outlet
500.255.01.1	white	32.5	60	30	to the rear



# Geberit Selnova

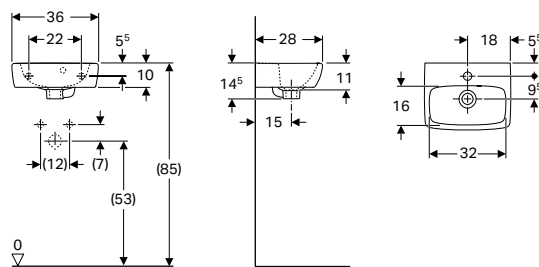
<b>Washbasins.....</b>	<b>178</b>
Handrinse basins.....	178
Corner handrinse basins .....	180
Washbasins .....	181
Semirecessed washbasins .....	182
Countertop washbasins .....	183
Under-countertop washbasins .....	183
Pedestals .....	184
<b>Bathroom furniture.....</b>	<b>186</b>
Washbasin cabinets.....	186
Side cabinets .....	187
Mirror cabinets.....	188
Accessories.....	190
<b>WCs .....</b>	<b>190</b>
Wall-hung WCs.....	190
Floor-standing WCs .....	193
WC seats.....	198
WC seat rings .....	201
<b>Exposed Cisterns.....</b>	<b>202</b>
Exposed cisterns for WCs, made of sanitary ceramic .....	202
<b>Bidets.....</b>	<b>204</b>
Wall-hung bidets .....	204
Floor-standing bidets .....	205
<b>Urinals.....</b>	<b>206</b>
Flush operation .....	206
Accessories.....	207
<b>Bathroom accessories .....</b>	<b>207</b>
Wall panels.....	207



# Washbasins

## Handrinse basins

### Geberit Selnova Square handrinse basin, asymmetrical overflow



#### Technical data

Material	Vitreous china
----------	----------------

#### Characteristics

- Asymmetrical overflow

Art. no.	Surface / colour	B [cm]	H [cm]	T [cm]	Tap hole	Overflow
500.316.01.1	white	36	14.85	28	centred	visible

#### Can be combined with

- Geberit Selnova Square full pedestal → p. 184
- Geberit Selnova cabinet for handrinse basin, with one door → p. 186

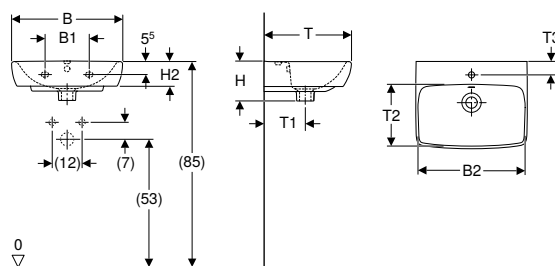
#### Accessories

- Geberit waste outlet with external push-button waste plug → p. 316
- Geberit waste outlet with internal push-button waste plug → p. 316
- Geberit waste outlet with waste plug and chain → p. 342
- Geberit bottle trap with dip tube, for washbasin, horizontal outlet → p. 343
- Geberit fastening set for handrinse basin → p. 317



- Geberit drain valve with waste plug and chain only for handrinse basins with two tap holes

### Geberit Selnova Square handrinse basin



#### Technical data

Material	Vitreous china
----------	----------------

Art. no.	Surface / colour	B [cm]	B1 [cm]	B2 [cm]	H [cm]	H1 [cm]	H2 [cm]	H3 [cm]	T [cm]	T1 [cm]	T2 [cm]	T3 [cm]	Tap hole	Overflow
500.322.01.1	white	45	18	40	16	83	10	77.5	35	18	21.5	5.5	centred	visible
500.301.01.1	white	50	23	44.5	17	83.5	10	78	42	20	27.5	-	without	visible
500.310.01.1	white	50	23	44.5	17	83.5	10	78	42	20	27.5	6	centred	visible

#### Can be combined with

- Geberit Selnova Square full pedestal → p. 184
- Geberit Selnova half pedestal → p. 185
- Geberit Selnova Square half pedestal for handrinse basins → p. 185
- Geberit Selnova cabinet for handrinse basin, with one door → p. 186

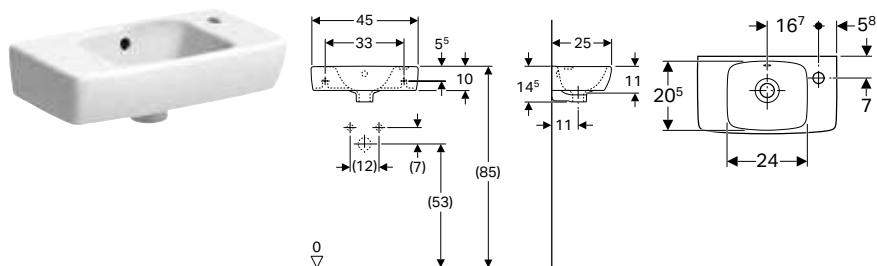
#### Accessories

- Geberit waste outlet with external push-button waste plug → p. 316
- Geberit waste outlet with internal push-button waste plug → p. 316
- Geberit waste outlet with waste plug and chain → p. 342
- Geberit bottle trap with dip tube, for washbasin, horizontal outlet → p. 343
- Geberit fastening set for handrinse basin → p. 317



- Geberit Selnova Square half pedestal only for washbasins 45 cm
- Geberit Selnova half pedestal only for handrinse basins 50 cm
- Geberit drain valve with waste plug and chain only for handrinse basins 45 cm with two tap holes

## Geberit Selnova Square handrinse basin, small projection



### Application purposes

- Suitable for installation in small bathrooms and guest WCs

### Characteristics

- Asymmetrical

### Technical data

Material	Vitreous china
----------	----------------

Art. no.	Surface / colour	B [cm]	H [cm]	T [cm]	Tap hole	Overflow	Shelf space
500.318.01.1	white	45	15	25	right	visible	left
500.319.01.1	white	45	15	25	left	visible	right

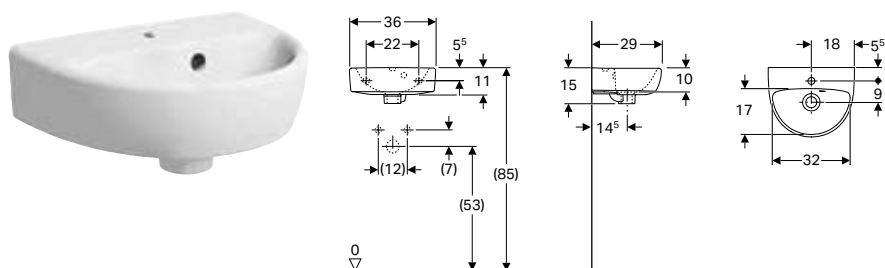
### Can be combined with

- Geberit Selnova Square full pedestal → p. 184
- Geberit Selnova cabinet for handrinse basin, with one door → p. 186

### Accessories

- Geberit waste outlet with external push-button waste plug → p. 316
- Geberit waste outlet with internal push-button waste plug → p. 316
- Geberit bottle trap with dip tube, for washbasin, horizontal outlet → p. 343
- Geberit fastening set for handrinse basin → p. 317

## Geberit Selnova handrinse basin, asymmetrical overflow



### Technical data

Material	Vitreous china
----------	----------------

### Characteristics

- Asymmetrical overflow

Art. no.	Surface / colour	B [cm]	H [cm]	T [cm]	Tap hole	Overflow
500.320.01.1	white	36	15	29	centred	visible

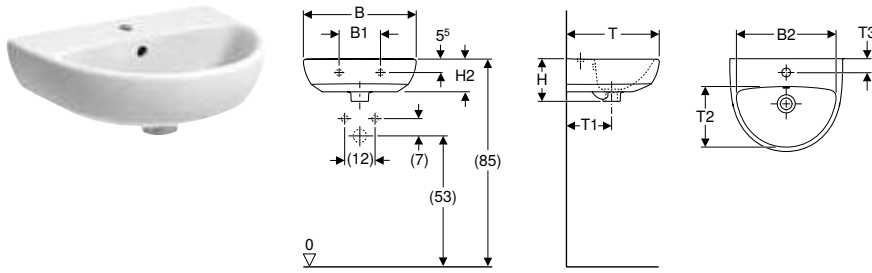
### Accessories

- Geberit waste outlet with external push-button waste plug → p. 316
- Geberit waste outlet with internal push-button waste plug → p. 316
- Geberit bottle trap with dip tube, for washbasin, horizontal outlet → p. 343
- Geberit waste outlet with waste plug and chain → p. 342
- Geberit fastening set for handrinse basin → p. 317



- Geberit drain valve with waste plug and chain only for handrinse basins with two tap holes

## Geberit Selnova handrinse basin



### Technical data

Material		Vitreous china												
Art. no.	Surface / colour	B [cm]	B1 [cm]	B2 [cm]	H [cm]	H1 [cm]	H2 [cm]	H3 [cm]	T [cm]	T1 [cm]	T2 [cm]	T3 [cm]	Tap hole	Overflow
500.324.01.1	white	45	16.5	39.5	17	83	13	77.5	37	18	24	5.5 centred	visible	
500.294.01.1	white	50	23	42.7	18	84	14.2	78.4	41	19.5	26	- without	visible	
500.295.01.1	white	50	23	42.7	18	84	14.2	78.4	41	19.5	26	6.5 centred	visible	

### Can be combined with

- Geberit Selnova half pedestal → p. 185
- Geberit Selnova full pedestal → p. 184

### Accessories

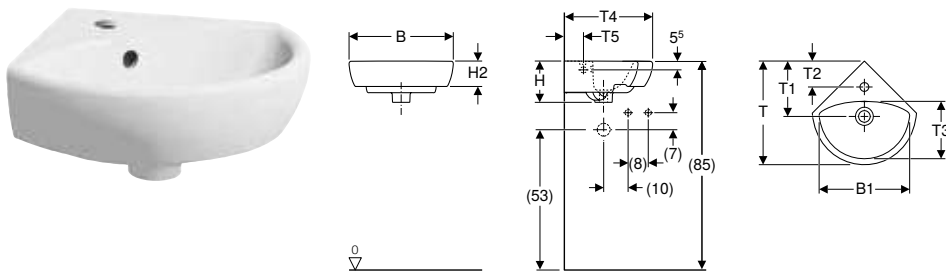
- Geberit waste outlet with external push-button waste plug → p. 316
- Geberit waste outlet with internal push-button waste plug → p. 316
- Geberit waste outlet with waste plug and chain → p. 342
- Geberit bottle trap with dip tube, for washbasin, horizontal outlet → p. 343
- Geberit fastening set for handrinse basin → p. 317



- Geberit Smyle half pedestal only for washbasins 45 cm
- Geberit Selnova half pedestal only for handrinse basins 50 cm
- Geberit drain valve with waste plug and chain only for handrinse basins with two tap holes

## Corner handrinse basins

### Geberit Selnova corner handrinse basin



### Application purposes

- For corner installation

### Technical data

Material		Vitreous china												
Art. no.	Surface / colour	B [cm]	B1 [cm]	H [cm]	H1 [cm]	H2 [cm]	T [cm]	T1 [cm]	T2 [cm]	T3 [cm]	T4 [cm]	T5 [cm]	Tap hole	Overflow
500.326.01.1	white	41.4	36	16.4	58	10	41.2	22	10.3	22.5	35	9.1 centred	visible	
500.327.01.1	white	59	53	17.8	55	13	56	28.3	16.5	31.5	50	14.5 centred	visible	

### Can be combined with

- Geberit Selnova full pedestal → p. 184

### Accessories

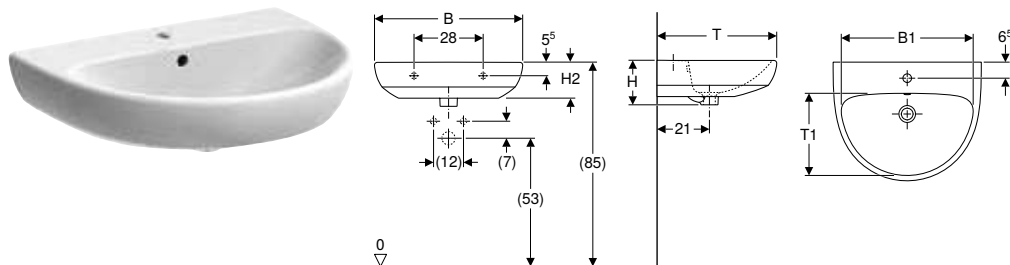
- Geberit waste outlet with external push-button waste plug → p. 316
- Geberit waste outlet with internal push-button waste plug → p. 316
- Geberit bottle trap with dip tube, for washbasin, horizontal outlet → p. 343
- Geberit fastening set for handrinse basin → p. 317



- Geberit Selnova full pedestal only for corner handrinse basins 50 cm

## Washbasins

### Geberit Selnova washbasin



#### Technical data

Material	Vitreous china
----------	----------------

Art. no.	Surface / colour	B [cm]	B1 [cm]	H [cm]	H1 [cm]	H2 [cm]	H3 [cm]	T [cm]	T1 [cm]	Tap hole	Overflow
500.304.01.1	white	55	47.5	18	84	14.5	78.5	44	29	without	visible
500.315.01.1	white	55	47.5	18	84	14.5	78.5	44	29	centred	visible
500.305.01.1	white	60	53.5	18	83	14.5	77.5	48	33	centred	visible
500.297.01.1	white	65	58	18.5	85.5	15	80	50	35	centred	visible

#### Can be combined with

- Geberit Selnova half pedestal → p. 185
- Geberit Selnova full pedestal → p. 184

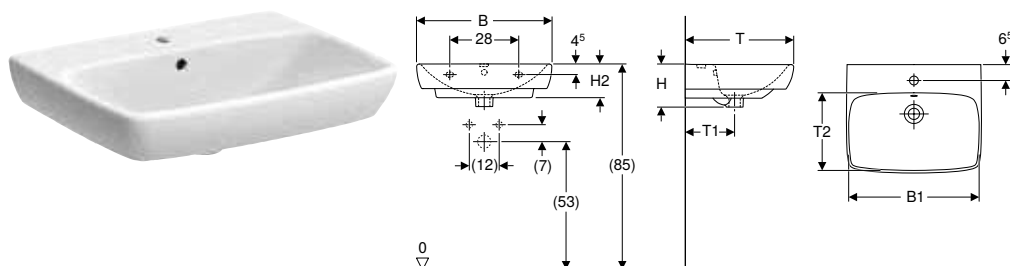
#### Accessories

- Geberit waste outlet with external push-button waste plug → p. 316
- Geberit waste outlet with internal push-button waste plug → p. 316
- Geberit bottle trap with dip tube, for washbasin, horizontal outlet → p. 343
- Geberit waste outlet with waste plug and chain → p. 342
- Geberit fastening set for washbasins → p. 314



- Geberit drain valve with waste plug and chain only for washbasins with two tap holes

### Geberit Selnova Square washbasin



#### Technical data

Material	Vitreous china
----------	----------------

Art. no.	Surface / colour	B [cm]	B1 [cm]	Cabinet width [cm]	H [cm]	H1 [cm]	H2 [cm]	H3 [cm]	T [cm]	T1 [cm]	T2 [cm]	Tap hole	Overflow
500.290.01.1	white	55	47.5	46.4	17	83	14	78.5	44	20	29	centred	visible
500.291.01.1	white	55	47.5	46.4	17	83	14	78.5	44	20	29	without	visible
500.300.01.1	white	60	54.5	49.3	18	85	14.5	79.5	46	21	30.5	centred	visible
500.299.01.1	white	65	61	54.4	18	85	14.5	79.5	48	21	32	centred	visible



**Can be combined with**

- Geberit Selnova Square full pedestal → p. 184
- Geberit Selnova half pedestal → p. 185
- Geberit Selnova full pedestal → p. 184
- Geberit Selnova cabinet for washbasin, with one door → p. 186

**Accessories**

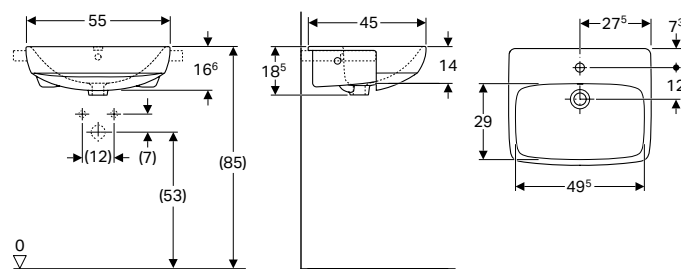
- Geberit waste outlet with external push-button waste plug → p. 316
- Geberit waste outlet with internal push-button waste plug → p. 316
- Geberit bottle trap with dip tube, for washbasin, horizontal outlet → p. 343
- Geberit fastening set for washbasins → p. 314



- Geberit Selnova Square full pedestal only for washbasins 55–60 cm
- Geberit Selnova full pedestal only for washbasins 65 cm

## Semirecessed washbasins

### Geberit Selnova Square semirecessed washbasin



**Application purposes**

- For mounting in washtops

**Scope of delivery**

- Fastening material

**Technical data**

Material	Vitreous china
----------	----------------

Art. no.	Surface / colour	B [cm]	H [cm]	T [cm]	Tap hole	Overflow
500.313.01.1	white	55	18.5	44	centred	visible

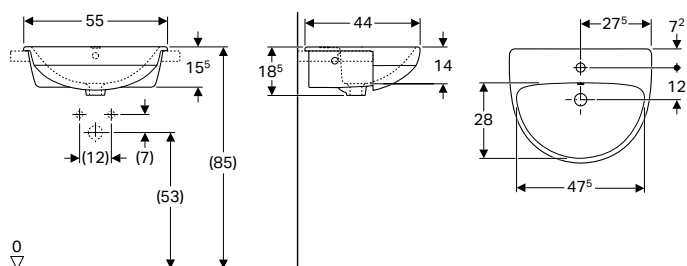
**Accessories**

- Geberit waste outlet with external push-button waste plug → p. 316
- Geberit waste outlet with internal push-button waste plug → p. 316
- Geberit bottle trap with dip tube, for washbasin, horizontal outlet → p. 343
- Geberit waste outlet with waste plug and chain → p. 342



- Geberit drain valve with waste plug and chain only for semirecessed washbasins with two tap holes

### Geberit Selnova semirecessed washbasin



**Application purposes**

- For mounting in washtops

**Scope of delivery**

- Fastening material

**Technical data**

Material	Vitreous china
----------	----------------

Art. no.	Surface / colour	B [cm]	H [cm]	T [cm]	Tap hole	Overflow
500.311.01.1	white	55	18.5	44	centred	visible

#### Accessories

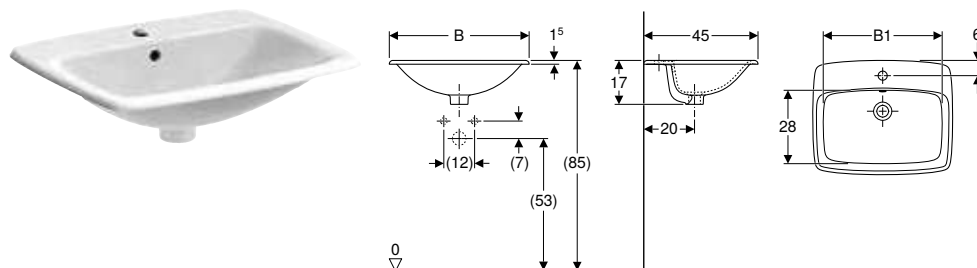
- Geberit waste outlet with external push-button waste plug → p. 316
- Geberit waste outlet with internal push-button waste plug → p. 316
- Geberit bottle trap with dip tube, for washbasin, horizontal outlet → p. 343
- Geberit waste outlet with waste plug and chain → p. 342



- Geberit drain valve with waste plug and chain only for semirecessed washbasins with two tap holes

## Countertop washbasins

### Geberit Selnova Square countertop washbasin



#### Application purposes

- For mounting in washtops

#### Scope of delivery

- Fastening material

#### Technical data

Material	Vitreous china
----------	----------------

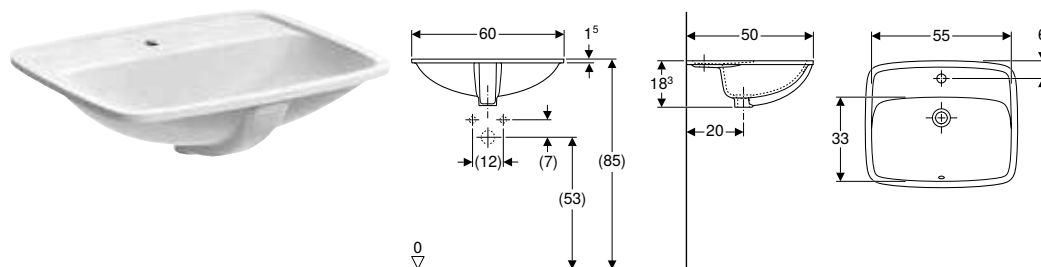
Art. no.	Surface / colour	B [cm]	B1 [cm]	H [cm]	T [cm]	Tap hole	Overflow
500.306.01.1	white	55	46	17.3	45	centred	visible
500.307.01.1	white	60	50	17.3	45	centred	visible

#### Accessories

- Geberit waste outlet with external push-button waste plug → p. 316
- Geberit waste outlet with internal push-button waste plug → p. 316
- Geberit bottle trap with dip tube, for washbasin, horizontal outlet → p. 343

## Under-countertop washbasins

### Geberit Selnova Square under-countertop washbasin



#### Technical data

Material	Vitreous china
----------	----------------

#### Scope of delivery

- Fastening material

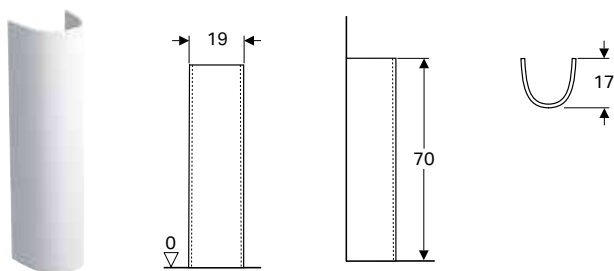
Art. no.	Surface / colour	B [cm]	B1 [cm]	H [cm]	T [cm]	T1 [cm]	Tap hole	Overflow
500.308.01.1	white	60	55	18.3	50	33	centred	visible

#### Accessories

- Geberit waste outlet with external push-button waste plug → p. 316
- Geberit waste outlet with internal push-button waste plug → p. 316
- Geberit bottle trap with dip tube, for washbasin, horizontal outlet → p. 343

## Pedestals

### Geberit Selnova full pedestal



#### Technical data

Material	Vitreous china
----------	----------------

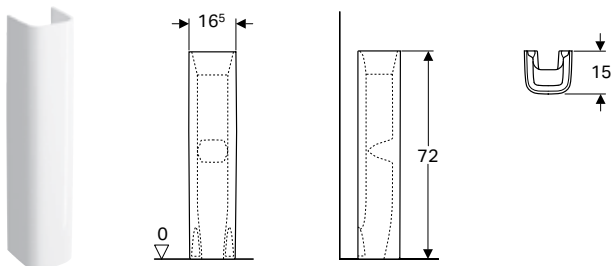
Art. no. Surface / colour

500.341.01.1 white

#### Can be combined with

- Geberit Smyle Square washbasin → p. 149
- Geberit Smyle washbasin → p. 149
- Geberit Selnova handrinse basin → p. 180
- Geberit Selnova Comfort washbasin, barrier-free → p. 210
- Geberit Selnova washbasin → p. 181
- Geberit Selnova Square washbasin → p. 181
- Geberit Selnova corner handrinse basin → p. 180

### Geberit Selnova Square full pedestal



#### Technical data

Material	Vitreous china
----------	----------------

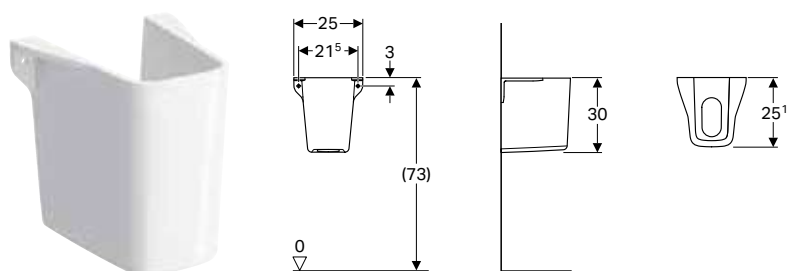
Art. no. Surface / colour

500.342.01.1 white

#### Can be combined with

- Geberit Smyle Square handrinse basin, asymmetrical overflow → p. 148
- Geberit Smyle Square washbasin → p. 149
- Geberit Selnova Square washbasin → p. 181
- Geberit Selnova Square handrinse basin, asymmetrical overflow → p. 178
- Geberit Selnova Square handrinse basin, small projection → p. 179
- Geberit Selnova Square handrinse basin → p. 178
- Geberit Smyle Square handrinse basin → p. 148

## Geberit Selnova Square half pedestal for handrinse basins



### Application purposes

- For handrinse basins

### Technical data

Material	Vitreous china
----------	----------------

Art. no.          Surface / colour

500.328.01.1    white

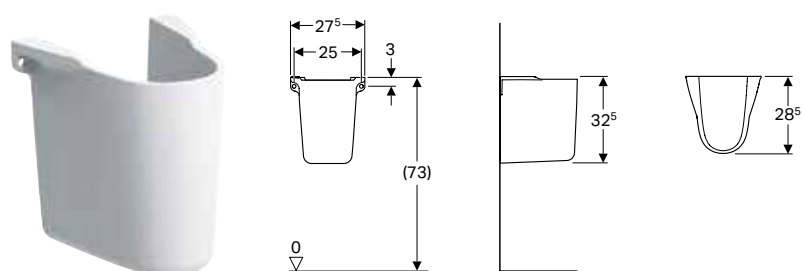
### To order additionally

- Fastening material

### Can be combined with

- Geberit Selnova Square handrinse basin → p. 178

## Geberit Selnova half pedestal



### Technical data

Material	Vitreous china
----------	----------------

Art. no.          Surface / colour

500.329.01.1    white

### To order additionally

- Fastening material

### Can be combined with

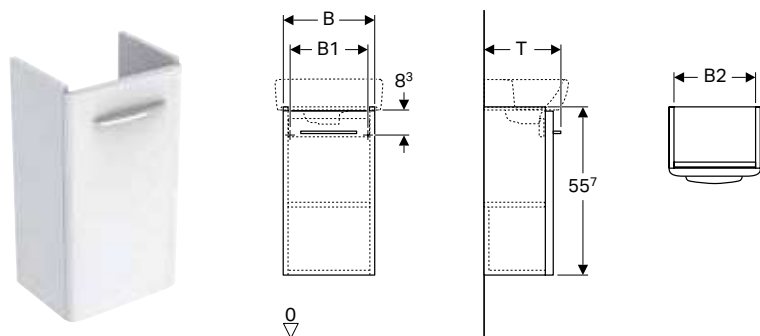
- Geberit Selnova handrinse basin → p. 180
- Geberit Selnova Comfort washbasin, barrier-free → p. 210
- Geberit Selnova washbasin → p. 181
- Geberit Selnova Square washbasin → p. 181
- Geberit Selnova Square handrinse basin → p. 178



## Bathroom furniture

### Washbasin cabinets

#### Geberit Selnova cabinet for handrinse basin, with one door



#### Technical data

Material	High-compressed three-layer chipboard
----------	---------------------------------------

#### Characteristics

- Wall-hung
- With one door
- Opening via handle
- Door with soft closing
- With one fixed shelf
- Left or right hinge side
- Moisture-resistant
- Delivered pre-assembled

#### Scope of delivery

- Fastening material
- Handle

Art. no.	Surface / colour	B [cm]	B1 [cm]	B2 [cm]	H [cm]	T [cm]
500.158.01.1	high-gloss coated / white	30.3	25.8	27.1	55.7	25.4
500.176.01.1	high-gloss coated / white	37.6	32.9	34.4	55.7	32.9
500.183.01.1	high-gloss coated / white	39.6	32.9	34.4	55.7	22.6
500.177.01.1	high-gloss coated / white	41.8	37	38.6	55.7	38.6

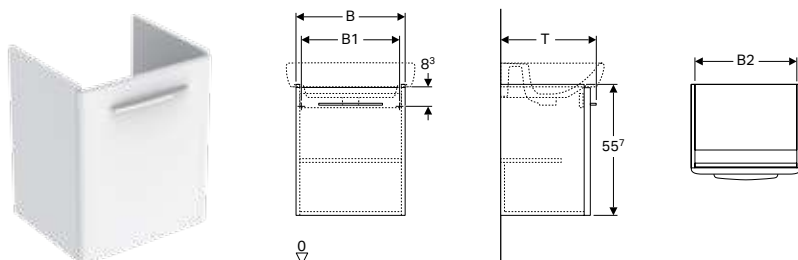
#### Can be combined with

- Geberit Selnova Square handrinse basin → p. 178
- Geberit Selnova Square handrinse basin, asymmetrical overflow → p. 178
- Geberit Selnova Square handrinse basin, small projection → p. 179
- Geberit Selnova mirror cabinet, one door and one pull-down door → p. 188
- Geberit Selnova mirror cabinet, one door and two pull-down doors → p. 189

#### Accessories

- Geberit Selnova set of feet → p. 190
- Geberit Selnova towel hook → p. 190

#### Geberit Selnova cabinet for washbasin, with one door



#### Technical data

Material	High-compressed three-layer chipboard
----------	---------------------------------------

#### Characteristics

- Wall-hung
- With one door
- Opening via handle
- Door with soft closing
- With one fixed shelf
- Left or right hinge side
- Moisture-resistant
- Delivered pre-assembled

#### Scope of delivery

- Fastening material
- Handle

Art. no.	Surface / colour	B [cm]	B1 [cm]	B2 [cm]	H [cm]	T [cm]
500.178.01.1	high-gloss coated / white	46.4	41.8	32.2	55.7	40.6
500.179.01.1	high-gloss coated / white	49.3	44.8	46.1	55.7	42.6
500.180.01.1	high-gloss coated / white	54.4	49.9	54.2	55.7	44.6

#### Can be combined with

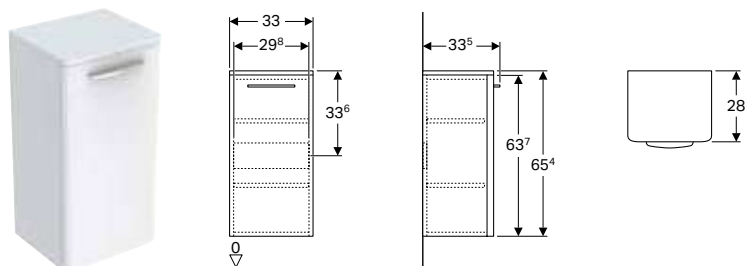
- Geberit Selnova Square washbasin → p. 181
- Geberit Selnova mirror cabinet, one door and one pull-down door → p. 188
- Geberit Selnova mirror cabinet, one door and two pull-down doors → p. 189

#### Accessories

- Geberit Selnova set of feet → p. 190
- Geberit Selnova towel hook → p. 190

## Side cabinets

### Geberit Selnova low cabinet with one door



#### Technical data

Material	High-compressed three-layer chipboard
----------	---------------------------------------

#### Characteristics

- Wall-hung
- With one door
- Opening via handle
- Door with soft closing
- With two movable shelves
- Left or right hinge side
- Moisture-resistant
- Delivered pre-assembled

#### Scope of delivery

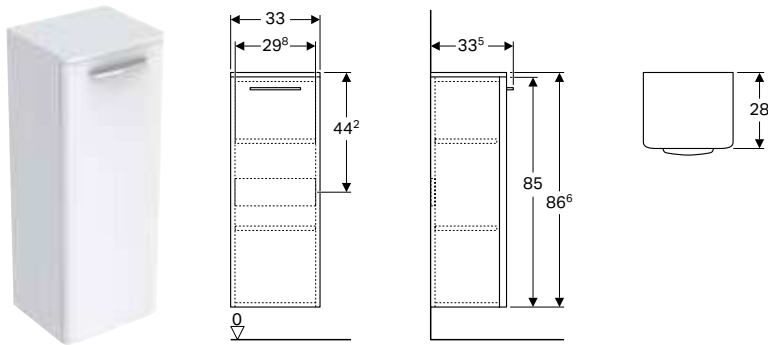
- Fastening material
- Handle

Art. no.	Surface / colour	B [cm]	H [cm]	T [cm]
500.181.01.1	high-gloss coated / white	33	65.4	33.5

#### Accessories

- Geberit Selnova set of feet → p. 190
- Geberit Selnova towel hook → p. 190

**Geberit Selnova medium cabinet with one door**



**Technical data**

Material	High-compressed three-layer chipboard
----------	---------------------------------------

**Characteristics**

- Wall-hung
- With one door
- Opening via handle
- Door with soft closing
- With two movable shelves
- Left or right hinge side
- Moisture-resistant
- Delivered pre-assembled

**Scope of delivery**

- Fastening material
- Handle

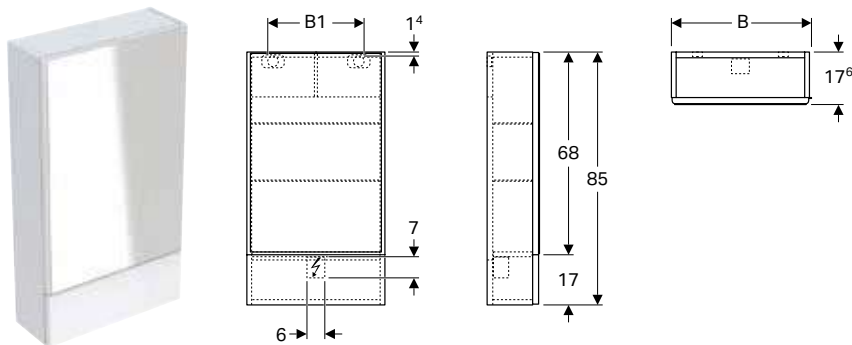
Art. no.	Surface / colour	B [cm]	H [cm]	T [cm]
500.182.01.1	high-gloss coated / white	33	86.6	33.5

**Accessories**

- Geberit Selnova set of feet → p. 190
- Geberit Selnova towel hook → p. 190

**Mirror cabinets**

**Geberit Selnova mirror cabinet, one door and one pull-down door**



**Technical data**

Material	High-compressed three-layer chipboard
----------	---------------------------------------

**Characteristics**

- Wall-hung
- With one door and one pull-down door
- Door with soft closing
- Pull-down door with push-to-open
- With two movable shelves
- Left or right hinge side
- Delivered pre-assembled

**Scope of delivery**

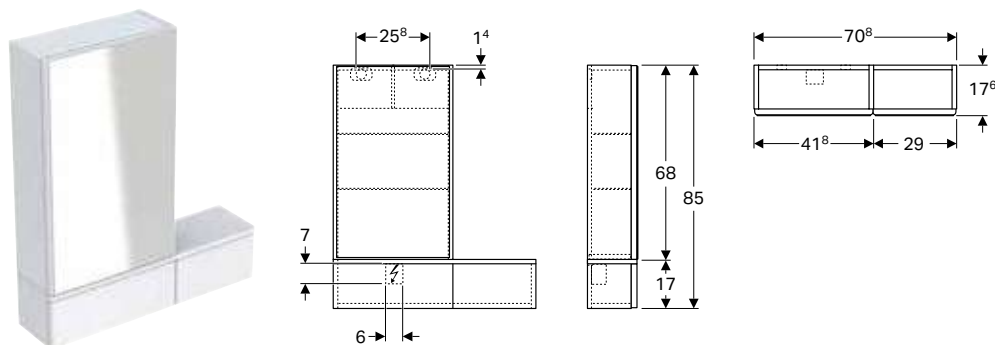
- Fastening material
- 2 movable shelves

Art. no.	Surface / colour	B [cm]	B1 [cm]	H [cm]	T [cm]
500.155.01.1	glossy / white	41.8	42.4	85	17.6
500.156.01.1	glossy / white	47	32.4	85	17.6
500.157.01.1	glossy / white	49.3	32.4	85	17.6

#### Accessories

- Geberit Selnova towel hook → p. 190
- Geberit Selnova wall panel → p. 207

### Geberit Selnova mirror cabinet, one door and two pull-down doors



#### Technical data

Material	High-compressed three-layer chipboard
----------	---------------------------------------

#### Scope of delivery

- Fastening material
- 2 movable shelves

#### Characteristics

- Wall-hung
- With one door and two pull-down doors
- Door with soft closing
- Pull-down door with push-to-open
- With two movable shelves
- Left or right hinge side
- Delivered pre-assembled

Art. no.	Surface / colour	B [cm]	B1 [cm]	H [cm]	T [cm]
500.185.01.1	white	70.8	25.8	85	17.6
500.186.01.1	white	70.8	25.8	85	17.6

#### Accessories

- Geberit Selnova towel hook → p. 190
- Geberit Selnova wall panel → p. 207

### Geberit Selnova set of mirror cabinet with washbasin cabinet and wall panel



#### Scope of delivery

- (500.155.01.1)
- (500.177.01.1)
- (500.191.01.1)

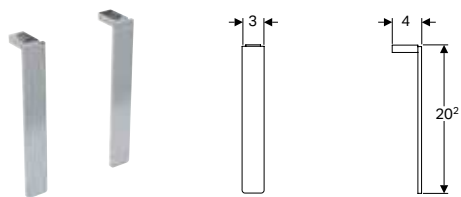
Art. no.	Surface / colour
500.189.01.1	white

#### Accessories

- Geberit Selnova set of feet → p. 190
- Geberit Selnova towel hook → p. 190

## Accessories

### Geberit Selnova set of feet



#### Technical data

Material	Aluminium
----------	-----------

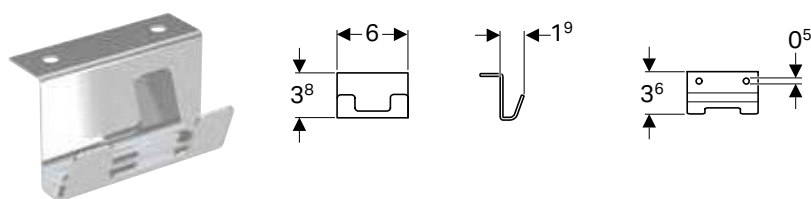
#### Scope of delivery

- Set of 2 pieces

Art. no.	Surface / colour
----------	------------------

500.199.21.1	bright chrome-plated
--------------	----------------------

### Geberit Selnova towel hook



#### Technical data

Material	Steel
----------	-------

#### Scope of delivery

- Fastening material

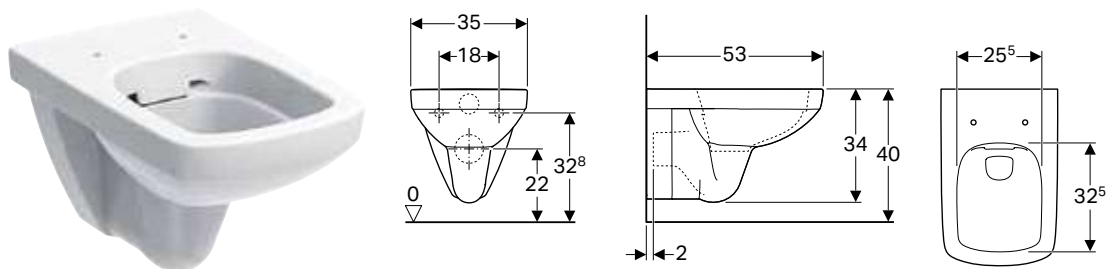
Art. no.	Surface / colour
----------	------------------

500.193.21.1	bright chrome-plated
--------------	----------------------

## WCs

### Wall-hung WCs

#### Geberit Selnova Square wall-hung WC, washdown, Rimfree



#### Application purposes

- For concealed cisterns
- For pressure flushing valves

#### Technical data

Material	Vitreous china
----------	----------------

#### Characteristics

- Wall-hung
- Washdown WC
- Rimfree
- Class 1, full flush volume 6 / 4 l, in accordance with EN 997
- Class 2 in accordance with EN 997

Art. no.	Surface / colour
----------	------------------

500.275.01.1	white	B [cm]	H [cm]	T [cm]
		35	34	53

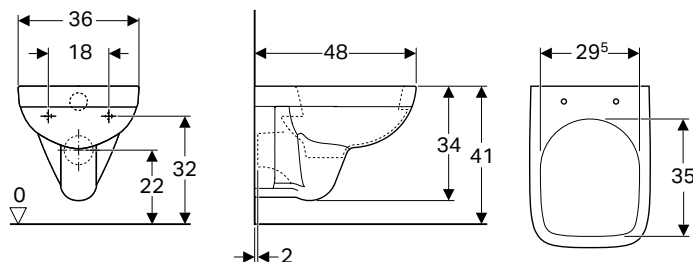
#### To order additionally

- WC seat

#### Can be combined with

- Geberit Selnova Square WC seat → p. 200
- Geberit Selnova Square WC seat, quick-release hinges → p. 199

## Geberit Selnova Square wall-hung WC, washdown, small projection



### Application purposes

- For concealed cisterns
- For pressure flushing valves
- Suitable for installation in small bathrooms and guest WCs

### Characteristics

- Wall-hung
- Washdown WC
- With flush rim
- Class 1, full flush volume 6 / 4 l, in accordance with EN 997
- Class 2 in accordance with EN 997
- Small projection

### Technical data

Material	Vitreous china
----------	----------------

Art. no.	Surface / colour	B [cm]	H [cm]	T [cm]
500.263.01.1	white	36	34	48

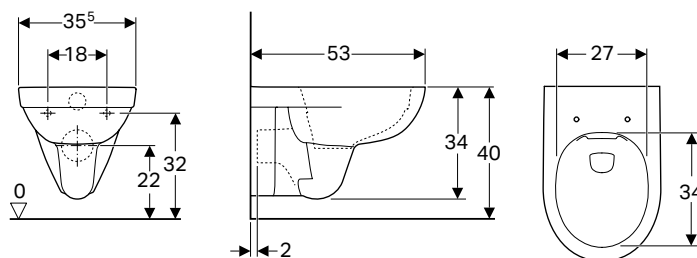
### To order additionally

- WC seat

### Can be combined with

- Geberit Selnova Square WC seat → p. 200
- Geberit Selnova Square WC seat, quick-release hinges → p. 199

## Geberit Selnova wall-hung WC, washdown, Rimfree



### Application purposes

- For concealed cisterns
- For pressure flushing valves

### Characteristics

- Wall-hung
- Washdown WC
- Rimfree
- Class 1, full flush volume 6 / 4 l, in accordance with EN 997
- Class 2 in accordance with EN 997

### Technical data

Material	Vitreous china
----------	----------------

Art. no.	Surface / colour	B [cm]	H [cm]	T [cm]
500.265.01.1	white	35.5	34	53

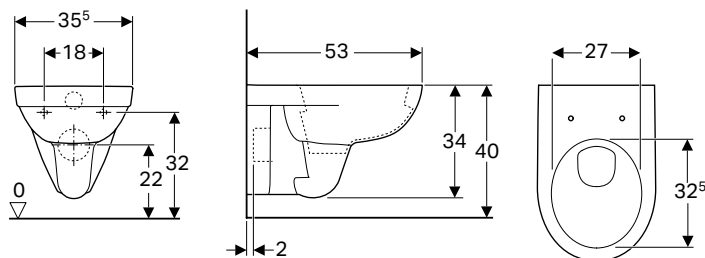
### To order additionally

- WC seat

### Can be combined with

- Geberit Selnova WC seat, hinges made of plastic → p. 198
- Geberit Selnova WC seat → p. 200
- Geberit Selnova WC seat, quick-release hinges → p. 200
- Geberit Selnova WC seat, seat ring for children → p. 199
- Geberit Selnova Comfort WC seat ring → p. 201

### Geberit Selnova wall-hung WC, washdown



**Application purposes**

- For concealed cisterns
- For pressure flushing valves

**Technical data**

Material	Vitreous china
----------	----------------

**Characteristics**

- Wall-hung
- Washdown WC
- With flush rim
- Class 1, full flush volume 6 / 4 l, in accordance with EN 997
- Class 2 in accordance with EN 997

Art. no.	Surface / colour	B [cm]	H [cm]	T [cm]
500.260.01.1	white	35.5	34	53

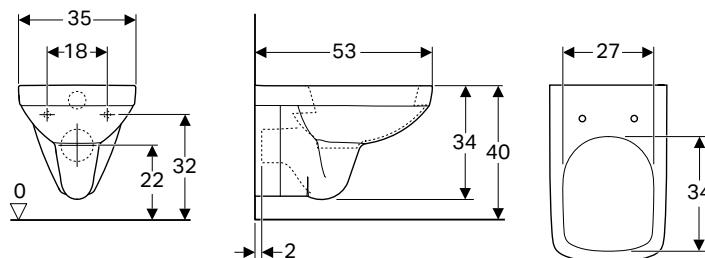
**To order additionally**

- WC seat

**Can be combined with**

- Geberit Selnova WC seat, hinges made of plastic → p. 198
- Geberit Selnova WC seat → p. 200
- Geberit Selnova WC seat, quick-release hinges → p. 200
- Geberit Selnova WC seat, seat ring for children → p. 199
- Geberit Selnova Comfort WC seat ring → p. 201

### Geberit Selnova Square wall-hung WC, washdown



**Application purposes**

- For concealed cisterns
- For pressure flushing valves

**Technical data**

Material	Vitreous china
----------	----------------

**Characteristics**

- Wall-hung
- Washdown WC
- With flush rim
- Class 1, full flush volume 6 / 4 l, in accordance with EN 997
- Class 2 in accordance with EN 997

Art. no.	Surface / colour	B [cm]	H [cm]	T [cm]
500.270.01.1	white	35	34	53

**To order additionally**

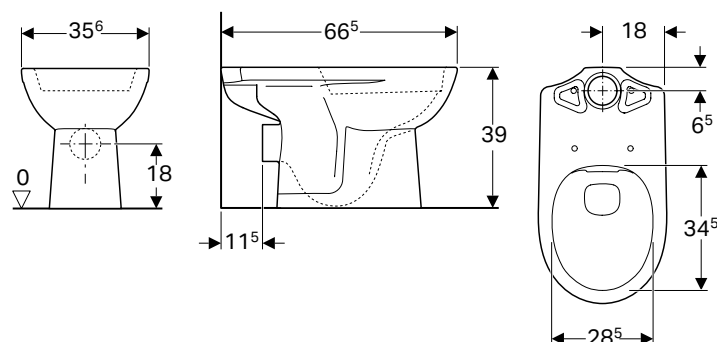
- WC seat

**Can be combined with**

- Geberit Selnova Square WC seat → p. 200
- Geberit Selnova Square WC seat, quick-release hinges → p. 199

## Floor-standing WCs

### Geberit Selnova floor-standing WC for close-coupled exposed cistern, washdown, Rimfree



#### Application purposes

- For close-coupled exposed cistern

#### Technical data

Material	Vitreous china
----------	----------------

Art. no.	Surface / colour	B [cm]	H [cm]	T [cm]
500.283.01.1	white	35.6	39	66.5

#### Characteristics

- Floor-standing
- Washdown WC
- Rimfree
- Horizontal outlet

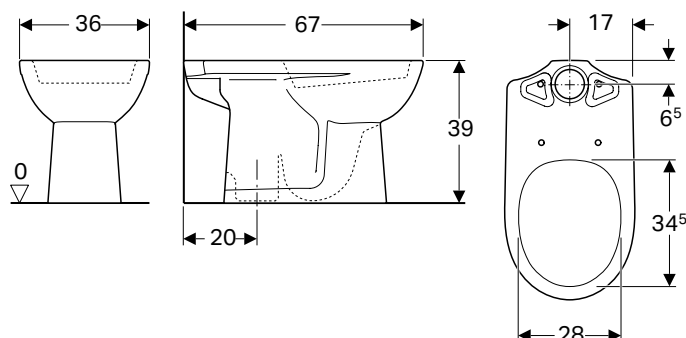
#### To order additionally

- Cistern
- WC seat

#### Can be combined with

- Geberit Selnova Square exposed cistern, close-coupled, dual flush, bottom water supply connection → p. 202
- Geberit Selnova Square exposed cistern, close-coupled, dual flush, lateral water supply connection → p. 202
- Geberit Selnova exposed cistern, close-coupled, dual flush, bottom water supply connection → p. 203
- Geberit Selnova exposed cistern, close-coupled, dual flush, lateral water supply connection → p. 203
- Geberit Selnova WC seat, hinges made of plastic → p. 198
- Geberit Selnova WC seat → p. 200
- Geberit Selnova WC seat, quick-release hinges → p. 200
- Geberit Selnova WC seat, seat ring for children → p. 199

### Geberit Selnova floor-standing WC for close-coupled exposed cistern, washdown, vertical outlet



#### Application purposes

- For close-coupled exposed cistern

#### Technical data

Material	Vitreous china
----------	----------------

Art. no.	Surface / colour	B [cm]	H [cm]	T [cm]
500.281.01.1	white	36	39	67

#### Characteristics

- Floor-standing
- Washdown WC
- With flush rim
- Vertical outlet
- Class 1, full flush volume 6 l, in accordance with EN 997
- Class 2 in accordance with EN 997

#### To order additionally

- Cistern
- WC seat

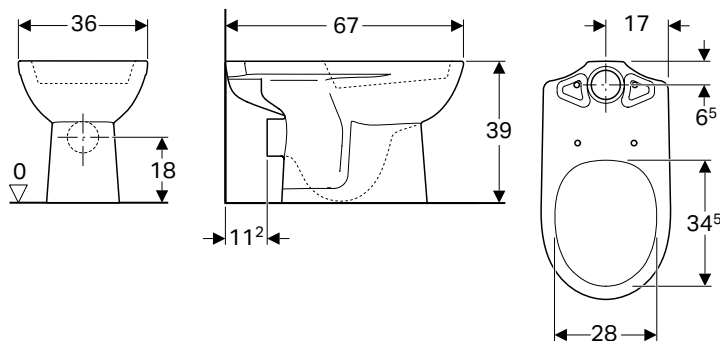




**Can be combined with**

- Geberit Selnova Square exposed cistern, close-coupled, dual flush, bottom water supply connection → p. 202
- Geberit Selnova Square exposed cistern, close-coupled, dual flush, lateral water supply connection → p. 202
- Geberit Selnova exposed cistern, close-coupled, dual flush, bottom water supply connection → p. 203
- Geberit Selnova exposed cistern, close-coupled, dual flush, lateral water supply connection → p. 203
- Geberit Selnova WC seat, hinges made of plastic → p. 198
- Geberit Selnova WC seat → p. 200
- Geberit Selnova WC seat, quick-release hinges → p. 200
- Geberit Selnova WC seat, seat ring for children → p. 199

**Geberit Selnova floor-standing WC for close-coupled exposed cistern, washdown, horizontal outlet**



**Application purposes**

- For close-coupled exposed cistern

**Technical data**

Material	Vitreous china
----------	----------------

**Characteristics**

- Floor-standing
- Washdown WC
- With flush rim
- Horizontal outlet

Art. no.	Surface / colour	B [cm]	H [cm]	T [cm]
500.282.01.1	white	36	39	67

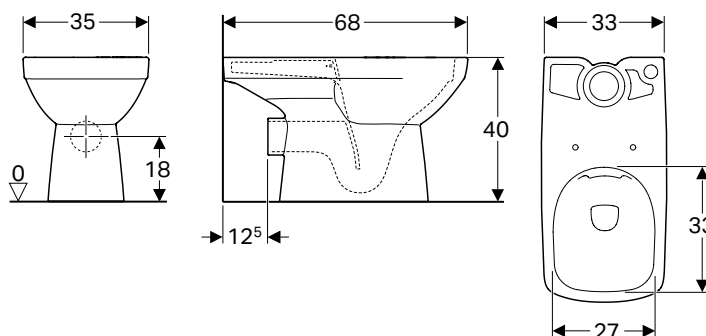
**To order additionally**

- Cistern
- WC seat

**Can be combined with**

- Geberit Selnova Square exposed cistern, close-coupled, dual flush, bottom water supply connection → p. 202
- Geberit Selnova Square exposed cistern, close-coupled, dual flush, lateral water supply connection → p. 202
- Geberit Selnova exposed cistern, close-coupled, dual flush, bottom water supply connection → p. 203
- Geberit Selnova exposed cistern, close-coupled, dual flush, lateral water supply connection → p. 203
- Geberit Selnova WC seat, hinges made of plastic → p. 198
- Geberit Selnova WC seat → p. 200
- Geberit Selnova WC seat, quick-release hinges → p. 200
- Geberit Selnova WC seat, seat ring for children → p. 199

**Geberit Selnova Square floor-standing WC for close-coupled exposed cistern, washdown, square design, semi-shrouded, Rimfree**



**Application purposes**

- For close-coupled exposed cistern

**Technical data**

Material	Vitreous china
----------	----------------

**Characteristics**

- Floor-standing
- Washdown WC
- Rimfree
- Horizontal outlet
- Semi-shrouded

**Scope of delivery**

- Fastening material

Art. no.	Surface / colour	B [cm]	H [cm]	T [cm]
500.152.01.1	white	35	40	68

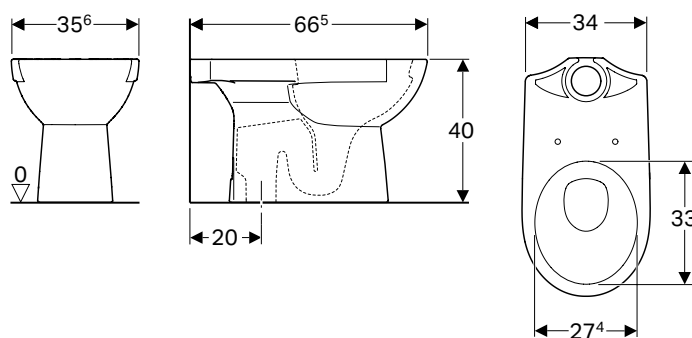
**To order additionally**

- Cistern
- WC seat

**Can be combined with**

- Geberit Selnova Square exposed cistern, close-coupled, dual flush, bottom water supply connection → p. 202
- Geberit Selnova Square exposed cistern, close-coupled, dual flush, lateral water supply connection → p. 202
- Geberit Selnova Square WC seat → p. 200
- Geberit Selnova Square WC seat, quick-release hinges → p. 199

**Geberit Selnova floor-standing WC for close-coupled exposed cistern, washdown, vertical outlet, semi-shrouded**



**Application purposes**

- For close-coupled exposed cistern

**Technical data**

Material	Vitreous china
----------	----------------

**Characteristics**

- Floor-standing
- Washdown WC
- With flush rim
- Vertical outlet
- Semi-shrouded

**Scope of delivery**

- Fastening material

Art. no.	Surface / colour	B [cm]	H [cm]	T [cm]
500.151.01.1	white	35.6	40	66.5

**To order additionally**

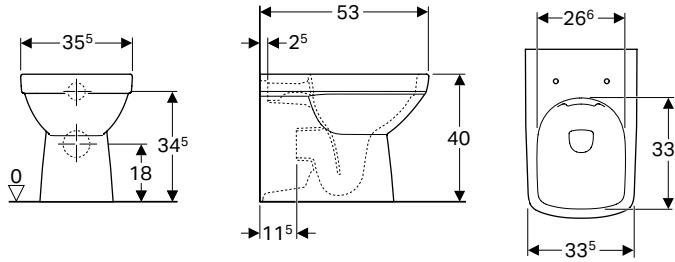
- Cistern
- WC seat



**Can be combined with**

- Geberit Selnova Square exposed cistern, close-coupled, dual flush, bottom water supply connection → p. 202
- Geberit Selnova Square exposed cistern, close-coupled, dual flush, lateral water supply connection → p. 202
- Geberit Selnova exposed cistern, close-coupled, dual flush, bottom water supply connection → p. 203
- Geberit Selnova exposed cistern, close-coupled, dual flush, lateral water supply connection → p. 203
- Geberit Selnova WC seat, hinges made of plastic → p. 198
- Geberit Selnova WC seat → p. 200
- Geberit Selnova WC seat, quick-release hinges → p. 200
- Geberit Selnova WC seat, seat ring for children → p. 199

**Geberit Selnova Square floor-standing WC, washdown, back-to-wall, square design, semi-shrouded, Rimfree**



**Technical data**

Material	Vitreous china
----------	----------------

**Characteristics**

- Floor-standing
- Back-to-wall
- Washdown WC
- Rimfree
- Horizontal or vertical outlet
- Semi-shrouded

**Scope of delivery**

- Fastening material

Art. no.	Surface / colour	B [cm]	H [cm]	T [cm]
500.153.01.1	white	35.5	40	53

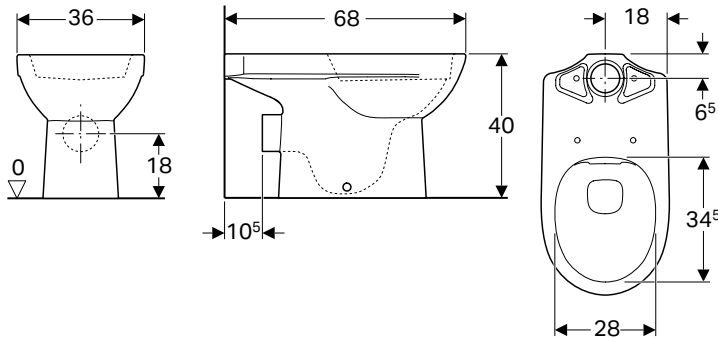
**To order additionally**

- WC seat

**Can be combined with**

- Geberit Selnova Square WC seat → p. 200
- Geberit Selnova Square WC seat, quick-release hinges → p. 199

**Geberit Selnova floor-standing WC for close-coupled exposed cistern, washdown, semi-shrouded, Rimfree**



**Application purposes**

- For close-coupled exposed cistern

**Technical data**

Material	Vitreous china
----------	----------------

**Characteristics**

- Floor-standing
- Washdown WC
- Rimfree
- Horizontal outlet
- Semi-shrouded

**Scope of delivery**

- Fastening material

Art. no.	Surface / colour	B [cm]	H [cm]	T [cm]
500.285.01.1	white	36	40	68

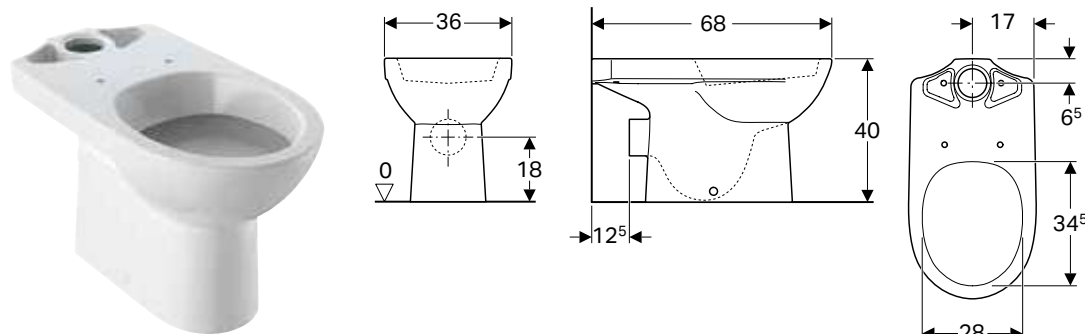
**To order additionally**

- Cistern
- WC seat

**Can be combined with**

- Geberit Selnova Square exposed cistern, close-coupled, dual flush, bottom water supply connection → p. 202
- Geberit Selnova Square exposed cistern, close-coupled, dual flush, lateral water supply connection → p. 202
- Geberit Selnova exposed cistern, close-coupled, dual flush, bottom water supply connection → p. 203
- Geberit Selnova exposed cistern, close-coupled, dual flush, lateral water supply connection → p. 203
- Geberit Selnova WC seat, hinges made of plastic → p. 198
- Geberit Selnova WC seat → p. 200
- Geberit Selnova WC seat, quick-release hinges → p. 200
- Geberit Selnova WC seat, seat ring for children → p. 199

**Geberit Selnova floor-standing WC for close-coupled exposed cistern, washdown, horizontal outlet, semi-shrouded**



**Application purposes**

- For close-coupled exposed cistern

**Technical data**

Material	Vitreous china
----------	----------------

**Characteristics**

- Floor-standing
- Washdown WC
- With flush rim
- Horizontal outlet
- Semi-shrouded

**Scope of delivery**

- Fastening material

Art. no.	Surface / colour	B [cm]	H [cm]	T [cm]
500.287.01.1	white	36	40	68

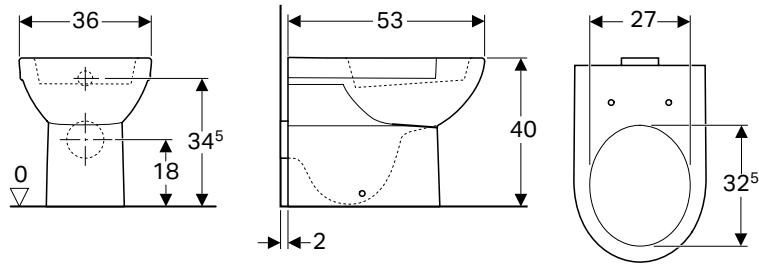
**To order additionally**

- Cistern
- WC seat

**Can be combined with**

- Geberit Selnova Square exposed cistern, close-coupled, dual flush, bottom water supply connection → p. 202
- Geberit Selnova Square exposed cistern, close-coupled, dual flush, lateral water supply connection → p. 202
- Geberit Selnova exposed cistern, close-coupled, dual flush, bottom water supply connection → p. 203
- Geberit Selnova exposed cistern, close-coupled, dual flush, lateral water supply connection → p. 203
- Geberit Selnova WC seat, hinges made of plastic → p. 198
- Geberit Selnova WC seat → p. 200
- Geberit Selnova WC seat, quick-release hinges → p. 200
- Geberit Selnova WC seat, seat ring for children → p. 199

**Geberit Selnova floor-standing WC, washdown, back-to-wall, semi-shrouded**



**Application purposes**

- For concealed cisterns

**Technical data**

Material	Vitreous china
----------	----------------

**Characteristics**

- Floor-standing
- Washdown WC
- With flush rim
- Horizontal outlet
- Class 2 in accordance with EN 997
- Class 1, full flush volume 6 l, in accordance with EN 997
- Semi-shrouded

**Scope of delivery**

- Fastening material

Art. no.	Surface / colour	B	H	T
		[cm]	[cm]	[cm]
500.286.01.1	white	36	40	53

**To order additionally**

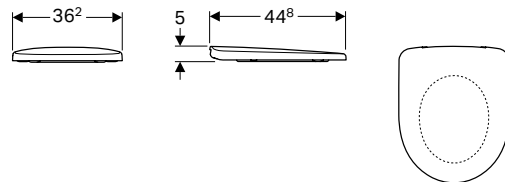
- WC seat

**Can be combined with**

- Geberit Selnova WC seat, hinges made of plastic → p. 198
- Geberit Selnova WC seat → p. 200
- Geberit Selnova WC seat, quick-release hinges → p. 200
- Geberit Selnova WC seat, seat ring for children → p. 199

**WC seats**

**Geberit Selnova WC seat, hinges made of plastic**



**Technical data**

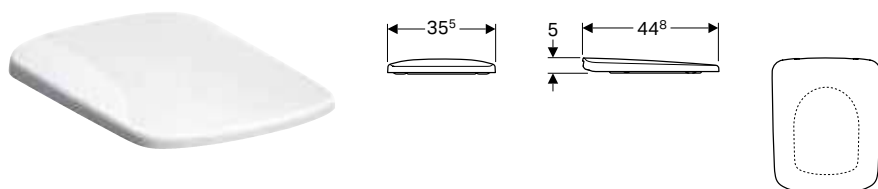
Material	Duroplast
----------	-----------

Art. no.	Surface / colour	Soft-closing mechanism	Fastening	Hinge material
500.330.01.1	white	no	from below	Plastic

**Can be combined with**

- Geberit Selnova floor-standing WC for close-coupled exposed cistern, washdown, horizontal outlet, semi-shrouded → p. 197
- Geberit Selnova floor-standing WC for close-coupled exposed cistern, washdown, vertical outlet → p. 193
- Geberit Selnova floor-standing WC for close-coupled exposed cistern, washdown, horizontal outlet → p. 194
- Geberit Selnova floor-standing WC for close-coupled exposed cistern, washdown, Rimfree → p. 193
- Geberit Selnova floor-standing WC for close-coupled exposed cistern, washdown, semi-shrouded, Rimfree → p. 196
- Geberit Selnova floor-standing WC, washdown, back-to-wall, semi-shrouded → p. 198
- Geberit Selnova wall-hung WC, washdown → p. 192
- Geberit Selnova wall-hung WC, washdown, Rimfree → p. 191
- Geberit Selnova floor-standing WC for close-coupled exposed cistern, washdown, vertical outlet, semi-shrouded → p. 195

## Geberit Selnova Square WC seat, quick-release hinges



### Technical data

Material	Duroplast
----------	-----------

### Characteristics

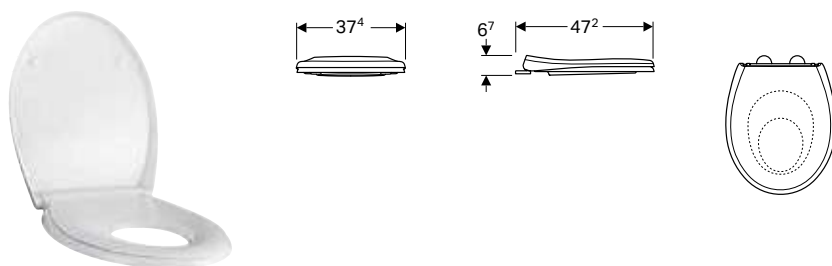
- Overlapping WC lid

Art. no.	Surface / colour	Quick-release hinges	Soft-closing mechanism	Fastening	Hinge material
500.336.01.1	white	yes	yes	from above	Brass chrome-plated

### Can be combined with

- Geberit Selnova Square wall-hung WC, washdown → p. 192
- Geberit Selnova Square wall-hung WC, washdown, Rimfree → p. 190
- Geberit Selnova Square wall-hung WC, washdown, small projection → p. 191
- Geberit Selnova Square floor-standing WC for close-coupled exposed cistern, washdown, square design, semi-shrouded, Rimfree → p. 195
- Geberit Selnova Square floor-standing WC, washdown, back-to-wall, square design, semi-shrouded, Rimfree → p. 196

## Geberit Selnova WC seat, seat ring for children



### Technical data

Material	Duroplast
----------	-----------

### Characteristics

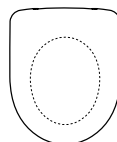
- Overlapping WC lid
- Adapted for the use of a child with a small seat ring
- Integrated magnets to secure the child seat ring in place

Art. no.	Surface / colour	Quick-release hinges	Soft-closing mechanism	Fastening	Hinge material
500.339.01.1	white	yes	yes	from above	Brass chrome-plated

### Can be combined with

- Geberit Selnova floor-standing WC for close-coupled exposed cistern, washdown, horizontal outlet, semi-shrouded → p. 197
- Geberit Selnova floor-standing WC for close-coupled exposed cistern, washdown, vertical outlet → p. 193
- Geberit Selnova floor-standing WC for close-coupled exposed cistern, washdown, horizontal outlet → p. 194
- Geberit Selnova floor-standing WC for close-coupled exposed cistern, washdown, Rimfree → p. 193
- Geberit Selnova floor-standing WC for close-coupled exposed cistern, washdown, semi-shrouded, Rimfree → p. 196
- Geberit Selnova floor-standing WC, washdown, back-to-wall, semi-shrouded → p. 198
- Geberit Selnova wall-hung WC, washdown → p. 192
- Geberit Selnova wall-hung WC, washdown, Rimfree → p. 191
- Geberit Selnova floor-standing WC for close-coupled exposed cistern, washdown, vertical outlet, semi-shrouded → p. 195
- Geberit Selnova Comfort floor-standing WC, washdown, raised, for close-coupled exposed cistern → p. 213

## Geberit Selnova WC seat, quick-release hinges



### Technical data

Material	Duroplast
----------	-----------

### Characteristics

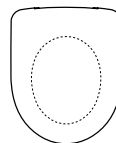
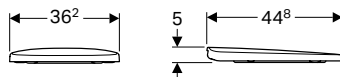
- Overlapping WC lid

Art. no.	Surface / colour	Quick-release hinges	Soft-closing mechanism	Fastening	Hinge material
500.335.01.1	white	yes	yes	from above	Brass chrome-plated

### Can be combined with

- Geberit Selnova floor-standing WC for close-coupled exposed cistern, washdown, horizontal outlet, semi-shrouded → p. 197
- Geberit Selnova floor-standing WC for close-coupled exposed cistern, washdown, vertical outlet → p. 193
- Geberit Selnova floor-standing WC for close-coupled exposed cistern, washdown, horizontal outlet → p. 194
- Geberit Selnova floor-standing WC for close-coupled exposed cistern, washdown, Rimfree → p. 193
- Geberit Selnova floor-standing WC for close-coupled exposed cistern, washdown, semi-shrouded, Rimfree → p. 196
- Geberit Selnova floor-standing WC, washdown, back-to-wall, semi-shrouded → p. 198
- Geberit Selnova wall-hung WC, washdown → p. 192
- Geberit Selnova wall-hung WC, washdown, Rimfree → p. 191
- Geberit Selnova floor-standing WC for close-coupled exposed cistern, washdown, vertical outlet, semi-shrouded → p. 195

## Geberit Selnova WC seat



### Technical data

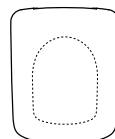
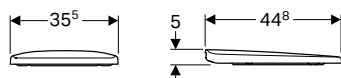
Material	Duroplast
----------	-----------

Art. no.	Surface / colour	Soft-closing mechanism	Fastening	Hinge material
500.331.01.1	white	no	from below	Stainless steel
500.333.01.1	white	yes	from above	Brass chrome-plated
500.337.01.1	white	no	from above	Stainless steel

### Can be combined with

- Geberit Selnova Comfort floor-standing WC, washdown, raised, for close-coupled exposed cistern → p. 213
- Geberit Selnova floor-standing WC for close-coupled exposed cistern, washdown, horizontal outlet, semi-shrouded → p. 197
- Geberit Selnova floor-standing WC for close-coupled exposed cistern, washdown, vertical outlet → p. 193
- Geberit Selnova floor-standing WC for close-coupled exposed cistern, washdown, horizontal outlet → p. 194
- Geberit Selnova floor-standing WC for close-coupled exposed cistern, washdown, Rimfree → p. 193
- Geberit Selnova floor-standing WC for close-coupled exposed cistern, washdown, semi-shrouded, Rimfree → p. 196
- Geberit Selnova floor-standing WC, washdown, back-to-wall, semi-shrouded → p. 198
- Geberit Selnova wall-hung WC, washdown → p. 192
- Geberit Selnova wall-hung WC, washdown, Rimfree → p. 191
- Geberit Selnova floor-standing WC for close-coupled exposed cistern, washdown, vertical outlet, semi-shrouded → p. 195

## Geberit Selnova Square WC seat



### Technical data

Material	Duroplast
----------	-----------

### Characteristics

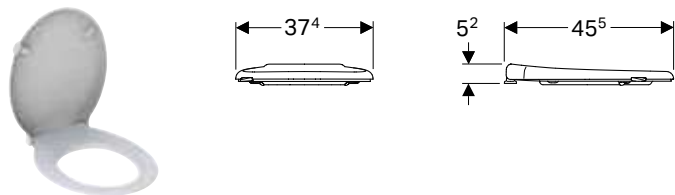
- Overlapping WC lid

Art. no.	Surface / colour	Soft-closing mechanism	Fastening	Hinge material
500.332.01.1	white	no	from below	Stainless steel
500.334.01.1	white	yes	from above	Brass chrome-plated
500.338.01.1	white	no	from above	Stainless steel

**Can be combined with**

- Geberit Selnova Square wall-hung WC, washdown → p. 192
- Geberit Selnova Square wall-hung WC, washdown, Rimfree → p. 190
- Geberit Selnova Square wall-hung WC, washdown, small projection → p. 191
- Geberit Selnova Square floor-standing WC for close-coupled exposed cistern, washdown, square design, semi-shrouded, Rimfree → p. 195
- Geberit Selnova Square floor-standing WC, washdown, back-to-wall, square design, semi-shrouded, Rimfree → p. 196

**Geberit Selnova Comfort WC seat, barrier-free**



**Technical data**

Material	Duroplast
----------	-----------

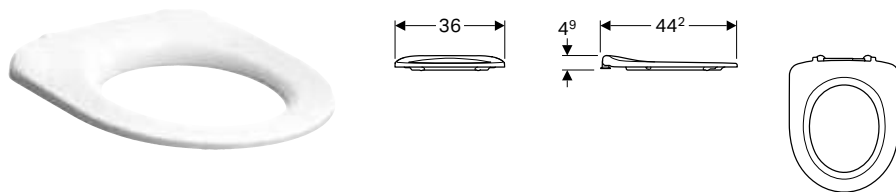
**Characteristics**

- Overlapping WC lid

Art. no.	Surface / colour	Soft-closing mechanism	Fastening	Hinge material
500.133.00.1	white	no	from below	Stainless steel

**WC seat rings**

**Geberit Selnova Comfort WC seat ring**



**Technical data**

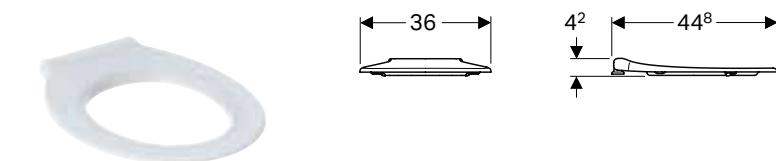
Material	Duroplast
----------	-----------

Art. no.	Surface / colour	Soft-closing mechanism	Fastening	Hinge material
500.340.01.1	white	no	from below	Stainless steel

**Can be combined with**

- Geberit Selnova Comfort wall-hung WC, washdown, large projection → p. 211
- Geberit Selnova wall-hung WC, washdown, Rimfree → p. 191
- Geberit Selnova Comfort floor-standing WC, washdown, raised, for close-coupled exposed cistern → p. 213
- Geberit Selnova Comfort wall-hung WC, washdown, large projection, Rimfree → p. 211

**Geberit Selnova Comfort WC seat ring, barrier-free**



**Technical data**

Material	Duroplast
----------	-----------

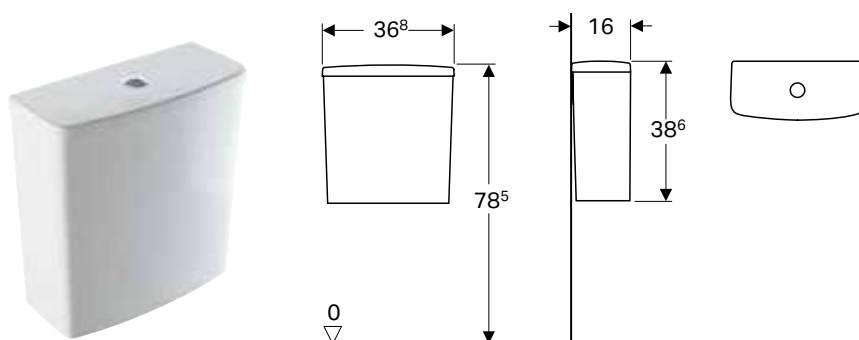
Art. no.	Surface / colour	Soft-closing mechanism	Fastening	Hinge material
500.134.01.1	white	no	from below	Stainless steel



## Exposed Cisterns

### Exposed cisterns for WCs, made of sanitary ceramic

#### Geberit Selnova Square exposed cistern, close-coupled, dual flush, lateral water supply connection



##### Technical data

Flush volume, factory setting	6 and 3 l
Flush volume large, adjustment range	4 / 6 l
Flush volume small, adjustment range	2.6 / 3 l
Material	Vitreous china

##### Characteristics

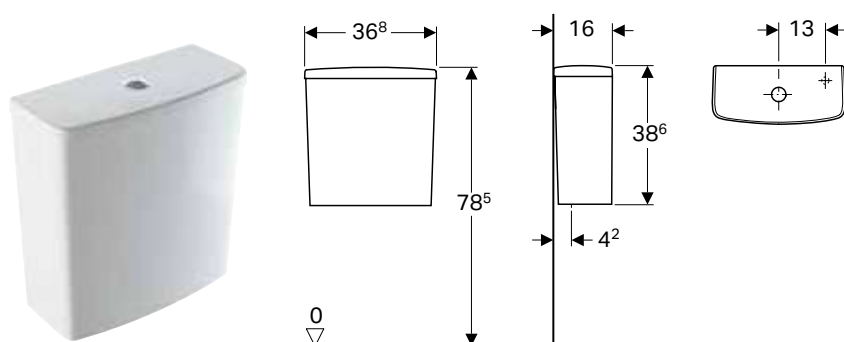
- Close-coupled
- Dual flush
- Water supply connection on the left/right
- Class 1, full flush volume 6 l, in accordance with EN 997

Art. no.	Surface / colour	B [cm]	H [cm]	T [cm]
500.267.01.1	white	36.8	38.6	16

##### Can be combined with

- Geberit Selnova Comfort floor-standing WC, washdown, raised, for close-coupled exposed cistern → p. 213
- Geberit Selnova floor-standing WC for close-coupled exposed cistern, washdown, horizontal outlet, semi-shrouded → p. 197
- Geberit Selnova floor-standing WC for close-coupled exposed cistern, washdown, vertical outlet → p. 193
- Geberit Selnova floor-standing WC for close-coupled exposed cistern, washdown, horizontal outlet → p. 194
- Geberit Selnova floor-standing WC for close-coupled exposed cistern, washdown, Rimfree → p. 193
- Geberit Selnova floor-standing WC for close-coupled exposed cistern, washdown, semi-shrouded, Rimfree → p. 196
- Geberit Selnova floor-standing WC for close-coupled exposed cistern, washdown, vertical outlet, semi-shrouded → p. 195
- Geberit Selnova Square floor-standing WC for close-coupled exposed cistern, washdown, square design, semi-shrouded, Rimfree → p. 195

#### Geberit Selnova Square exposed cistern, close-coupled, dual flush, bottom water supply connection



##### Technical data

Flush volume, factory setting	4 and 2.6 l
Flush volume large, adjustment range	4 / 6 l
Flush volume small, adjustment range	2.6 / 4 l
Material	Vitreous china

##### Characteristics

- Close-coupled
- Dual flush
- Water supply connection on the bottom

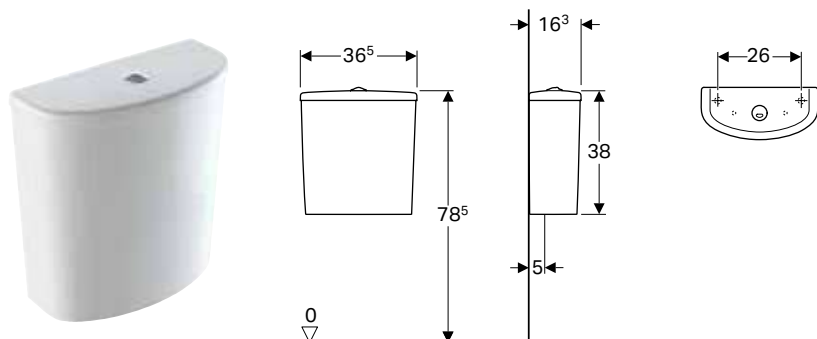
Art. no.	Surface / colour	B [cm]	H [cm]	T [cm]
500.266.01.1	white	36.8	38.6	16

##### Can be combined with

- Geberit Selnova Comfort floor-standing WC, washdown, raised, for close-coupled exposed cistern → p. 213
- Geberit Selnova floor-standing WC for close-coupled exposed cistern, washdown, horizontal outlet, semi-shrouded → p. 197
- Geberit Selnova floor-standing WC for close-coupled exposed cistern, washdown, vertical outlet → p. 193

- Geberit Selnova floor-standing WC for close-coupled exposed cistern, washdown, horizontal outlet → p. 194
- Geberit Selnova floor-standing WC for close-coupled exposed cistern, washdown, Rimfree → p. 193
- Geberit Selnova floor-standing WC for close-coupled exposed cistern, washdown, semi-shrouded, Rimfree → p. 196
- Geberit Selnova floor-standing WC for close-coupled exposed cistern, washdown, vertical outlet, semi-shrouded → p. 195
- Geberit Selnova Square floor-standing WC for close-coupled exposed cistern, washdown, square design, semi-shrouded, Rimfree → p. 195

### Geberit Selnova exposed cistern, close-coupled, dual flush, bottom water supply connection



#### Technical data

Flush volume, factory setting	4 and 2.6 l
Flush volume large, adjustment range	4 / 6 l
Flush volume small, adjustment range	2.6 / 4 l
Material	Vitreous china

#### Characteristics

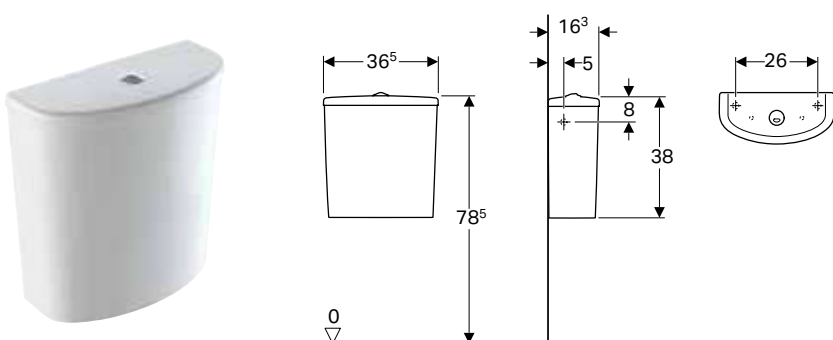
- Close-coupled
- Dual flush
- Water supply connection on the bottom

Art. no.	Surface / colour	B [cm]	H [cm]	T [cm]
500.268.01.1	white	36.5	38	16.3

#### Can be combined with

- Geberit Selnova Comfort floor-standing WC, washdown, raised, for close-coupled exposed cistern → p. 213
- Geberit Selnova floor-standing WC for close-coupled exposed cistern, washdown, horizontal outlet, semi-shrouded → p. 197
- Geberit Selnova floor-standing WC for close-coupled exposed cistern, washdown, vertical outlet → p. 193
- Geberit Selnova floor-standing WC for close-coupled exposed cistern, washdown, horizontal outlet → p. 194
- Geberit Selnova floor-standing WC for close-coupled exposed cistern, washdown, Rimfree → p. 193
- Geberit Selnova floor-standing WC for close-coupled exposed cistern, washdown, semi-shrouded, Rimfree → p. 196
- Geberit Selnova floor-standing WC for close-coupled exposed cistern, washdown, vertical outlet, semi-shrouded → p. 195

### Geberit Selnova exposed cistern, close-coupled, dual flush, lateral water supply connection



#### Technical data

Flush volume, factory setting	6 and 3 l
Flush volume large, adjustment range	4 / 6 l
Flush volume small, adjustment range	2.6 / 3 l
Material	Vitreous china

#### Characteristics

- Close-coupled
- Dual flush
- Water supply connection on the left/right

Art. no.	Surface / colour	B [cm]	H [cm]	T [cm]
500.269.01.1	white	36.5	38	16.3



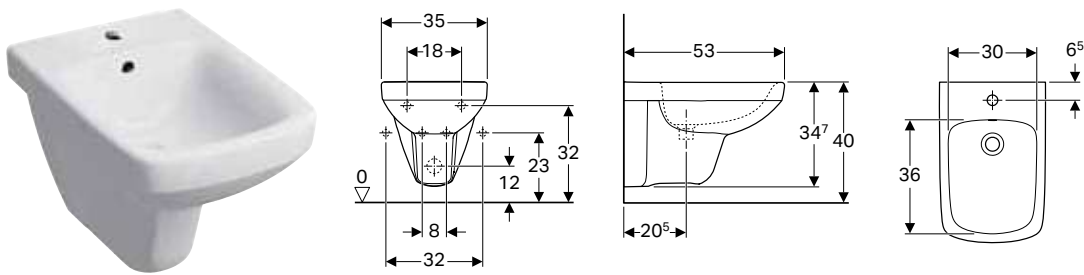
**Can be combined with**

- Geberit Selnova Comfort floor-standing WC, washdown, raised, for close-coupled exposed cistern → p. 213
- Geberit Selnova floor-standing WC for close-coupled exposed cistern, washdown, horizontal outlet, semi-shrouded → p. 197
- Geberit Selnova floor-standing WC for close-coupled exposed cistern, washdown, vertical outlet → p. 193
- Geberit Selnova floor-standing WC for close-coupled exposed cistern, washdown, horizontal outlet → p. 194
- Geberit Selnova floor-standing WC for close-coupled exposed cistern, washdown, Rimfree → p. 193
- Geberit Selnova floor-standing WC for close-coupled exposed cistern, washdown, semi-shrouded, Rimfree → p. 196
- Geberit Selnova floor-standing WC for close-coupled exposed cistern, washdown, vertical outlet, semi-shrouded → p. 195

## Bidets

### Wall-hung bidets

#### Geberit Selnova Square wall-hung bidet



**Technical data**

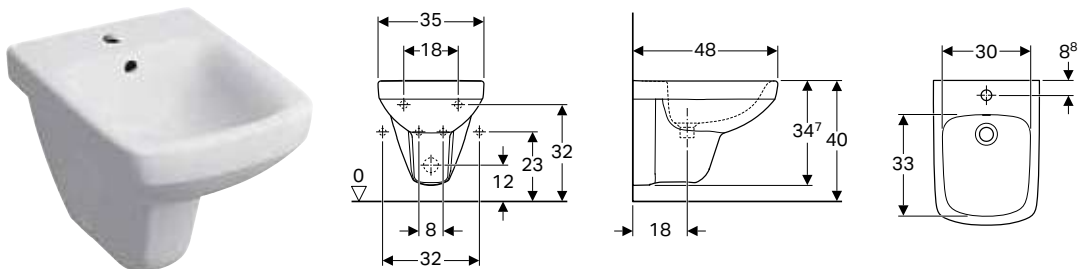
Material	Vitreous china
----------	----------------

**Characteristics**

- Wall-hung

Art. no.	Surface / colour	B [cm]	H [cm]	T [cm]	Overflow
500.271.01.1	white	35	34.7	53	visible

#### Geberit Selnova Square wall-hung bidet, small projection



**Technical data**

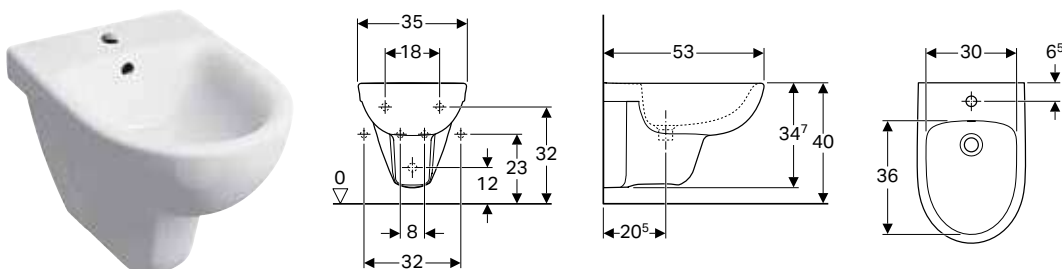
Material	Vitreous china
----------	----------------

**Characteristics**

- Wall-hung
- Small projection

Art. no.	Surface / colour	B [cm]	H [cm]	T [cm]	Overflow
500.272.01.1	white	35	34.7	48	visible

#### Geberit Selnova wall-hung bidet



**Technical data**

Material	Vitreous china
----------	----------------

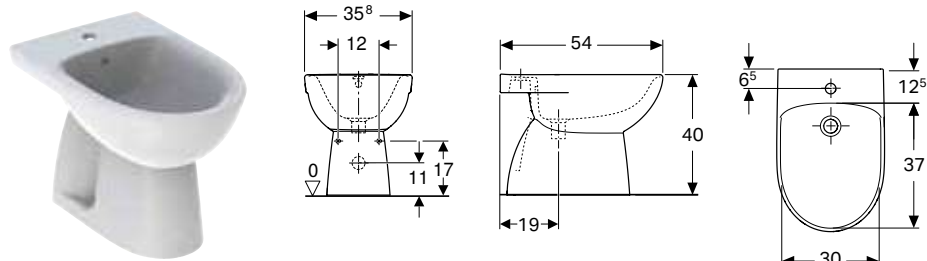
**Characteristics**

- Wall-hung

Art. no.	Surface / colour	B [cm]	H [cm]	T [cm]	Overflow
500.264.01.1	white	35	34.7	53	visible

## Floor-standing bidets

### Geberit Selnova floor-standing bidet, freestanding, hidden fastening



#### Technical data

Material	Vitreous china
----------	----------------

#### Characteristics

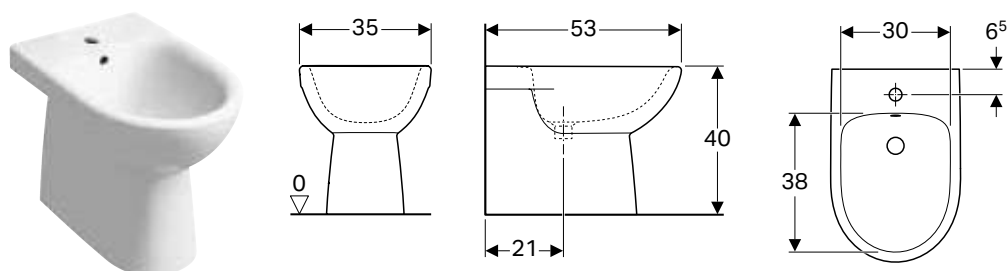
- Floor-standing
- Freestanding
- Hidden fastening

#### Scope of delivery

- Fastening material

Art. no.	Surface / colour	B [cm]	H [cm]	T [cm]	Overflow
500.288.01.1	white	35	39	54	visible

### Geberit Selnova floor-standing bidet, back-to-wall, hidden fastening



#### Technical data

Material	Vitreous china
----------	----------------

#### Characteristics

- Floor-standing
- Back-to-wall
- Hidden water supply connection
- Hidden fastening

#### Scope of delivery

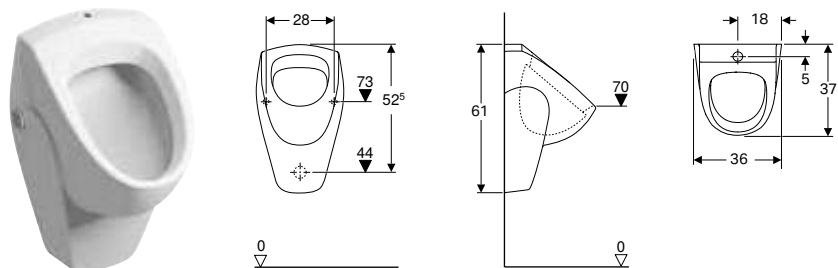
- Fastening material

Art. no.	Surface / colour	B [cm]	H [cm]	T [cm]	Overflow
500.289.01.1	white	35	40	53	visible

# Urinals

## Flush operation

### Geberit Selnova urinal, inlet from the top, outlet to the rear or downwards



**Application purposes**

- For operating with automatic, water-saving flush
- For exposed urinal flush controls

**Characteristics**

- Wall-hung
- With flush rim
- Hidden trap
- Hidden fastening
- Easy to fasten thanks to Geberit fastening set Kerafix, for urinal

**Technical data**

Material	Vitreous china
----------	----------------

Art. no.	Surface / colour	B [cm]	H [cm]	T [cm]	Inlet	Outlet
500.343.01.1	white	36	61	37	above	to the rear or downwards

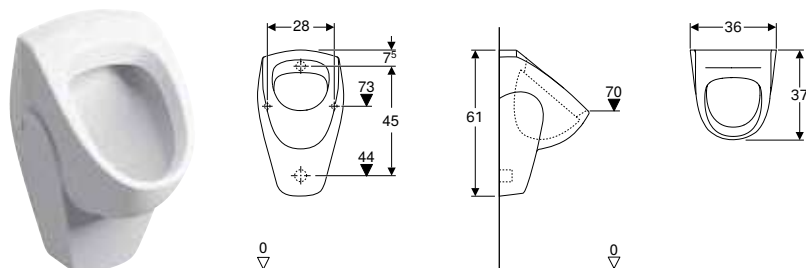
**To order additionally**

- Geberit fastening set for urinal, Kerafix → p. 328

**Accessories**

- Geberit urinal trap d40, horizontal outlet → p. 345
- Geberit urinal trap, horizontal outlet → p. 345
- Geberit urinal trap, vertical outlet → p. 345
- Geberit Selnova drain strainer for urinals → p. 207

### Geberit Selnova urinal, inlet from the rear, outlet to the rear



**Application purposes**

- For operating with automatic, water-saving flush
- For connecting to concealed urinal flush controls

**Characteristics**

- Wall-hung
- With flush rim
- Hidden trap
- Hidden fastening
- Easy to fasten thanks to Geberit fastening set Kerafix, for urinal

**Technical data**

Material	Vitreous china
----------	----------------

Art. no.	Surface / colour	B [cm]	H [cm]	T [cm]	Inlet	Outlet
500.344.01.1	white	36	61	37	rear	to the rear

**To order additionally**

- Geberit fastening set for urinal, Kerafix → p. 328

**Accessories**

- Geberit urinal trap d40, horizontal outlet → p. 345
- Geberit flush bend extension with sleeve → p. 330
- Geberit urinal trap, horizontal outlet → p. 345
- Geberit concealed cistern for urinal → p. 329
- Geberit flush pipe for urinals, with concealed urinal flush control → p. 329

## Accessories

### Geberit Selnova drain strainer for urinals



#### Application purposes

- For flushing urinals

#### Characteristics

- Corrosion-resistant

#### Technical data

Material	Stainless steel
----------	-----------------

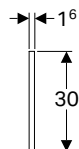
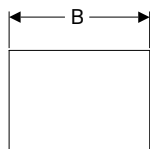
Art. no.

500.102.00.1

## Bathroom accessories

### Wall panels

#### Geberit Selnova wall panel



#### Scope of delivery

- Fastening material

Art. no.	Surface / colour	B [cm]	H [cm]	T [cm]
500.191.01.1	white	41.8	30	1.6
500.192.01.1	white	49.3	30	1.6



# Geberit Selnova Comfort

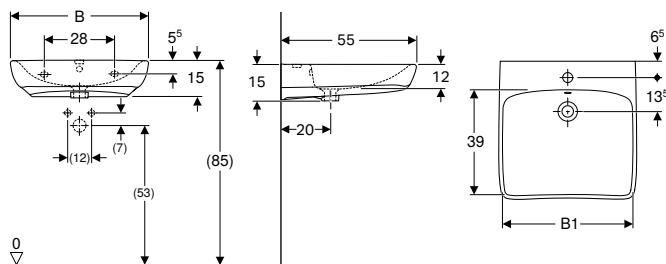
<b>Washbasins</b> .....	<b>210</b>
Washbasins, barrier-free .....	210
<b>WC</b> .....	<b>211</b>
Wall-hung WC .....	211
Floor-standing WC, raised .....	213
WC seats .....	214
WC seat rings .....	214



# Washbasins

## Washbasins, barrier-free

### Geberit Selnova Comfort washbasin, barrier-free



#### Application purposes

- Suitable for use by wheelchair users

#### Characteristics

- Ergonomically shaped front
- Shallow bowl

#### Technical data

Material	Vitreous china
----------	----------------

Art. no.	Surface / colour	B [cm]	B1 [cm]	H [cm]	T [cm]	Tap hole	Overflow
500.187.01.1	white	55	48	15	55	centred	without
500.302.01.1	white	55	48	15	55	centred	visible
500.188.01.1	white	65	58	15	55	centred	without
500.292.01.1	white	65	58	15	55	centred	visible

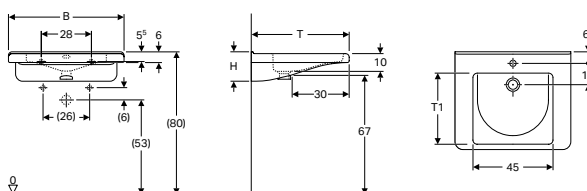
#### Can be combined with

- Geberit Selnova half pedestal → p. 185
- Geberit Selnova full pedestal → p. 184

#### Accessories

- Geberit waste outlet with external push-button waste plug → p. 316
- Geberit waste outlet with internal push-button waste plug → p. 316
- Geberit bottle trap with dip tube, for washbasin, horizontal outlet → p. 343
- Geberit fastening set for washbasins → p. 314

### Geberit Selnova Comfort Square washbasin, barrier-free



#### Application purposes

- Suitable for use by wheelchair users

#### Characteristics

- Square design
- Ergonomically shaped front
- Ergonomically shaped arm supports
- Integrated grip rail
- Shallow bowl
- Bowl with two levels
- Raised edge for fixing a mirror directly on top

#### Technical data

Material	Vitreous china
----------	----------------

Art. no.	Surface / colour	B [cm]	H [cm]	T [cm]	T1 [cm]	Tap hole	Overflow
500.785.00.1	white	55	15.5	52.5	37.5	centred	visible
500.786.00.1	white	55	15.5	52.5	37.5	centred	without
500.787.01.1	white	55	15.5	52.5	37.5	without	without
500.788.01.1	white	65	15.5	55	40	centred	visible
500.789.01.1	white	65	15.5	55	40	centred	without
500.790.01.1	white	65	15.5	55	40	without	without

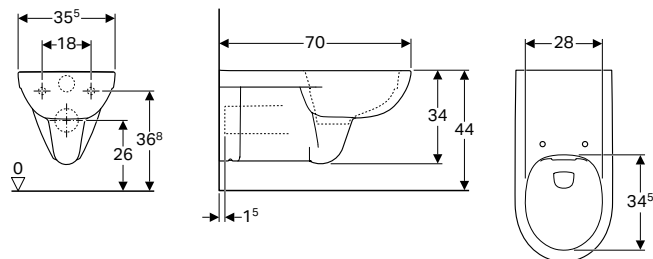
#### Accessories

- Geberit waste outlet with free outlet → p. 343
- Geberit bottle trap with dip tube, for washbasin, horizontal outlet → p. 343
- Geberit bottle trap with dip tube for washbasin, space-saving model, horizontal outlet → p. 344
- Geberit concealed trap for washbasin, with in-wall cabinet, ready-to-fit set, screen valve and overflow pipe, horizontal outlet → p. 343
- Geberit fastening set for washbasins → p. 314

## WC

## Wall-hung WC

## Geberit Selnova Comfort wall-hung WC, washdown, large projection, Rimfree



## Application purposes

- For concealed cisterns
- For pressure flushing valves
- Suitable for use by wheelchair users

## Characteristics

- Wall-hung
- Washdown WC
- Rimfree
- Class 1, full flush volume 6 / 4 l, in accordance with EN 997
- Class 2 in accordance with EN 997
- Large projection

## Technical data

Material	Vitreous china
----------	----------------

Art. no.	Surface / colour	B [cm]	H [cm]	T [cm]
500.262.01.1	white	35.5	34	70

## To order additionally

- WC seat

## Can be combined with

- Geberit Selnova Comfort WC seat ring → p. 201

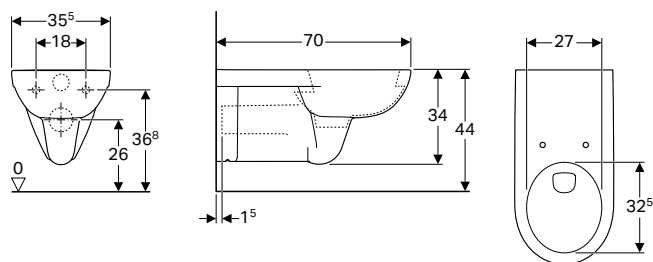
## Accessories

- Geberit connection set for wall-hung WC, length 30 cm → p. 346



- Depending on the installation type, a Geberit connection set for wall-hung WC, length 30 cm is required for mounting

## Geberit Selnova Comfort wall-hung WC, washdown, large projection



## Application purposes

- For concealed cisterns
- For pressure flushing valves
- Suitable for use by wheelchair users

## Characteristics

- Wall-hung
- Washdown WC
- With flush rim
- Class 1, full flush volume 6 / 4 l, in accordance with EN 997
- Class 2 in accordance with EN 997
- Large projection

## Technical data

Material	Vitreous china
----------	----------------

Art. no.	Surface / colour	B [cm]	H [cm]	T [cm]
500.261.01.1	white	35.5	34	70



## Geberit Selnova Comfort

Washbasins  
Washbasins, barrier-free

### To order additionally

- WC seat

### Can be combined with

- Geberit Selnova Comfort WC seat ring → p. 201

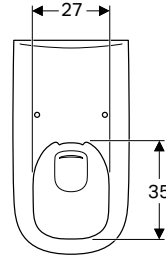
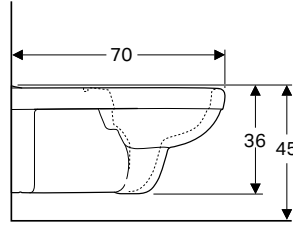
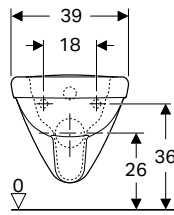
### Accessories

- Geberit connection set for wall-hung WC, length 30 cm → p. 346



- Depending on the installation type, a Geberit connection set for wall-hung WC, length 30 cm is required for mounting

## Geberit Selnova Comfort Square wall-hung WC, washdown, Rimfree



### Application purposes

- For concealed cisterns
- For pressure flushing valves

### Technical data

Material	Vitreous china
----------	----------------

### Characteristics

- Wall-hung
- Washdown WC
- Rimfree
- Class 1, full flush volume 6 / 5 l, in accordance with EN 997
- Class 2 in accordance with EN 997
- Flushes with 4.5 l
- Ceramic chamfer to prevent WC seat sliding sideways
- Square design

### Scope of delivery

- Extended flush pipe

Art. no.	Surface / colour	B [cm]	H [cm]	T [cm]
500.791.01.1	white	39	36	70

### To order additionally

- WC seat

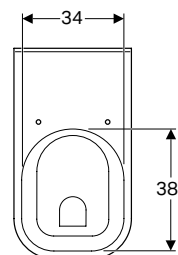
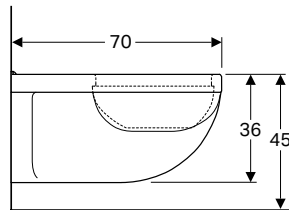
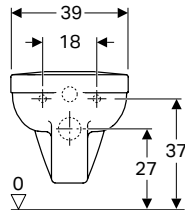
### Can be combined with

- Geberit Selnova Comfort Square WC seat, barrier-free → p. 214
- Geberit Selnova Comfort Square WC seat ring, barrier-free, square design → p. 214

### Accessories

- Geberit Selnova Comfort Square WC seat, barrier-free → p. 214
- Geberit Selnova Comfort Square WC seat ring, barrier-free, square design → p. 214

## Geberit Selnova Comfort Square wall-hung WC, washout



### Application purposes

- For concealed cisterns
- For pressure flushing valves

### Technical data

Material	Vitreous china
----------	----------------

### Characteristics

- Wall-hung
- Washout WC
- With flush rim
- Class 1, full flush volume 6 l, in accordance with EN 997
- Raised ceramic upper edge 41 cm at standard fastening height
- Floor clearance 7 cm
- Ceramic chamfer to prevent WC seat sliding sideways

Art. no.	Surface / colour	B [cm]	H [cm]	T [cm]
500.792.01.1	white	39	36	70

**To order additionally**

- WC seat

**Can be combined with**

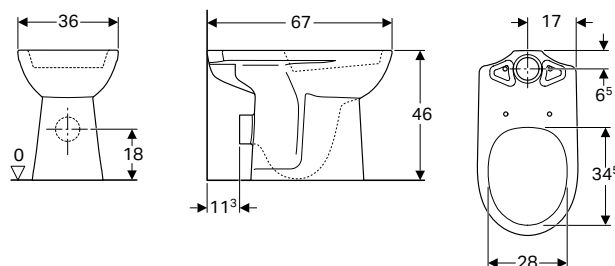
- Geberit Selnova Comfort Square WC seat, barrier-free → p. 214
- Geberit Selnova Comfort Square WC seat ring, barrier-free, square design → p. 214

**Accessories**

- Geberit Selnova Comfort Square WC seat, barrier-free → p. 214
- Geberit Selnova Comfort Square WC seat ring, barrier-free, square design → p. 214

## Floor-standing WC, raised

### Geberit Selnova Comfort floor-standing WC, washdown, raised, for close-coupled exposed cistern



**Application purposes**

- For close-coupled exposed cistern

**Technical data**

Material	Vitreous china
----------	----------------

**Characteristics**

- Floor-standing
- Washdown WC
- With flush rim
- Horizontal outlet
- Raised seat height 46 cm

**Scope of delivery**

- Fastening material

Art. no.	Surface / colour	B [cm]	H [cm]	T [cm]
500.284.01.1	white	36	46	67

**To order additionally**

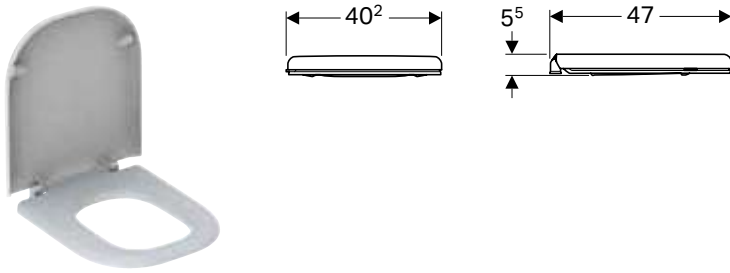
- Cistern
- WC seat

**Can be combined with**

- Geberit Selnova Square exposed cistern, close-coupled, dual flush, bottom water supply connection → p. 202
- Geberit Selnova Square exposed cistern, close-coupled, dual flush, lateral water supply connection → p. 202
- Geberit Selnova exposed cistern, close-coupled, dual flush, bottom water supply connection → p. 203
- Geberit Selnova exposed cistern, close-coupled, dual flush, lateral water supply connection → p. 203
- Geberit Selnova WC seat → p. 200
- Geberit Selnova Comfort WC seat ring → p. 201
- Geberit Selnova WC seat, seat ring for children → p. 199

## WC seats

### Geberit Selnova Comfort Square WC seat, barrier-free



#### Technical data

Material	Duroplast
----------	-----------

#### Characteristics

- Barrier-free
- With hinge bar made of stainless steel
- Square design
- Overlapping WC lid
- Antibacterial
- Oblique buffers extend into the ceramic chamfer of the WC ceramic appliance and prevent the WC seat sliding sideways

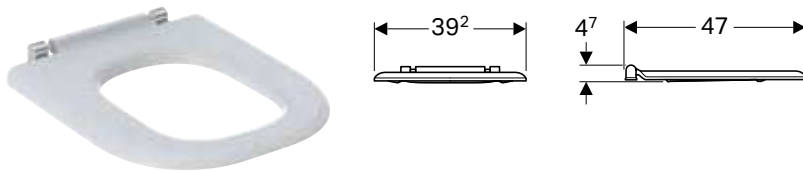
Art. no.	Surface / colour	Soft-closing mechanism	Fastening	Hinge material
500.793.01.1	white	no	from below	Stainless steel

#### Can be combined with

- Geberit Selnova Comfort Square wall-hung WC, washdown, Rimfree → p. 212
- Geberit Selnova Comfort Square wall-hung WC, washout → p. 212

## WC seat rings

### Geberit Selnova Comfort Square WC seat ring, barrier-free, square design



#### Technical data

Material	Duroplast
----------	-----------

#### Characteristics

- Barrier-free
- With hinge bar made of stainless steel
- Square design
- Antibacterial
- Oblique buffers extend into the ceramic chamfer of the WC ceramic appliance and prevent the WC seat sliding sideways

Art. no.	Surface / colour	Soft-closing mechanism	Fastening	Hinge material
500.794.01.1	white	no	from below	Stainless steel

#### Can be combined with

- Geberit Selnova Comfort Square wall-hung WC, washdown, Rimfree → p. 212
- Geberit Selnova Comfort Square wall-hung WC, washout → p. 212





# Geberit Bambini

<b>Washbasins</b> .....	<b>218</b>
Washbasins .....	218
Utility sink for classrooms .....	219
Washing troughs .....	219
Accessories .....	222
<b>WCs</b> .....	<b>226</b>
Accessory overview – Geberit Bambini wall-hung and floor-standing WCs .....	226
Wall-hung WCs .....	227
Floor-standing WCs .....	228
WC seats .....	230
WC seat rings .....	232
<b>Bathtubs</b> .....	<b>233</b>
Bathtubs made of solid surface material .....	233
<b>Taps</b> .....	<b>234</b>
Washbasin taps .....	234
<b>Waste fittings</b> .....	<b>237</b>
Drain assemblies for WC .....	237
<b>Accessories</b> .....	<b>238</b>
Accessory overview – Play and washspaces Bambini .....	238
Mounting bracket .....	240
For washbasin taps type Bambini .....	241

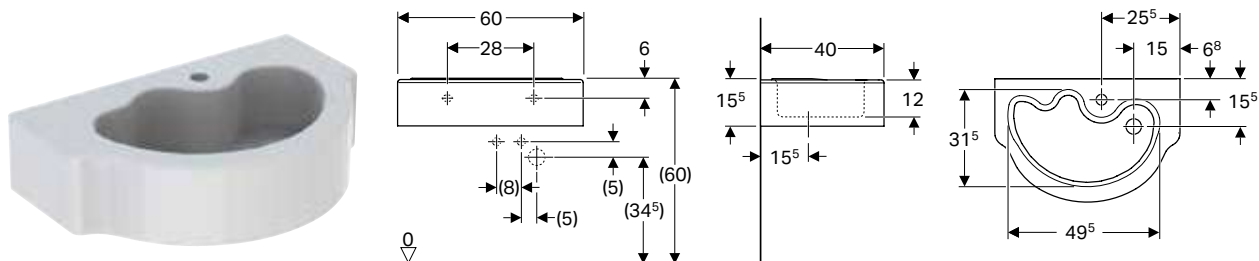


# Washbasins

## Washbasins

New

### Geberit Bambini washbasin for children



#### Application purposes

- For children

#### Characteristics

- Asymmetrical

#### Technical data

Material	Vitreous china
----------	----------------

Art. no.	Surface / colour	B [cm]	H [cm]	T [cm]	Tap hole	Overflow
326060000	white	60	15.5	40	centred	without

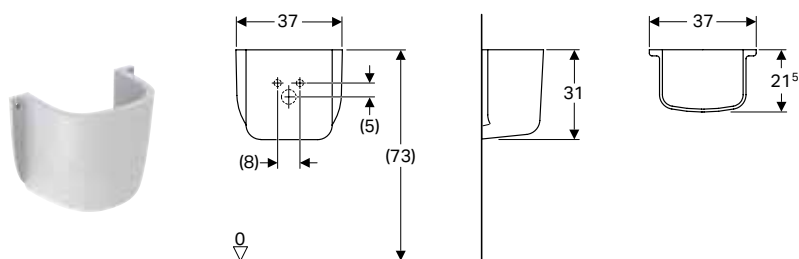
Available as of April 2019

#### Can be combined with

- Geberit Bambini half pedestal for children → p. 218

New

### Geberit Bambini half pedestal for children



#### Technical data

Material	Vitreous china
----------	----------------

Art. no.	Surface / colour
296500000	white

Available as of April 2019

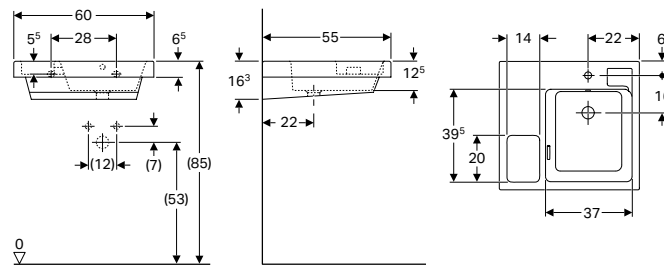
#### Can be combined with

- Geberit Bambini washbasin for children → p. 220

## Utility sink for classrooms

New

### Geberit Bambini washbasin with recessed sponge tray



#### Application purposes

- For schools and other educational facilities

#### Technical data

Material	Fine fireclay
----------	---------------

Art. no.	Surface / colour	B [cm]	H [cm]	T [cm]	Tap hole	Overflow	Shelf space
162700000	white	60	16.3	55	right	visible	left
162704000	white	60	16.3	55	without	visible	left

Available as of April 2019

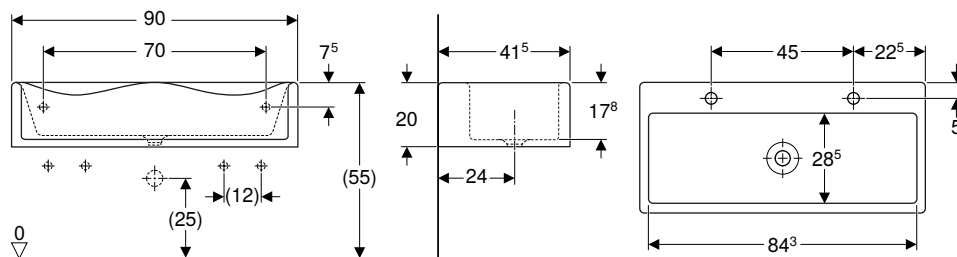
#### Characteristics

- Asymmetrical
- Large shelf surface
- Integrated tray for sponges and cleaning cloths

## Washing troughs

New

### Geberit Bambini play and washspace, for two washbasin taps



#### Application purposes

- For mounting on wall anchors
- For schools, childcare facilities and other educational facilities
- For children

#### Technical data

Material	Varicor®
----------	----------

Art. no.	Surface / colour	B [cm]	H [cm]	T [cm]	Tap hole	Overflow
430200016	white alpine	90	20	41.5	left and right	without

Available as of April 2019

#### To order additionally

- Geberit Bambini decorative cover, front, for play and washspace, for two washbasin taps → p. 222
- Geberit Bambini decorative cover, side, for play and washspace, lower basin → p. 225
- Geberit set of mounting brackets for play and washspace, for two washbasin taps → p. 240



**Can be combined with**

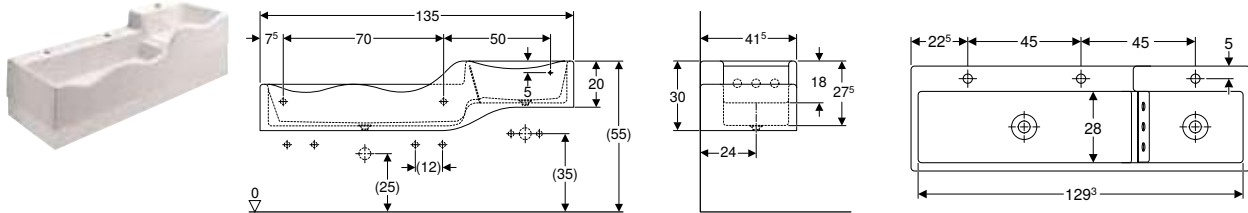
- Geberit Bambini washbasin tap, single-lever mixer → p. 234
- Geberit Bambini washbasin tap, battery operation → p. 236
- Geberit Bambini washbasin tap, mains operation → p. 235

**Accessories**

- Accessory overview – Play and washspaces Bambini → p. 238

**New**

**Geberit Bambini play and washspace, for three washbasin taps, lower basin on the left**



**Application purposes**

- For mounting on wall anchors
- For schools, childcare facilities and other educational facilities
- For children

**Characteristics**

- 3 washbasin areas
- 2 outlets
- Small projection
- Wavy rim for easy tap access
- Rounded edges for avoiding injuries
- Antibacterial
- Shockproof
- Scratchproof
- Easy cleaning
- Seamless surface repair

**Technical data**

Material	Varicor®
----------	----------

Art. no.	Surface / colour	B [cm]	H [cm]	T [cm]	Tap hole	Overflow
430300016	white alpine	135	30	41.5	centred, left and right	without

Available as of April 2019

**To order additionally**

- Geberit Bambini decorative cover, front, for play and washspace, for three washbasin taps, lower basin on the left → p. 223
- Geberit Bambini decorative cover, side, for play and washspace, lower basin → p. 225
- Geberit Bambini decorative cover, side, for play and washspace, upper basin → p. 225
- Geberit set of mounting brackets for play and washspace, for three washbasin taps → p. 240

**Can be combined with**

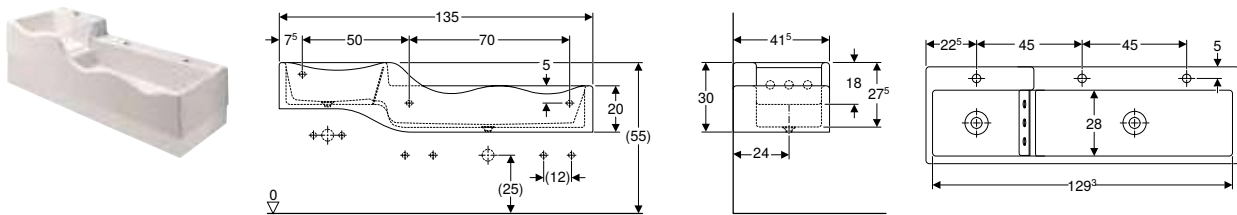
- Geberit Bambini washbasin tap, single-lever mixer → p. 234
- Geberit Bambini washbasin tap, battery operation → p. 236
- Geberit Bambini washbasin tap, mains operation → p. 235

**Accessories**

- Accessory overview – Play and washspaces Bambini → p. 238

**New**

**Geberit Bambini play and washspace, for three washbasin taps, lower basin on the right**



**Application purposes**

- For mounting on wall anchors
- For schools, childcare facilities and other educational facilities
- For children

### Characteristics

- 3 washbasin areas
- 2 outlets
- Small projection
- Wavy rim for easy tap access
- Rounded edges for avoiding injuries
- Antibacterial
- Shockproof
- Scratchproof
- Easy cleaning
- Seamless surface repair

### Technical data

Material	Varicor®
----------	----------

Art. no.	Surface / colour	B [cm]	H [cm]	T [cm]	Tap hole	Overflow
430350016	white alpine	135	30	41.5	centred, left and right	without

Available as of April 2019

### To order additionally

- Geberit Bambini decorative cover, front, for play and washspace, for three washbasin taps, lower basin on the right → p. 223
- Geberit Bambini decorative cover, side, for play and washspace, lower basin → p. 225
- Geberit Bambini decorative cover, side, for play and washspace, upper basin → p. 225
- Geberit set of mounting brackets for play and washspace, for three washbasin taps → p. 240

### Can be combined with

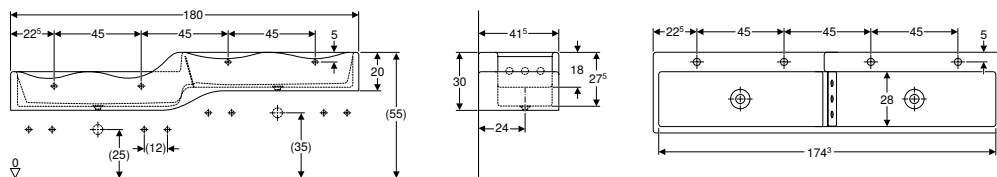
- Geberit Bambini washbasin tap, single-lever mixer → p. 234
- Geberit Bambini washbasin tap, battery operation → p. 236
- Geberit Bambini washbasin tap, mains operation → p. 235

### Accessories

- Accessory overview – Play and washspaces Bambini → p. 238

**New**

## Geberit Bambini play and washspace, for four washbasin taps, lower basin on the left



### Application purposes

- For mounting on wall anchors
- For schools, childcare facilities and other educational facilities
- For children

### Technical data

Material	Varicor®
----------	----------

### Characteristics

- 4 washbasin areas
- 2 outlets
- Small projection
- Wavy rim for easy tap access
- Rounded edges for avoiding injuries
- Antibacterial
- Shockproof
- Scratchproof
- Easy cleaning
- Seamless surface repair

Art. no.	Surface / colour	B [cm]	H [cm]	T [cm]	Tap hole	Overflow
430000016	white alpine	180	30	41.5	left and right	without

Available as of April 2019

### To order additionally

- Geberit Bambini decorative cover, front, for play and washspace, for four washbasin taps, lower basin on the left → p. 224
- Geberit Bambini decorative cover, side, for play and washspace, lower basin → p. 225
- Geberit Bambini decorative cover, side, for play and washspace, upper basin → p. 225
- Geberit set of mounting brackets for play and washspace, for four washbasin taps → p. 240

### Can be combined with

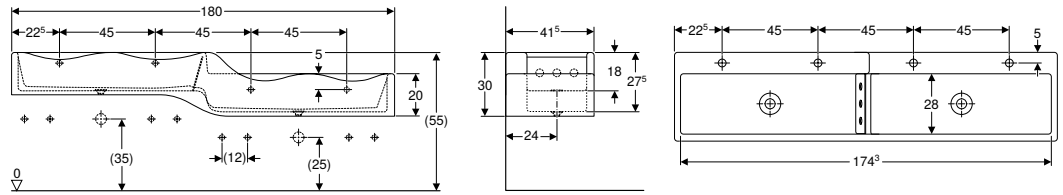
- Geberit Bambini washbasin tap, single-lever mixer → p. 234
- Geberit Bambini washbasin tap, battery operation → p. 236
- Geberit Bambini washbasin tap, mains operation → p. 235

### Accessories

- Accessory overview – Play and washspaces Bambini → p. 238

New

**Geberit Bambini play and washspace, for four washbasin taps, lower basin on the right**



**Application purposes**

- For mounting on wall anchors
- For schools, childcare facilities and other educational facilities
- For children

**Technical data**

Material	Varicor®
----------	----------

**Characteristics**

- 4 washbasin areas
- 2 outlets
- Small projection
- Wavy rim for easy tap access
- Rounded edges for avoiding injuries
- Antibacterial
- Shockproof
- Scratchproof
- Easy cleaning
- Seamless surface repair

Art. no.	Surface / colour	B [cm]	H [cm]	T [cm]	Tap hole	Overflow
430050016	white alpine	180	30	41.5	left and right	without

Available as of April 2019

**To order additionally**

- Geberit Bambini decorative cover, front, for play and washspace, for four washbasin taps, lower basin on the right → p. 224
- Geberit Bambini decorative cover, side, for play and washspace, lower basin → p. 225
- Geberit Bambini decorative cover, side, for play and washspace, upper basin → p. 225
- Geberit set of mounting brackets for play and washspace, for four washbasin taps → p. 240

**Can be combined with**

- Geberit Bambini washbasin tap, single-lever mixer → p. 234
- Geberit Bambini washbasin tap, battery operation → p. 236
- Geberit Bambini washbasin tap, mains operation → p. 235

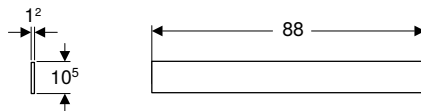
**Accessories**

- Accessory overview – Play and washspaces Bambini → p. 238

**Accessories**

New

**Geberit Bambini decorative cover, front, for play and washspace, for two washbasin taps**



**Application purposes**

- For Geberit play and washspaces Bambini

**Technical data**

Material	Varicor®
----------	----------

**Scope of delivery**

- Fastening material

**Characteristics**

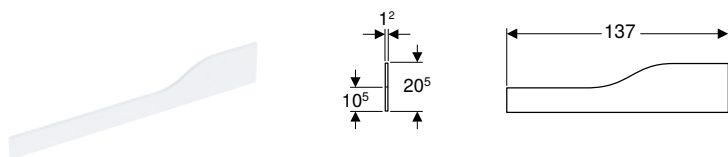
- Antibacterial
- Shockproof
- Scratchproof
- Easy cleaning
- Seamless surface repair

Art. no.	Surface / colour
430210016	white alpine
430210226	Varicor blue no. 226
430210227	Varicor red no. 227
430210229	Varicor green no. 229
430210301	Varicor orange no. 301
430210304	Varicor yellow no. 304

Available as of April 2019

**New**

## Geberit Bambini decorative cover, front, for play and washspace, for three washbasin taps, lower basin on the left



### Application purposes

- For Geberit play and washspaces Bambini

### Technical data

Material	Varicor®
----------	----------

### Characteristics

- Antibacterial
- Shockproof
- Scratchproof
- Easy cleaning
- Seamless surface repair

### Scope of delivery

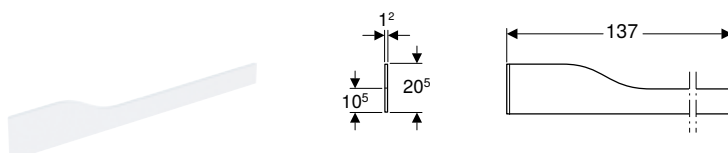
- Fastening material

Art. no.	Surface / colour
430310016	white alpine
430310226	Varicor blue no. 226
430310227	Varicor red no. 227
430310229	Varicor green no. 229
430310301	Varicor orange no. 301
430310304	Varicor yellow no. 304

Available as of April 2019

**New**

## Geberit Bambini decorative cover, front, for play and washspace, for three washbasin taps, lower basin on the right



### Application purposes

- For Geberit play and washspaces Bambini

### Technical data

Material	Varicor®
----------	----------

### Characteristics

- Antibacterial
- Shockproof
- Scratchproof
- Easy cleaning
- Seamless surface repair

### Scope of delivery

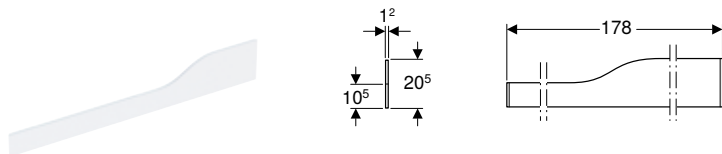
- Fastening material

Art. no.	Surface / colour
430360016	white alpine
430360226	Varicor blue no. 226
430360227	Varicor red no. 227
430360229	Varicor green no. 229
430360301	Varicor orange no. 301
430360304	Varicor yellow no. 304

Available as of April 2019

**New**

**Geberit Bambini decorative cover, front, for play and washspace, for four washbasin taps, lower basin on the left**



**Application purposes**

- For Geberit play and washspaces Bambini

**Technical data**

Material	Varicor®
----------	----------

**Characteristics**

- Antibacterial
- Shockproof
- Scratchproof
- Easy cleaning
- Seamless surface repair

**Scope of delivery**

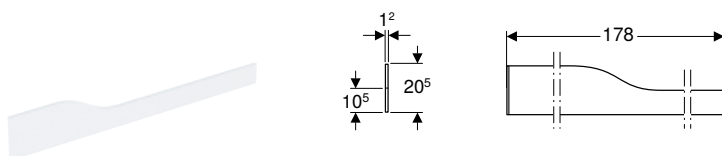
- Fastening material

Art. no.	Surface / colour
430010016	white alpine
430010226	Varicor blue no. 226
430010227	Varicor red no. 227
430010229	Varicor green no. 229
430010301	Varicor orange no. 301
430010304	Varicor yellow no. 304

Available as of April 2019

**New**

**Geberit Bambini decorative cover, front, for play and washspace, for four washbasin taps, lower basin on the right**



**Application purposes**

- For Geberit play and washspaces Bambini

**Technical data**

Material	Varicor®
----------	----------

**Characteristics**

- Antibacterial
- Shockproof
- Scratchproof
- Easy cleaning
- Seamless surface repair

**Scope of delivery**

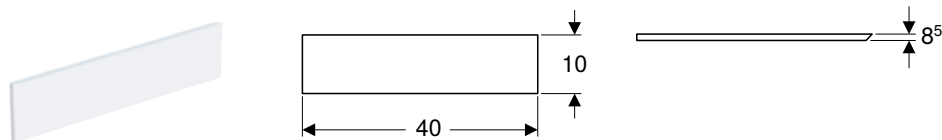
- Fastening material

Art. no.	Surface / colour
430060016	white alpine
430060226	Varicor blue no. 226
430060227	Varicor red no. 227
430060229	Varicor green no. 229
430060301	Varicor orange no. 301
430060304	Varicor yellow no. 304

Available as of April 2019

**New**

## Geberit Bambini decorative cover, side, for play and washspace, lower basin



### Application purposes

- For Geberit play and washspaces Bambini

### Technical data

Material	Varicor®
----------	----------

### Characteristics

- Antibacterial
- Shockproof
- Scratchproof
- Easy cleaning
- Seamless surface repair

### Scope of delivery

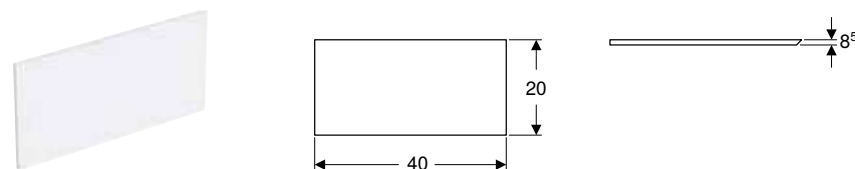
- Fastening material

Art. no.	Surface / colour
431020016	Varicor white no. 016
431020226	Varicor blue no. 226
431020227	Varicor red no. 227
431020229	Varicor green no. 229
431020301	Varicor orange no. 301
431020304	Varicor yellow no. 304

Available as of April 2019

**New**

## Geberit Bambini decorative cover, side, for play and washspace, upper basin



### Application purposes

- For Geberit play and washspaces Bambini

### Technical data

Material	Varicor®
----------	----------

### Characteristics

- Antibacterial
- Shockproof
- Scratchproof
- Easy cleaning
- Seamless surface repair

### Scope of delivery

- Fastening material

Art. no.	Surface / colour
431030016	Varicor white no. 016
431030226	Varicor blue no. 226
431030227	Varicor red no. 227
431030229	Varicor green no. 229
431030301	Varicor orange no. 301
431030304	Varicor yellow no. 304























Available as of April 2019



# WCs

## Accessory overview – Geberit Bambini wall-hung and floor-standing WCs

Geberit International Sales, version: January 2019

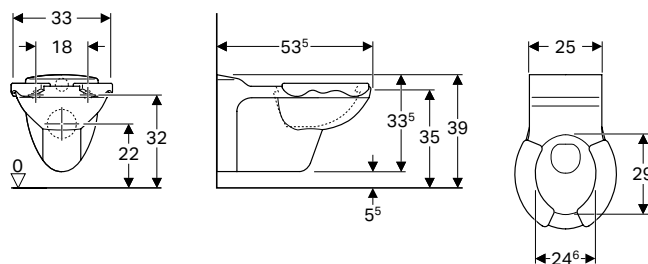
				Geberit Bambini wall-hung WC for children, washdown, for WC seat	Geberit Bambini floor-standing WC for children, washdown, lion paw design, for WC seat	Geberit Bambini floor-standing WC for children, washdown, lion paw design, with seat pads	Geberit Bambini floor-standing WC for children, washout, for WC seat	Geberit Bambini floor-standing WC for babies and small children, washdown
				201700000 201700600	212000000 212000600	Y212010000 Y212010600 2120150000 2120156000	211500000 211500600	211650000 211650600
								
				→ p. 227	→ p. 229	→ p. 228	→ p. 230	→ p. 229
Geberit Bambini WC seat for children	573334000		→ p. 231	✓	✓		✓	
	573337000		→ p. 231	✓	✓		✓	
Geberit Bambini WC seat for children, with grips, turtle design	573360000		→ p. 231	✓	✓		✓	
	573361000		→ p. 231	✓	✓		✓	
	573362000		→ p. 231	✓	✓		✓	
	573363000		→ p. 231	✓	✓		✓	
	573365000		→ p. 231	✓	✓		✓	
	573366000		→ p. 231	✓	✓		✓	
	573367000		→ p. 231	✓	✓		✓	
	573368000		→ p. 231	✓	✓		✓	
Geberit Bambini WC seat ring for children, with grips, turtle design	573370000		→ p. 232	✓	✓		✓	
	573371000		→ p. 232	✓	✓		✓	
	573372000		→ p. 232	✓	✓		✓	
	573373000		→ p. 232	✓	✓		✓	
Geberit Bambini straight connector for WC for children and babies	554010000		→ p. 237		✓	✓		
Geberit Bambini connection set for floor-standing WC for children and babies	554000000		→ p. 237		✓	✓		
Geberit Bambini WC seat ring for small children	573338000		→ p. 232					✓
	573348000		→ p. 232					✓

✓ (✓ Compatible)

## Wall-hung WCs

New

### Geberit Bambini wall-hung WC for children, washdown, with seat pads



#### Application purposes

- For children
- For childcare
- For concealed cisterns
- For pressure flushing valves

#### Characteristics

- Wall-hung
- Washdown WC
- With flush rim
- Class 1, full flush volume 6 l, in accordance with EN 997
- Seat pads made of PUR

#### Technical data

Material	Vitreous china
----------	----------------

#### Scope of delivery

- Seat pads

Art. no.	Surface / colour	B [cm]	H [cm]	T [cm]
201710000	Ceramic body: white Seat pad: carmine red	33	33.5	53.5
201715000	Ceramic body: white Seat pad: agate grey	33	33.5	53.5

Available as of April 2019

#### Accessories

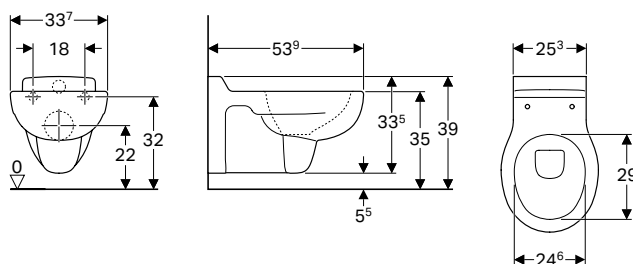
- Geberit connection set for wall-hung WC, length 30 cm → p. 346



- Depending on the installation type, a Geberit connection set for wall-hung WC, length 30 cm is required for mounting

New

### Geberit Bambini wall-hung WC for children, washdown, for WC seat



#### Application purposes

- For children
- For childcare
- For concealed cisterns
- For pressure flushing valves

#### Characteristics

- Wall-hung
- Washdown WC
- With flush rim
- Class 1, full flush volume 6 l, in accordance with EN 997

#### Technical data

Material	Vitreous china
----------	----------------

Art. no.	Surface / colour	B [cm]	H [cm]	T [cm]
201700000	white	33.7	33.5	53.5

Available as of April 2019

#### To order additionally

- WC seat or WC seat ring



## Geberit Bambini

WCs

Floor-standing WCs

### Can be combined with

- Geberit Bambini WC seat for children → p. 231
- Geberit Bambini WC seat for children, with grips, turtle design → p. 230
- Geberit Bambini WC seat ring for children, with grips, turtle design → p. 232

### Accessories

- Accessory overview – Geberit Bambini wall-hung and floor-standing WCs → p. 226

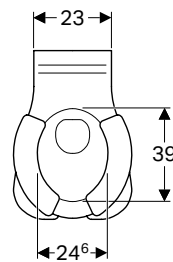
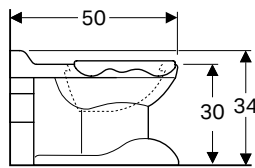
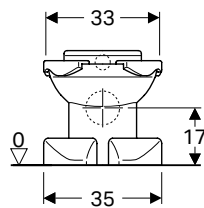


- Depending on the installation type, a Geberit connection set for wall-hung WC, length 30 cm is required for mounting

## Floor-standing WCs

**New**

### Geberit Bambini floor-standing WC for children, washdown, lion paw design, with seat pads



#### Application purposes

- For children
- For childcare
- For low, half-high and high level exposed cisterns
- For pressure flushing valves

#### Technical data

Material	Vitreous china
----------	----------------

#### Characteristics

- Floor-standing
- Washdown WC
- With flush rim
- Class 1, full flush volume 6 l, in accordance with EN 997
- Horizontal outlet
- With climbing aid
- Seat pads made of PUR
- With feet in lion paw design

#### Scope of delivery

- Seat pads

Art. no.	Surface / colour	B [cm]	H [cm]	T [cm]
212015000	Ceramic body: white Seat pad: agate grey	35	34	50
Y212010000	Ceramic body: white Seat pad: carmine red	35	34	50

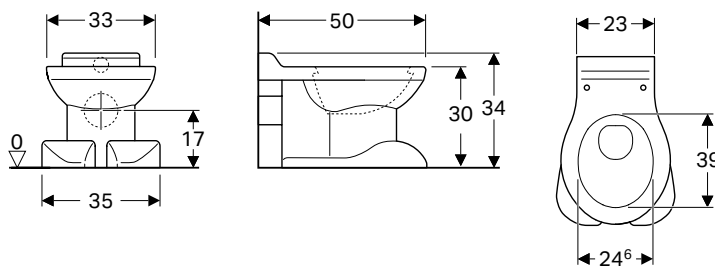
Available as of April 2019

#### Accessories

- Accessory overview – Geberit Bambini wall-hung and floor-standing WCs → p. 226

**New**

## Geberit Bambini floor-standing WC for children, washdown, lion paw design, for WC seat



### Application purposes

- For children
- For childcare
- For low, half-high and high level exposed cisterns
- For pressure flushing valves

### Characteristics

- Floor-standing
- Washdown WC
- With flush rim
- Class 1, full flush volume 6 l, in accordance with EN 997
- Horizontal outlet
- With climbing aid
- With feet in lion paw design

### Technical data

Material	Vitreous china
----------	----------------

Art. no.	Surface / colour	B [cm]	H [cm]	T [cm]
212000000	white	35	34	50

Available as of April 2019

### To order additionally

- WC seat or WC seat ring

### Can be combined with

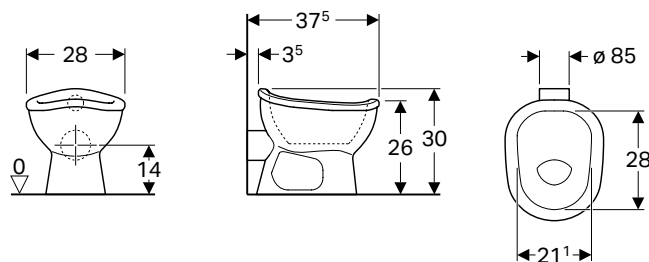
- Geberit Bambini WC seat for children → p. 231
- Geberit Bambini WC seat for children, with grips, turtle design → p. 230
- Geberit Bambini WC seat ring for children, with grips, turtle design → p. 232

### Accessories

- Accessory overview – Geberit Bambini wall-hung and floor-standing WCs → p. 226

**New**

## Geberit Bambini floor-standing WC for babies and small children, washdown



### Application purposes

- For small children
- For childcare
- For low, half-high and high level exposed cisterns
- For pressure flushing valves
- For replacing potties

### Characteristics

- Floor-standing
- Washdown WC
- With flush rim
- Class 1, full flush volume 5 l, in accordance with EN 997
- Horizontal outlet
- Potty chair shape

### Technical data

Material	Vitreous china
----------	----------------

Art. no.	Surface / colour	B [cm]	H [cm]	T [cm]
211650000	white	28	30	37.5

Available as of April 2019

### To order additionally

- WC seat ring



## Geberit Bambini

WCs  
WC seats

### Can be combined with

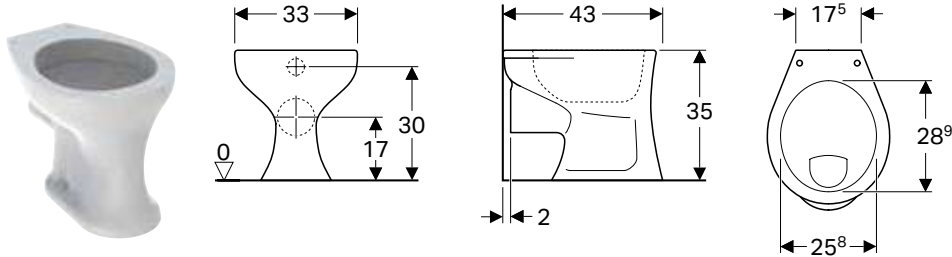
- Geberit Bambini WC seat ring for small children → p. 232

### Accessories

- Accessory overview – Geberit Bambini wall-hung and floor-standing WCs → p. 226

**New**

## Geberit Bambini floor-standing WC for children, washout, for WC seat



### Application purposes

- For children
- For childcare
- For concealed cisterns
- For pressure flushing valves

### Characteristics

- Floor-standing
- Washout WC
- With flush rim
- Class 1, full flush volume 6 l, in accordance with EN 997
- Horizontal outlet

### Technical data

Material	Vitreous china
----------	----------------

Art. no.	Surface / colour	B [cm]	H [cm]	T [cm]
211500000	white	33	35	43

Available as of April 2019

### To order additionally

- WC seat

### Can be combined with

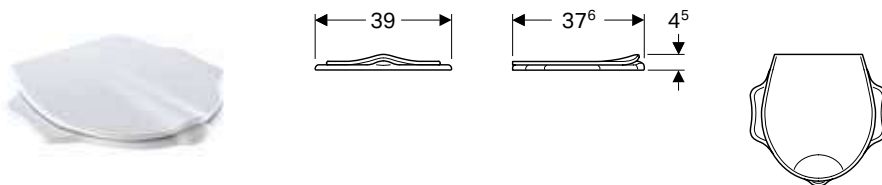
- Geberit Bambini WC seat for children → p. 231
- Geberit Bambini WC seat for children, with grips, turtle design → p. 230
- Geberit Bambini WC seat ring for children, with grips, turtle design → p. 232

### Accessories

- Accessory overview – Geberit Bambini wall-hung and floor-standing WCs → p. 226

## WC seats

### Geberit Bambini WC seat for children, with grips, turtle design



### Application purposes

- For WCs for children

### Technical data

Material	Duroplast
----------	-----------

### Scope of delivery

- Sticker with eye design

### Characteristics

- Child-friendly turtle design
- With grips
- WC seat ring with overhang for protection against urine splashes
- Rounded edges for avoiding injuries
- Recessed handle adapted to children's hands for easy and hygienic opening
- Easy to clean

Art. no.	Surface / colour	Soft-closing mechanism	Hinge material
573360000	N white	no	Stainless steel
573361000	N yellow-green	no	Stainless steel
573362000	N traffic yellow	no	Stainless steel
573363000	N ruby red	no	Stainless steel
573365000	white	yes	Brass chrome-plated
573366000	yellow-green	yes	Brass chrome-plated
573367000	traffic yellow	yes	Brass chrome-plated
573368000	ruby red	yes	Brass chrome-plated

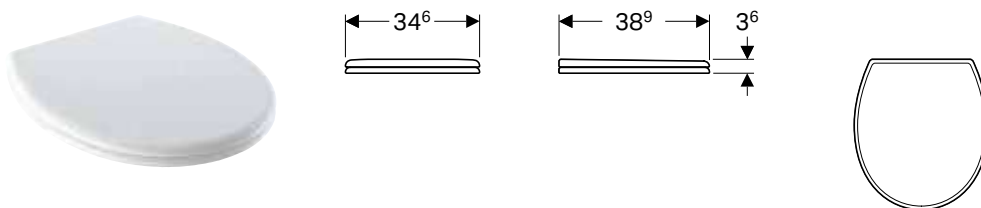
N: New, available as of April 2019

**Can be combined with**

- Geberit Bambini floor-standing WC for children, washdown, lion paw design, for WC seat → p. 229
- Geberit Bambini floor-standing WC for children, washout, for WC seat → p. 230
- Geberit Bambini wall-hung WC for children, washdown, for WC seat → p. 227

**New**

**Geberit Bambini WC seat for children**



**Application purposes**

- For WCs for children

**Technical data**

Material	Duroplast
----------	-----------

Art. no.	Surface / colour	Hinge material
573334000	white	Stainless steel
573337000	ruby red	Stainless steel

Available as of April 2019

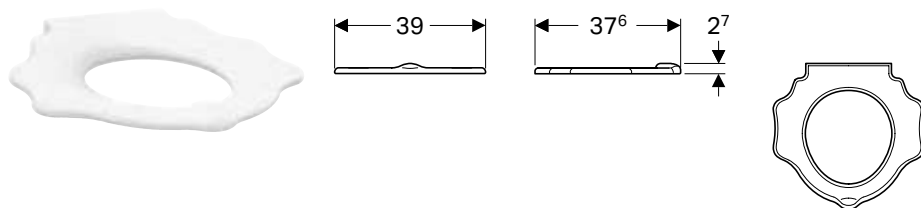
**Can be combined with**

- Geberit Bambini floor-standing WC for children, washdown, lion paw design, for WC seat → p. 229
- Geberit Bambini floor-standing WC for children, washout, for WC seat → p. 230
- Geberit Bambini wall-hung WC for children, washdown, for WC seat → p. 227

## WC seat rings

**New**

### Geberit Bambini WC seat ring for children, with grips, turtle design



#### Application purposes

- For WCs for children

#### Technical data

Material	Duroplast
----------	-----------

#### Characteristics

- Child-friendly turtle design
- With grips
- WC seat ring with overhang for protection against urine splashes
- Rounded edges for avoiding injuries
- Easy to clean

#### Scope of delivery

- Sticker with eye design

Art. no.	Surface / colour	Hinge material
573370000	white	Stainless steel
573371000	yellow-green	Stainless steel
573372000	traffic yellow	Stainless steel
573373000	ruby red	Stainless steel

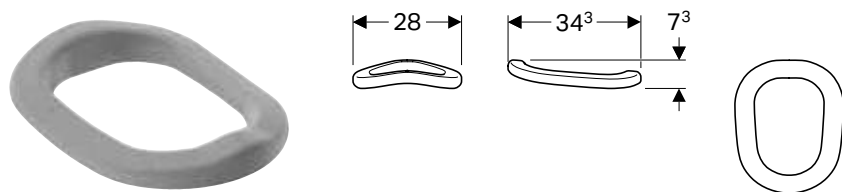
Available as of April 2019

#### Can be combined with

- Geberit Bambini floor-standing WC for children, washdown, lion paw design, for WC seat → p. 229
- Geberit Bambini floor-standing WC for children, washout, for WC seat → p. 230
- Geberit Bambini wall-hung WC for children, washdown, for WC seat → p. 227

**New**

### Geberit Bambini WC seat ring for small children



#### Application purposes

- For WCs for small children

#### Technical data

Material	PUR
----------	-----

Art. no.	Surface / colour
573338000	ruby red
573348000	agate grey

Available as of April 2019

#### Characteristics

- Lay-on seat
- Potty chair shape

#### Can be combined with

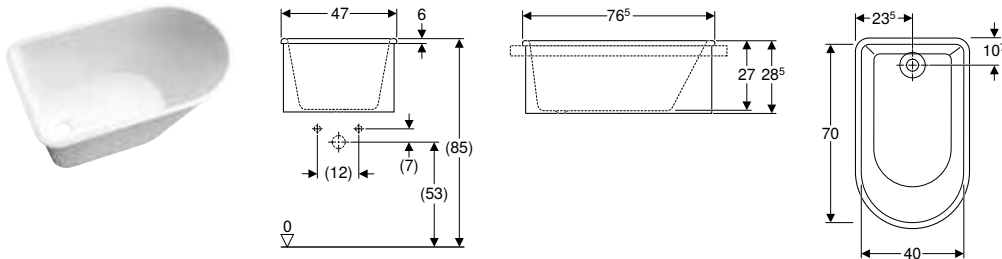
- Geberit Bambini floor-standing WC for babies and small children, washdown → p. 229

# Bathtubs

## Bathtubs made of solid surface material

New

### Geberit Bambini asymmetrical bathtub



#### Application purposes

- For mounting in washtops
- For health care facilities
- For childcare

#### Technical data

Material	Varicor®
----------	----------

#### Characteristics

- Outlet at foot
- Antibacterial
- Shockproof
- Scratchproof
- Easy cleaning
- Seamless surface repair

#### Scope of delivery

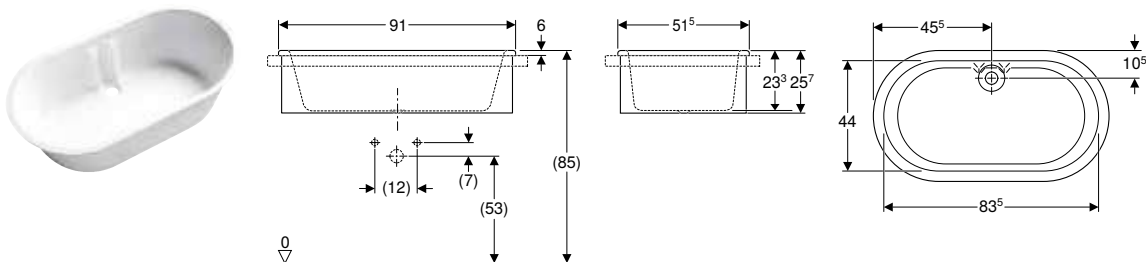
- Drain assembly with waste plug made of rubber
- Overflow pipe

Art. no.	Surface / colour	L [cm]	B [cm]	H [cm]	Total water capacity [l]
406010016	white alpine	76.5	47	28.5	40

Available as of April 2019

New

### Geberit Bambini oval bathtub



#### Application purposes

- For mounting in washtops
- For health care facilities
- For childcare

#### Technical data

Material	Varicor®
----------	----------

#### Characteristics

- Central outlet
- Oval
- Antibacterial
- Shockproof
- Scratchproof
- Easy cleaning
- Seamless surface repair

#### Scope of delivery

- Drain assembly with waste plug made of rubber
- Overflow pipe

Art. no.	Surface / colour	L [cm]	B [cm]	H [cm]	Total water capacity [l]
407010016	white alpine	91	51.5	25.7	80

Available as of April 2019

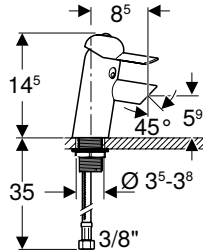


# Taps

## Washbasin taps

New

### Geberit Bambini washbasin tap, single-lever mixer



#### Application purposes

- For children
- For childcare
- For installation in washbasins or washtops
- For installation in play and washspaces Bambini
- For connecting cold and hot water

#### Technical data

Operating pressure	1–8.5 bar
Maximum test pressure, water	16 bar
Maximum test pressure, air / inert gas	3 bar
Maximum operating temperature, water, short-term	90 °C
Flow rate at 3 bar	5.7 l/min
Material	Brass

Art. no.

**571600000**

Available as of April 2019

#### Characteristics

- Child-friendly design
- Tap group I in accordance with DIN 4101
- Single-lever mixer
- With integrated check valve
- Housing, powder-coated
- Lever made of ABS
- Three-coloured (in the style of RAL 5002, RAL 3002, RAL 1023)

#### Scope of delivery

- Tap aerator key
- Key for lever
- Fastening material

#### Can be combined with

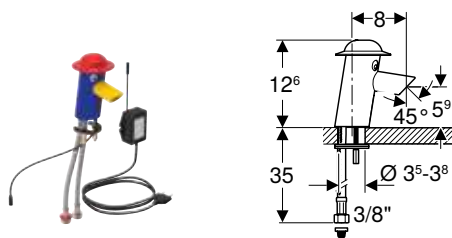
- Geberit Bambini play and washspace, for four washbasin taps, lower basin on the left → p. 221
- Geberit Bambini play and washspace, for three washbasin taps, lower basin on the left → p. 220
- Geberit Bambini play and washspace, for two washbasin taps → p. 219
- Geberit Bambini play and washspace, for four washbasin taps, lower basin on the right → p. 222
- Geberit Bambini play and washspace, for three washbasin taps, lower basin on the right → p. 220



- In order to avoid scalding, it's recommended to use the mini thermostat for Geberit washbasin taps
- 
- If the washbasin tap Bambini is used in the upper basin of a play and washspace Bambini in combination with a overflow pipe, the swiveling tap aerator for Geberit washbasin tap Bambini (art. no. 571410000) must be ordered separately

New

## Geberit Bambini washbasin tap, mains operation



### Application purposes

- For children
- For childcare
- For installation in washbasins or washtops
- For installation in play and washspaces Bambini
- For connecting cold and hot water

### Technical data

Nominal voltage	230 V AC
Mains frequency	50 Hz
Operating voltage	6 V DC
Operating pressure	1–8.5 bar
Maximum test pressure, water	16 bar
Maximum test pressure, air / inert gas	3 bar
Maximum operating temperature, water, short-term	90 °C
Flow rate at 3 bar	5.7 l/min
Interval flush	24 h
Interval flush time	10 s
Material	Brass

Art. no.

577660000

Available as of April 2019

### Characteristics

- Child-friendly design
- Tap group I in accordance with DIN 4101
- Infrared user detection
- Adjustable activation distance
- Interval flush
- Flush actuation for basin cleaning can be deactivated manually
- With integrated check valve
- Housing, powder-coated
- Hat made of polycarbonate
- Three-coloured (in the style of RAL 5002, RAL 3002, RAL 1023)

### Scope of delivery

- Power supply unit
- Basket filter
- Tap aerator key
- Fastening material

### Can be combined with

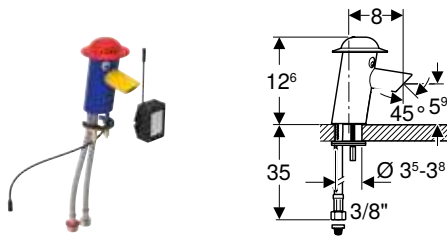
- Geberit Bambini play and washspace, for four washbasin taps, lower basin on the left → p. 221
- Geberit Bambini play and washspace, for three washbasin taps, lower basin on the left → p. 220
- Geberit Bambini play and washspace, for two washbasin taps → p. 219
- Geberit Bambini play and washspace, for four washbasin taps, lower basin on the right → p. 222
- Geberit Bambini play and washspace, for three washbasin taps, lower basin on the right → p. 220



- In order to avoid scalding, it's recommended to use the mini thermostat for Geberit washbasin taps
- If the washbasin tap Bambini is used in the upper basin of a play and washspace Bambini in combination with a overflow pipe, the swiveling tap aerator for Geberit washbasin tap Bambini (art. no. 571410000) must be ordered separately

**New**

## Geberit Bambini washbasin tap, battery operation



### Application purposes

- For children
- For childcare
- For installation in washbasins or washtops
- For installation in play and washspaces Bambini
- For connecting cold and hot water

### Technical data

Battery type	CR-P2 (6 V)
Operating voltage	6 V DC
Operating pressure	1–8.5 bar
Maximum test pressure, water	16 bar
Maximum test pressure, air / inert gas	3 bar
Maximum operating temperature, water, short-term	90 °C
Flow rate at 3 bar	5.7 l/min
Interval flush	24 h
Interval flush time	10 s
Material	Brass

### Characteristics

- Child-friendly design
- Tap group I in accordance with DIN 4101
- Infrared user detection
- Warning when the battery is low
- Adjustable activation distance
- Interval flush
- Flush actuation for basin cleaning can be deactivated manually
- With integrated check valve
- Housing, powder-coated
- Hat made of polycarbonate
- Three-coloured (in the style of RAL 5002, RAL 3002, RAL 1023)

### Scope of delivery

- Battery box
- Lithium battery, type CR-P2, 6 V
- Basket filter
- Tap aerator key
- Fastening material

Art. no.

**577650000**

Available as of April 2019

### Can be combined with

- Geberit Bambini play and washspace, for four washbasin taps, lower basin on the left → p. 221
- Geberit Bambini play and washspace, for three washbasin taps, lower basin on the left → p. 220
- Geberit Bambini play and washspace, for two washbasin taps → p. 219
- Geberit Bambini play and washspace, for four washbasin taps, lower basin on the right → p. 222
- Geberit Bambini play and washspace, for three washbasin taps, lower basin on the right → p. 220



- In order to avoid scalding, it's recommended to use the mini thermostat for Geberit washbasin taps
- If the washbasin tap Bambini is used in the upper basin of a play and washspace Bambini in combination with an overflow pipe, the swiveling tap aerator for Geberit washbasin tap Bambini (art. no. 571410000) must be ordered separately

## Waste fittings

### Drain assemblies for WC

New

#### Geberit Bambini connection set for floor-standing WC for children and babies



##### Application purposes

- For wall-hung WCs for children
- For floor-standing WCs for children and small children

##### Scope of delivery

- Connection set for WC,  $\varnothing$  90 mm

Art. no.	d, $\varnothing$ [mm]
554000000	90/45

Available as of April 2019

New

#### Geberit Bambini straight connector for WC for children and babies



##### Application purposes

- For wall-hung WCs for children
- For floor-standing WCs for children and small children

Art. no.	d, $\varnothing$ [mm]
554010000	90

Available as of April 2019






## Accessories

### Accessory overview – Play and washspaces Bambini

Geberit International Sales, version: January 2019

			Geberit Bambini play and washspace, for two washbasin taps	Geberit Bambini play and washspace, for three washbasin taps, lower basin on the left	Geberit Bambini play and washspace, for three washbasin taps, lower basin on the right	Geberit Bambini play and washspace, for four washbasin taps, lower basin on the left	Geberit Bambini play and washspace, for four washbasin taps, lower basin on the right	
			90 cm	135 cm		180 cm		
			430200016	430300016	430350016	430000016	430050016	
								
			→ p. 219	→ p. 220	→ p. 221	→ p. 221	→ p. 222	
Geberit Bambini decorative cover, front, for play and washspace, for two washbasin taps	430210016		→ p. 222	✓				
	430210227							
	430210304							
	430210226							
	430210229							
430210301								
Geberit Bambini decorative cover, side, for play and washspace, lower basin	431020016		→ p. 225	✓	✓	✓	✓	✓
	431020226							
	431020227							
	431020304							
	431020229							
431020301								
Geberit set of mounting brackets for play and washspace, for two washbasin taps	521095000		→ p. 240	✓				
Geberit waste outlet with free outlet	152.050.21.1		→ p. 343	✓	✓ <sup>2)</sup>	✓ <sup>2)</sup>	✓ <sup>2)</sup>	✓ <sup>2)</sup>
Geberit Bambini tap aerator for washbasin tap	571410000		→ p. 241		✓	✓		
Geberit Bambini decorative cover, front, for play and washspace, for three washbasin taps, lower basin on the left	430310016		→ p. 223		✓			
	430310226							
	430310227							
	430310304							
	430310229							
430310301								
Geberit Bambini decorative cover, side, for play and washspace, upper basin	431030016		→ p. 225		✓	✓	✓	✓
	431030226							
	431030227							
	431030304							
	431030229							
431030301								
Geberit set of mounting brackets for play and washspace, for three washbasin taps	521093000		→ p. 240		✓	✓		

Geberit International Sales, version: January 2019

		Geberit Bambini play and washspace, for two washbasin taps	Geberit Bambini play and washspace, for three washbasin taps, lower basin on the left	Geberit Bambini play and washspace, for three washbasin taps, lower basin on the right	Geberit Bambini play and washspace, for four washbasin taps, lower basin on the left	Geberit Bambini play and washspace, for four washbasin taps, lower basin on the right
		90 cm	135 cm		180 cm	
		430200016	430300016	430350016	430000016	430050016
						
		→ p. 219	→ p. 220	→ p. 221	→ p. 221	→ p. 222
Geberit Bambini decorative cover, front, for play and washspace, for three washbasin taps, lower basin on the right	430360016 430360226 430360227 430360304 430360229 430360301 → p. 223			✓		
Geberit Bambini decorative cover, front, for play and washspace, for four washbasin taps, lower basin on the left	430010016 430010226 430010227 430010304 430010229 430010301 → p. 224				✓	
Geberit set of mounting brackets for play and washspace, for four washbasin taps	521092000  → p. 240				✓	✓
Geberit Bambini decorative cover, front, for play and washspace, for four washbasin taps, lower basin on the right	430060016 430060226 430060227 430060304 430060229 430060301 → p. 224					✓
Geberit Bambini washbasin tap, battery operation	577650000  → p. 236	✓	✓	✓	✓	✓
Geberit Bambini washbasin tap, mains operation	577660000  → p. 235	✓	✓	✓	✓	✓
Geberit Bambini washbasin tap, single-lever mixer	571600000  → p. 234	✓	✓	✓	✓	✓
Geberit Bambini mini thermostat for washbasin tap	599113000  → p. 241	✓ <sup>1)</sup>	✓ <sup>1)</sup>	✓ <sup>1)</sup>	✓ <sup>1)</sup>	✓ <sup>1)</sup>

<sup>1)</sup> For scald protection in conjunction with washbasin taps Bambini 577650, 577660 and 571600000

<sup>2)</sup> For lower basin

## Mounting bracket

New

### Geberit set of mounting brackets for play and washspace, for two washbasin taps



**Application purposes**

- For Geberit play and washspaces Bambini

**Scope of delivery**

- Set of 2 pieces
- Fastening material

**Technical data**

Material	Steel
----------	-------

Art. no.

521095000

Available as of April 2019

New

### Geberit set of mounting brackets for play and washspace, for three washbasin taps



**Application purposes**

- For Geberit play and washspaces Bambini

**Scope of delivery**

- 3 wall anchors
- Fastening material

**Technical data**

Material	Steel
----------	-------

Art. no.

521093000

Available as of April 2019

New

### Geberit set of mounting brackets for play and washspace, for four washbasin taps



**Application purposes**

- For Geberit play and washspaces Bambini

**Scope of delivery**

- 4 wall anchors
- Fastening material

**Technical data**

Material	Steel
----------	-------

Art. no.

521092000

Available as of April 2019

## For washbasin taps type Bambini

**New**

### Geberit Bambini tap aerator for washbasin tap



#### Scope of delivery

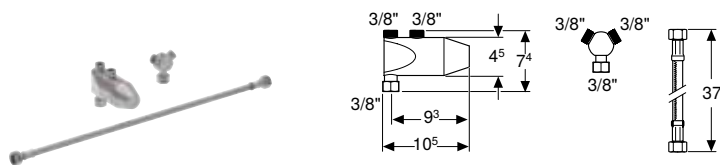
- Installation wrench

Art. no.	Flow rate [l/min]	Model
571410000	5.7	swivelling

Available as of April 2019

**New**

### Geberit Bambini mini thermostat for washbasin tap



#### Application purposes

- For washbasin taps Bambini
- For adjusting and limiting the hot water temperature
- For preventing scald injuries in case of cold water supply failure
- For mounting on angle stop valves 3/8"

#### Technical data

Operating pressure	1–5 bar
Operating temperature, hot water	60–65 °C
Operating temperature, cold water	10–15 °C
Flow rate at 3 bar	12 l/min
Material	Brass chrome-plated

#### Characteristics

- Tap group I in accordance with DIN 4101
- Scalding protection by thermal expansion element according to EN 1111
- Maximum water temperature can be adjusted at the outlet by thermostatic cartridge

#### Scope of delivery

- Y-piece
- Reinforced braided hose 3/8"
- Basket filter

Art. no.	599113000
----------	-----------

Available as of April 2019







# Geberit Option

<b>Bathroom furniture</b> .....	<b>244</b>
Accessory overview – Geberit Option bathroom furniture .....	244
Mirrors .....	244
Mirror cabinets .....	245

## Bathroom furniture

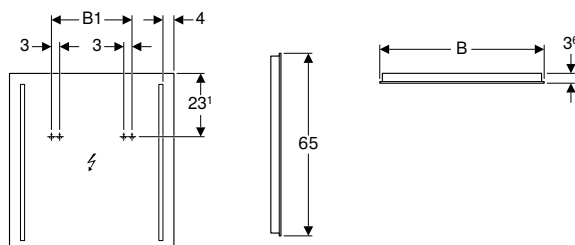
### Accessory overview – Geberit Option bathroom furniture

Geberit International Sales, version: January 2019

		Geberit Group magnetic holder	Geberit Group magnifying mirror
		510010000	510100000
			
		→ p. 320	→ p. 321
<b>Mirror</b>			
Option illuminated mirror, lighting on both sides	500.580.00.1		
	500.581.00.1		
	500.586.00.1	→ p. 244	
	500.587.00.1		
	500.588.00.1		
	500.589.00.1		
Option illuminated mirror, lighting at the top	500.584.00.1	→ p. 245	
	500.585.00.1		
<b>Mirror cabinets</b>			
Geberit Option Basic mirror cabinet with lighting, two doors	500.257.00.1		✓
	500.258.00.1	→ p. 245	✓
	500.273.00.1		✓
Option mirror cabinet with lighting, two doors	500.582.00.1		✓
	500.205.00.1	→ p. 246	✓
	500.583.00.1		✓
Geberit Option mirror cabinet with lighting, three doors	500.207.00.1	→ p. 247	✓
Option Plus mirror cabinet with lighting, two doors	500.593.00.1	→ p. 248	
	500.206.00.1		
Option Plus mirror cabinet with lighting, three doors	500.594.00.1	→ p. 249	
	500.592.00.1		
✓ Compatible			

## Mirrors

### Geberit Option illuminated mirror, lighting on both sides



#### Technical data

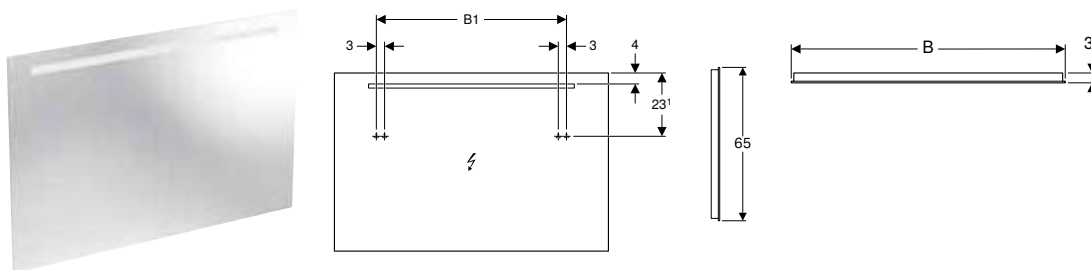
Protection class	I
Protection degree	IP44
Nominal voltage	230 V AC
Mains frequency	50 Hz
Operating voltage	12 V DC
Output voltage	12 V DC
Power consumption	20 W
Material	Glass
Energy efficiency class	A++
Light colour	4200 K

#### Characteristics

- Suitable for all bathroom series
- LED lighting
- Mechanical switch

Art. no.	B [cm]	B1 [cm]	H [cm]	T [cm]	Luminous flux [lm]
500.580.00.1	40	19.4	65	3.6	3200
500.581.00.1	50	19.4	65	3.6	3200
500.586.00.1	60	29.4	65	3.6	3200
500.587.00.1	70	39.4	65	3.6	3200
500.588.00.1	80	49.4	65	3.6	3200
500.589.00.1	90	59.4	65	3.6	3200

## Geberit Option illuminated mirror, lighting at the top



### Technical data

Protection class	I
Protection degree	IP44
Nominal voltage	230 V AC
Mains frequency	50 Hz
Operating voltage	12 V DC
Output voltage	12 V DC
Power consumption	15 W
Material	Glass
Energy efficiency class	A++
Light colour	4200 K

### Characteristics

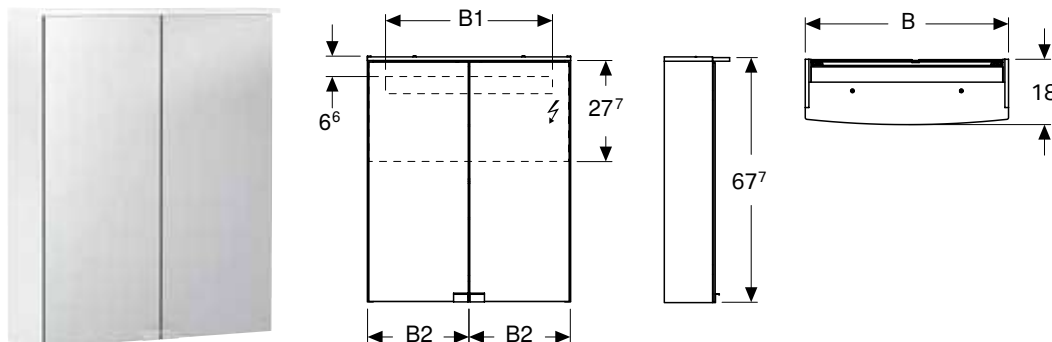
- Suitable for all bathroom series
- LED lighting
- Mechanical switch

Art. no.	B [cm]	B1 [cm]	H [cm]	T [cm]	Luminous flux [lm]
500.584.00.1	100	69.4	65	3.6	2400
500.585.00.1	120	89.4	65	3.6	2400

## Mirror cabinets

New

## Geberit Option Basic mirror cabinet with lighting, two doors



### Technical data

Protection class	I
Protection degree	IP44
Nominal voltage	230 V AC
Mains frequency	50 Hz
Operating voltage	12 V DC
Output voltage	12 V DC
Material	High-compressed three-layer chipboard
Energy efficiency class	A++
Light colour	4200 K

### Characteristics

- Suitable for all bathroom series
- LED lighting
- Mechanical switch
- Power socket
- Movable glass shelves
- With two doors
- Doors mirrored on both sides

### Scope of delivery

- 2 glass shelves
- Fastening material

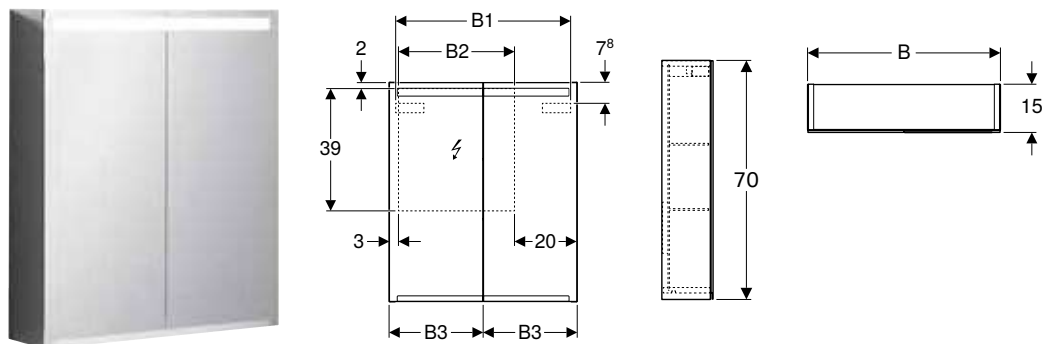
Art. no.	Surface / colour	B [cm]	B1 [cm]	B2 [cm]	H [cm]	T [cm]	Power consumption [W]	Plug type	Luminous flux [lm]
500.257.00.1	Body: matt coated / white Doors: inside and outside mirrored	50	46	25	67.5	14	9	CEE 7/16	1170
500.258.00.1	Body: matt coated / white Doors: inside and outside mirrored	55	52	27.5	67.5	14	10	CEE 7/16	1300
500.273.00.1	Body: matt coated / white Doors: inside and outside mirrored	60	56	30	67.5	14	11	CEE 7/16	1430

Available as of April 2019

### Accessories

- Accessory overview – Geberit Option bathroom furniture → p. 244

## Geberit Option mirror cabinet with lighting, two doors



### Technical data

Protection class	I
Protection degree	IP44
Nominal voltage	230 V AC
Mains frequency	50 Hz
Operating voltage	12 V DC
Output voltage	12 V DC
Material	High-compressed three-layer chipboard
Energy efficiency class	A++
Light colour	4200 K

### Characteristics

- Suitable for all bathroom series
- LED lighting
- Indirect lighting
- Touch-sensor switch for the upper light
- Touch-sensor switch for the bottom light
- Power socket
- Mirrored body
- With two doors
- Doors mirrored on both sides
- Movable glass shelves

### Scope of delivery

- 2 glass shelves
- Fastening material

Art. no.	Surface / colour	B [cm]	B1 [cm]	B2 [cm]	B3 [cm]	H [cm]	T [cm]	Power consumption [W]	Plug type	Luminous flux, indirect	
										Luminous flux [lm]	flux, indirect [lm]
500.582.00.1	Body: outside mirrored Doors: inside and outside mirrored	60	55.8	37	29.8	70	15	9.65	CEE 7/16	935	350
500.205.00.1	<b>N</b> Body: outside mirrored Doors: inside and outside mirrored	75	70.8	52	37.3	70	15	12.35	CEE 7/16	1190	455
500.583.00.1	Body: outside mirrored Doors: inside and outside mirrored	90	85.8	67	44.8	70	15	15.05	CEE 7/16	1445	560

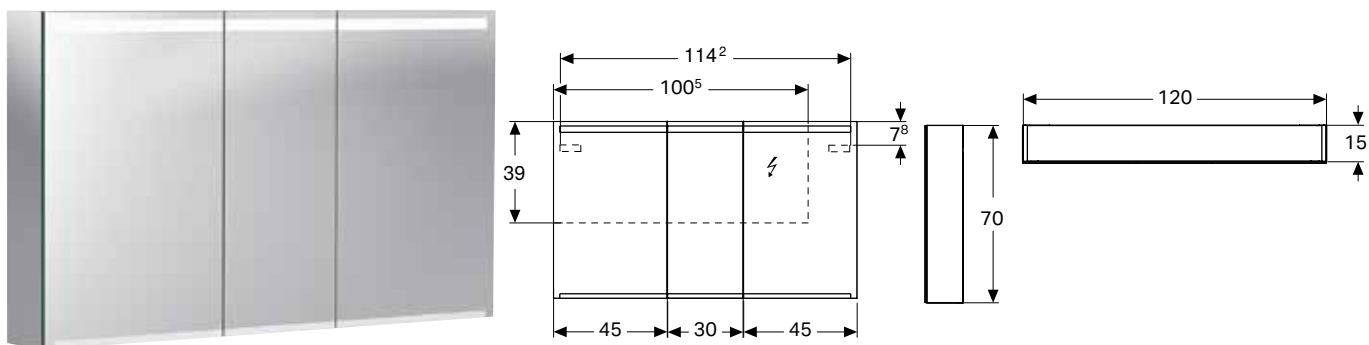
N: New, available as of April 2019

### Accessories

- Accessory overview – Geberit Option bathroom furniture → p. 244

New

## Geberit Option mirror cabinet with lighting, three doors



### Technical data

Protection class	I
Protection degree	IP44
Nominal voltage	230 V AC
Mains frequency	50 Hz
Operating voltage	12 V DC
Output voltage	12 V DC
Power consumption	20.45 W
Material	High-compressed three-layer chipboard
Energy efficiency class	A++
Light colour	4200 K

### Characteristics

- Suitable for all bathroom series
- LED lighting
- Indirect lighting
- Touch-sensor switch for the upper light
- Touch-sensor switch for the bottom light
- With two power sockets
- Mirrored body
- With three doors
- Doors mirrored on both sides
- Movable glass shelves

### Scope of delivery

- 6 glass shelves
- Fastening material

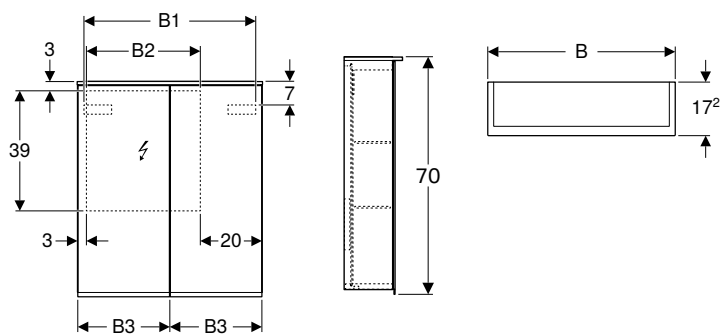
Art. no.	Surface / colour	B [cm]	H [cm]	T [cm]	Plug type	Luminous flux,	
						Luminous flux [lm]	indirect [lm]
500.207.00.1	Body: outside mirrored Doors: inside and outside mirrored	120	70	15	CEE 7/16	1995	770

Available as of April 2019

### Accessories

- Accessory overview – Geberit Option bathroom furniture → p. 244

## Geberit Option Plus mirror cabinet with lighting, two doors



### Technical data

Protection class	I
Protection degree	IP44
Nominal voltage	230 V AC
Mains frequency	50 Hz
Operating voltage	12 V DC
Output voltage	12 V DC
Material	High-compressed three-layer chipboard
Energy efficiency class	A++
Light colour	4200 K

### Characteristics

- Suitable for all bathroom series
- LED lighting
- Indirect lighting
- Touch-sensor switch for the upper light
- Touch-sensor switch for the bottom light
- Power socket
- USB port
- Mirrored body
- Mirrored back side
- With two doors
- Doors mirrored on both sides
- Movable glass shelves
- Magnifying mirror

### Scope of delivery

- 2 glass shelves
- Magnifying mirror
- Magnetic holder
- Fastening material

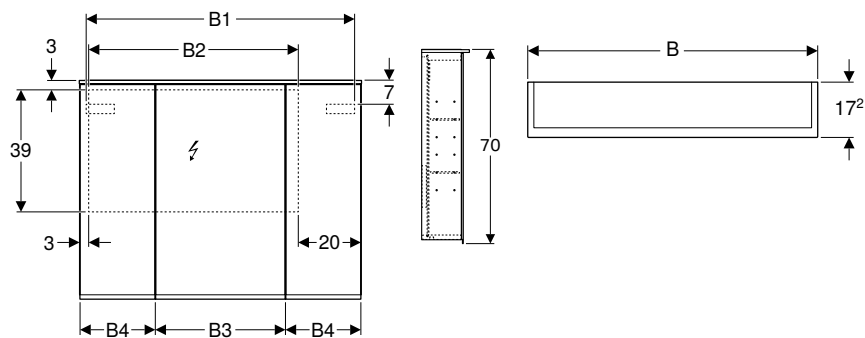
Art. no.	Surface / colour	B [cm]	B1 [cm]	B2 [cm]	B3 [cm]	H [cm]	T [cm]	Power consumption [W]	Plug type	Luminous flux, indirect	
										Luminous flux [lm]	flux [lm]
500.593.00.1	Body: outside mirrored Doors: inside and outside mirrored	60	54.5	37	29.8	70	17.2	10	CEE 7/16	2010	350
500.206.00.1	<b>N</b> Body: outside mirrored Doors: inside and outside mirrored	75	69.6	52	37.3	70	17.2	12.25	CEE 7/16	1260	455

N: New, available as of April 2019

### Accessories

- Accessory overview – Geberit Option bathroom furniture → p. 244

## Geberit Option Plus mirror cabinet with lighting, three doors



### Technical data

Protection class	I
Protection degree	IP44
Nominal voltage	230 V AC
Mains frequency	50 Hz
Operating voltage	12 V DC
Output voltage	12 V DC
Material	High-compressed three-layer chipboard
Energy efficiency class	A++
Light colour	4200 K

### Characteristics

- Suitable for all bathroom series
- LED lighting
- Indirect lighting
- Touch-sensor switch for the upper light
- Touch-sensor switch for the bottom light
- USB port
- Mirrored body
- Mirrored back side
- With two power sockets
- With three doors
- Doors mirrored on both sides
- Movable glass shelves
- Magnifying mirror

### Scope of delivery

- 6 glass shelves
- Magnifying mirror
- Magnetic holder
- Fastening material

Art. no.	Surface / colour	B [cm]	B1 [cm]	B2 [cm]	B3 [cm]	B4 [cm]	H [cm]	T [cm]	Power consumption [W]	Plug type	Luminous	
											Luminous flux [lm]	flux, indirect [lm]
500.594.00.1	Body: outside mirrored Doors: inside and outside mirrored	90	86.4	67	41.4	24	70	17.2	14.5	CEE 7/16	1470	560
500.592.00.1	Body: outside mirrored Doors: inside and outside mirrored	120	114.6	97	49.4	35	70	17.2	19	CEE 7/16	1890	770

### Accessories

- Accessory overview – Geberit Option bathroom furniture → p. 244





# Geberit Publica

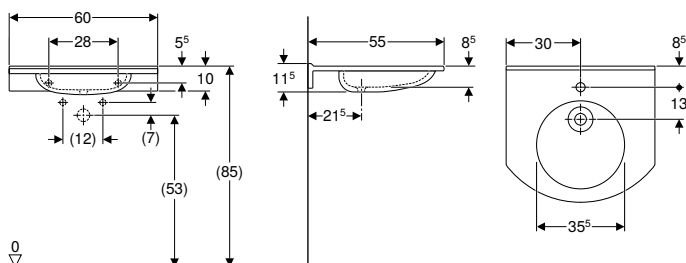
<b>Washbasins</b> .....	<b>252</b>
Washbasins made of solid surface material.....	252
<b>Squatting pans</b> .....	<b>254</b>
With flush.....	254
<b>Utility sinks</b> .....	<b>255</b>
Utility sinks made of sanitary ceramic.....	255
Accessories.....	257
<b>Disposal sinks</b> .....	<b>257</b>
Cleaner sinks.....	257
Cleaner funnels.....	258
Accessories.....	258
<b>Professional sinks</b> .....	<b>259</b>
Foot basins.....	259

## Washbasins

### Washbasins made of solid surface material

**New**

#### Geberit Publica washbasin



#### Application purposes

- Suitable for use by wheelchair users
- For health care facilities

#### Technical data

Material	Varicor®
----------	----------

#### Characteristics

- Barrier-free
- Ergonomically shaped grip zones
- With upstand to the wall
- Antibacterial
- Shockproof
- Scratchproof
- Easy cleaning
- Seamless surface repair

Art. no.	Surface / colour	B [cm]	H [cm]	T [cm]	Tap hole	Overflow
402060016	white alpine	60	11.5	55	centred	without

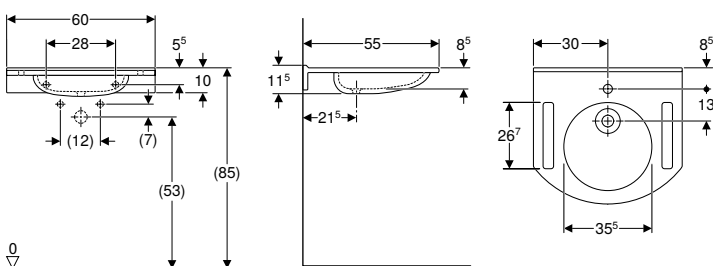
Available as of April 2019

#### To order additionally

- Fastening material

**New**

#### Geberit Publica washbasin with cut-outs



#### Application purposes

- Suitable for use by wheelchair users
- For health care facilities

#### Technical data

Material	Varicor®
----------	----------

#### Characteristics

- Barrier-free
- Cut-outs for gripping
- With upstand to the wall
- Antibacterial
- Shockproof
- Scratchproof
- Easy cleaning
- Seamless surface repair

Art. no.	Surface / colour	B [cm]	H [cm]	T [cm]	Tap hole	Overflow
402160016	white alpine	60	11.5	55	centred	without

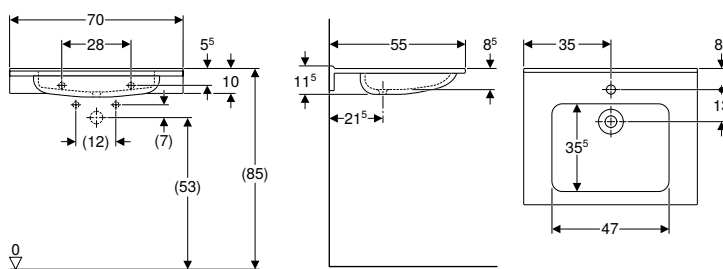
Available as of April 2019

#### To order additionally

- Fastening material

**New**

### Geberit Publica washbasin, square design



**Application purposes**

- Suitable for use by wheelchair users
- For health care facilities

**Technical data**

Material	Varicor®
----------	----------

**Characteristics**

- Barrier-free
- Square design
- Ergonomically shaped grip zones
- With upstand to the wall
- Antibacterial
- Shockproof
- Scratchproof
- Easy cleaning
- Seamless surface repair

Art. no.	Surface / colour	B [cm]	H [cm]	T [cm]	Tap hole	Overflow
402070016	white alpine	70	11.5	55	centred	without

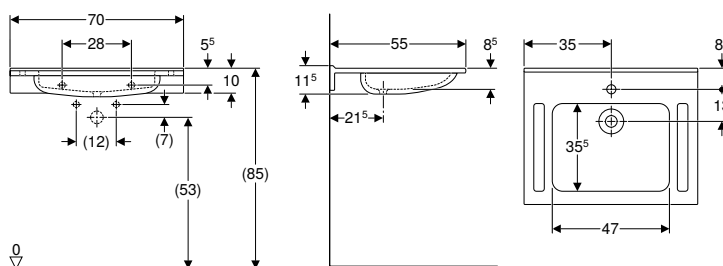
Available as of April 2019

**To order additionally**

- Fastening material

**New**

### Geberit Publica washbasin with cut-outs, square design



**Application purposes**

- Suitable for use by wheelchair users
- For health care facilities

**Technical data**

Material	Varicor®
----------	----------

**Characteristics**

- Barrier-free
- Square design
- Cut-outs for gripping
- With upstand to the wall
- Antibacterial
- Shockproof
- Scratchproof
- Easy cleaning
- Seamless surface repair

Art. no.	Surface / colour	B [cm]	H [cm]	T [cm]	Tap hole	Overflow
402170016	white alpine	70	11.5	55	centred	without

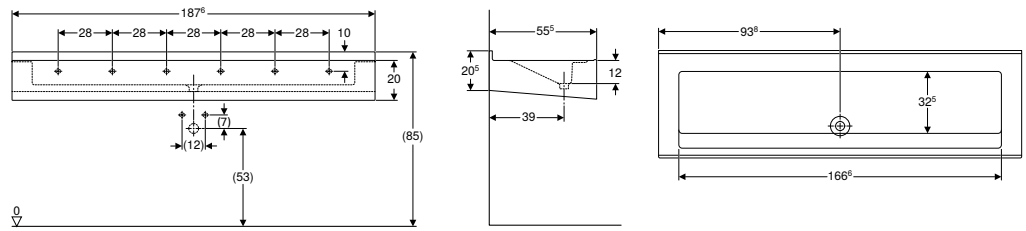
Available as of April 2019

**To order additionally**

- Fastening material

New

## Geberit Publica washing trough



### Application purposes

- For deck-mounted taps
- For wall-mounted taps
- For health care facilities
- For schools and other educational facilities
- For industry and commerce
- For single installation and installation in rows

### Characteristics

- Tap hole can be drilled individually
- Antibacterial
- Shockproof
- Scratchproof
- Easy cleaning
- Seamless surface repair

### Technical data

Material	Varicor®
----------	----------

Art. no.	Surface / colour	B [cm]	H [cm]	T [cm]	Tap hole	Overflow
401876016	white alpine	187.6	20.5	55.5	without	without

Available as of April 2019

### To order additionally

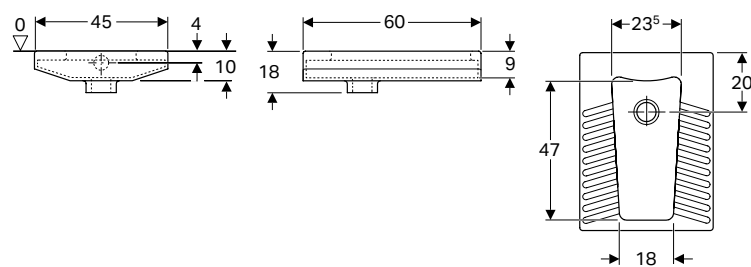
- Fastening material

## Squatting pans

### With flush

New

## Geberit Publica squatting pan



### Application purposes

- For floor-even installation
- For installation in thin bed mortar
- For concealed cisterns
- For pressure flushing valves
- For toilet use in squatting position

### Technical data

Material	Vitreous china
----------	----------------

Art. no.	Surface / colour	B [cm]	H [cm]	T [cm]
208580000	white	45	18	60

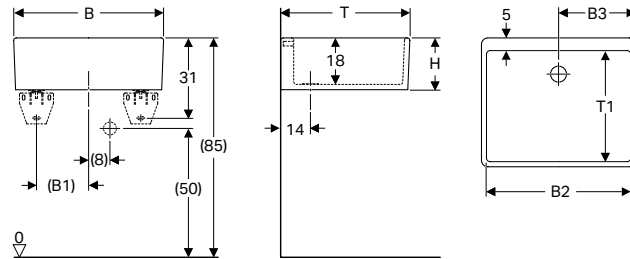
Available as of April 2019

## Utility sinks

### Utility sinks made of sanitary ceramic

New

#### Geberit Publica utility sink



#### Application purposes

- For mounting on wall anchors
- For mounting on washtops
- For pouring out waste water
- For cleaning very dirty objects
- For industry and commerce
- For health care facilities
- For schools and other educational facilities
- For private areas

#### Characteristics

- With one bowl
- Drain hole  $\varnothing$  62 mm

#### Scope of delivery

- Drain assembly
- Overflow assembly

#### Technical data

Material	Fireclay
----------	----------

Art. no.	Surface / colour	B [cm]	B1 [cm]	B2 [cm]	B3 [cm]	H [cm]	T [cm]	T1 [cm]	Overflow
360050000	white	50	15	46	25	14	40	11.5	without
361350000	white	50	16	46.5	25	20	39	32	visible
360060000	white	60	20	56	30	13	40	11.5	without
361360000	white	60	20	56.5	30	20	50	43	visible
360070000	white	70	25	66	35	20	50	14	without
361370000	white	70	25	66	35	20	50	43	visible

Available as of April 2019

#### To order additionally

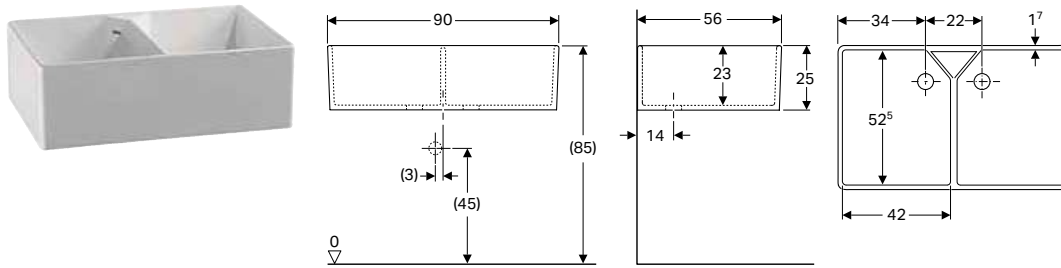
- Fastening material



- Utility sink 50 cm is mounted with wall anchors 36 cm
- Utility sinks 60 and 70 cm are mounted with wall anchors 45 cm

**New**

**Geberit Publica utility sink with two bowls**



**Application purposes**

- For mounting on wall anchors
- For mounting on washtops
- For pouring out waste water
- For cleaning very dirty objects
- For industry and commerce
- For health care facilities
- For schools and other educational facilities
- For private areas

**Characteristics**

- With two bowls
- Drain hole  $\varnothing$  62 mm

**Scope of delivery**

- Drain assembly
- Overflow assembly

**Technical data**

Material	Fireclay
----------	----------

Art. no.	Surface / colour	B [cm]	H [cm]	T [cm]	Overflow
350490000	white	90	25	56	visible

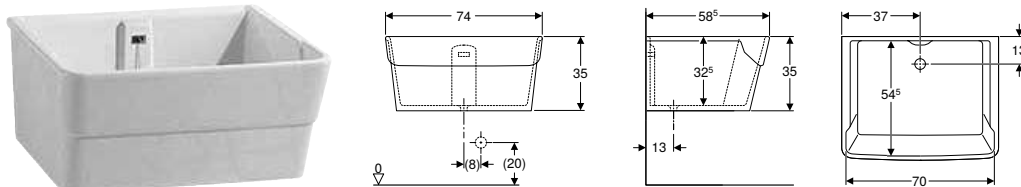
Available as of April 2019

**To order additionally**

- Fastening material

**New**

**Geberit Publica Garda utility sink**



**Application purposes**

- For cleaning very dirty objects
- For industry and commerce
- For health care facilities
- For laundrettes
- For private areas

**Characteristics**

- With one bowl
- Mounting on supports made of sanitary ceramic
- With recess to mount a washboard

**Scope of delivery**

- Drain assembly
- Overflow assembly

**Technical data**

Material	Fireclay
----------	----------

Art. no.	Surface / colour	B [cm]	H [cm]	T [cm]	Overflow
355675000	white	74	35	58.5	visible

Available as of April 2019

**To order additionally**

- Geberit Publica Garda support for utility sink → p. 257

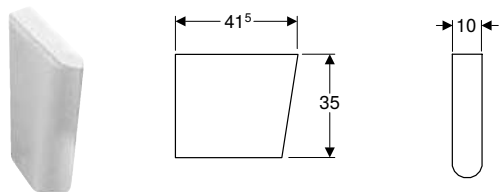


- Please order two pieces of support for Geberit Publica Garda utility sink

## Accessories

New

### Geberit Publica Garda support for utility sink



#### Application purposes

- For Geberit Publica Garda utility sink

#### Technical data

Material	Vitreous china
----------	----------------

Art. no.	Surface / colour	B [cm]	H [cm]	T [cm]
392075000	white	10.5	35	41.5

Available as of April 2019



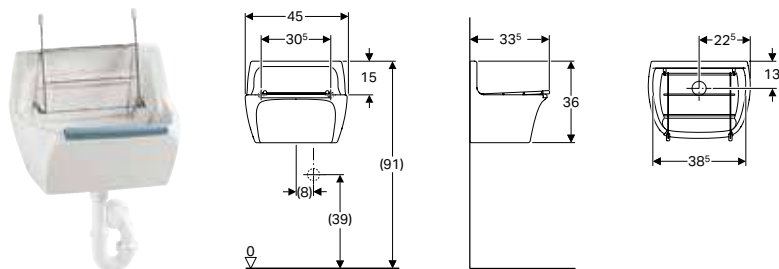
- Please order 2 pieces for one utility sink Publica Garda

## Disposal sinks

### Cleaner sinks

New

### Geberit Publica cleaner sink



#### Application purposes

- For pouring out waste water
- For cleaning very dirty objects
- For industry and commerce
- For health care facilities
- For schools and other educational facilities
- For private areas

#### Characteristics

- Drain hole  $\varnothing$  62 mm

#### Technical data

Material	Fireclay
----------	----------

Art. no.	Surface / colour	B [cm]	H [cm]	T [cm]	Overflow
367200000	white	45	36	33.5	without

Available as of April 2019

#### To order additionally

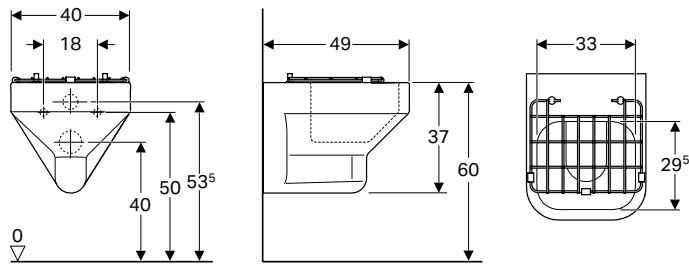
- Geberit Publica hinged grating with buffers → p. 258
- Geberit Publica sink rim guard → p. 259



## Cleaner funnels

New

### Geberit Publica slop hopper



#### Application purposes

- For concealed cisterns
- For pressure flushing valves
- For disposing of waste water, liquid waste and human excretions
- For industry and commerce
- For health care facilities
- For schools, childcare facilities and other educational facilities

#### Characteristics

- Wall-hung
- With flush rim

#### Scope of delivery

- Hinged grating made of stainless steel, with buffers

#### Technical data

Material	Vitreous china
----------	----------------

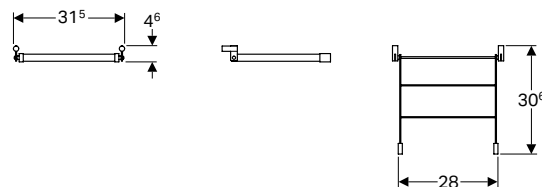
Art. no.	Surface / colour	B [cm]	H [cm]	T [cm]
201680600	KeraTect / white	40	37	49

Available as of April 2019

## Accessories

New

### Geberit Publica hinged grating with buffers



#### Technical data

Material	Stainless steel
----------	-----------------

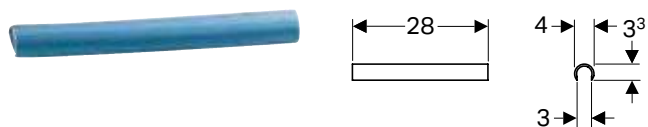
Art. no.

552201000

Available as of April 2019

New

## Geberit Publica sink rim guard



### Technical data

Material	Plastic
----------	---------

Art. no.

552003000

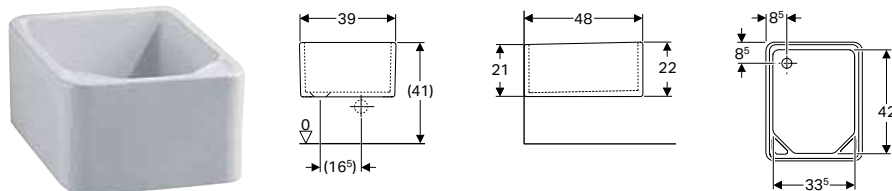
Available as of April 2019

## Professional sinks

### Foot basins

New

## Geberit Publica foot basin



### Application purposes

- For mounting on T-console brackets or for underpinning
- For mounting on washtops
- For washing and caring of the feet
- For industry and commerce
- For health care facilities

### Technical data

Material	Fireclay
----------	----------

Art. no.	Surface / colour	B [cm]	H [cm]	T [cm]	Overflow
108000000	white	39	21	48	without

Available as of April 2019

### To order additionally

- Fastening material



# Geberit AquaClean

<b>System overview Geberit AquaClean .....</b>	<b>263</b>
<b>WC complete solutions .....</b>	<b>264</b>
Wall-hung WCs .....	264
<b>WC enhancement solutions .....</b>	<b>269</b>
<b>Accessories .....</b>	<b>272</b>
Accessory overview – Water supply and electrical connection for Geberit concealed cisterns .....	272
For WC complete solutions .....	276
For WC enhancement solutions .....	278
For WC enhancement solutions and WC complete solutions .....	281
Consumables .....	284

## System overview Geberit AquaClean

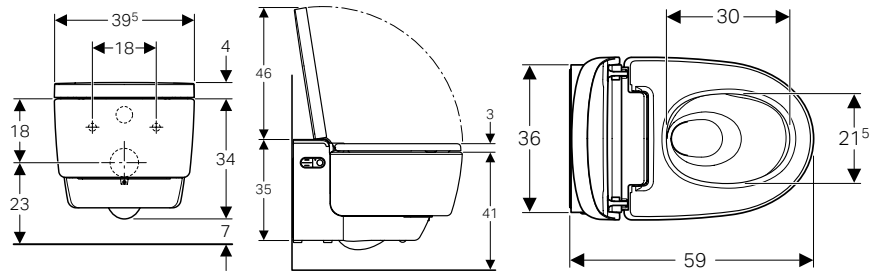
Model	Article no.	Bidet function with warm water	Adjustable water spray strength	Soft lid and seat closing	Oscillating spray	Air purification	Warm air dryer	
 AquaClean 4000	146.130.11.2	✓	✓	✓				
 Tuma Classic seat	146.074.11.1	✓	✓	✓	✓			
 Tuma Classic set	146.094.11.1	✓	✓	✓	✓			
 Tuma Comfort seat	146.274.11.1 146.274.SI.1 146.274.SJ.1 146.274.FW.1	✓	✓	✓	✓	✓	✓	
 Tuma Comfort set	146.294.11.1 146.294.SI.1 146.294.SJ.1 146.294.FW.1	✓	✓	✓	✓	✓	✓	
 AquaClean Sela	146.224.11.1 146.224.21.1	✓	✓	✓	✓			
 AquaClean Mera Classic	146.204.11.1 146.204.21.1	✓	✓	✓	✓	✓	✓	
 AquaClean Mera Comfort	146.214.11.1 146.214.21.1	✓	✓	✓	✓	✓	✓	

	Remote control	Compatible with AquaClean app	Rimless Ceramic included	WC lid with SoftOpening	WC seat with rapid heating function	Orientation light	Colours
							white alpine
		✓					white alpine
		✓	✓				white alpine
	✓	✓			✓		white alpine white glass black glass stainless steel brushed
	✓	✓	✓		✓		white alpine white glass black glass stainless steel brushed
	✓	✓	✓			✓	white alpine bright chrome-plated
	✓	✓	✓				white alpin bright chrome-plated
	✓	✓	✓	✓	✓	✓	white alpin bright chrome-plated

## WC complete solutions

### Wall-hung WCs

#### Geberit AquaClean Mera Comfort WC complete solution, wall-hung WC



#### Application purposes

- For convenient and odourless toilet use
- For gently cleaning the anal and vaginal areas with water

#### Technical data

Protection class	I
Protection degree	IPX4
Nominal voltage	230 V AC
Mains frequency	50 Hz
Power consumption	2000 W
Power consumption standby	≤ 0.5 W
Flow pressure	0.5–10 bar
Operating temperature	5–40 °C
Water temperature, adjustment range	34–40 °C
Spray time	30–50 s
Maximum load WC seat	150 kg

#### Scope of delivery

- Water supply connection set for Geberit Sigma concealed cistern 12 cm and Geberit Omega concealed cistern 12 cm, installation height 112 cm
- Female socket for mains connection
- Spray shield
- Descaling agent, 125 ml
- Cleaning set
- Connection set for WC, ø 90 mm
- Remote control with wall-mounted case and battery CR2032
- Fastening material

#### Characteristics

- Hybrid hot water system with continuous flow heater and storage water heater
- Anal shower with double-nozzle WhirlSpray shower technology
- Separate Lady shower nozzle in protected park position
- Adjustable shower water temperature
- Spray intensity can be set to five different levels
- Spray arm can be set to five different positions
- Adjustable oscillating spray (automatic forward and reverse motion of the spray arm)
- Automatic pre- and postrinsing of the spray nozzle with fresh water
- Descaling programme
- Rimless WC ceramic appliance featuring TurboFlush flush technology
- Washdown WC with special glaze KeraTect
- User detection
- Odour extraction with ceramic honey comb filter can be activated
- Odour extraction unit with run-on function
- Dryer can be activated
- Dryer arm can be extended
- Adjustable dryer temperature
- WC seat ring with rapid heating function
- Adjustable temperature of the WC-seat heating
- WC seat ring and WC lid with SoftClosing
- WC lid with SoftOpening
- Touchless opening and closing of the WC lid
- Activation of the orientation light when approaching
- Orientation light can be set in seven colours
- Functions and settings via remote control
- Four user profiles can be programmed
- Compatible with Geberit AquaClean app
- Water supply connection on the left, hidden behind the WC ceramic
- Mains connection with flexible three-wire sheathed cable, on the right side, hidden behind the WC ceramic
- External water supply connection on the left possible with accessories
- External mains connection with power outlet on the right possible
- Premounted sound insulation
- Approval in accordance with (DIN) EN 1717 / (DIN) EN 13077

Art. no. Surface / colour

146.214.11.1 white alpine

146.214.21.1 bright chrome-plated

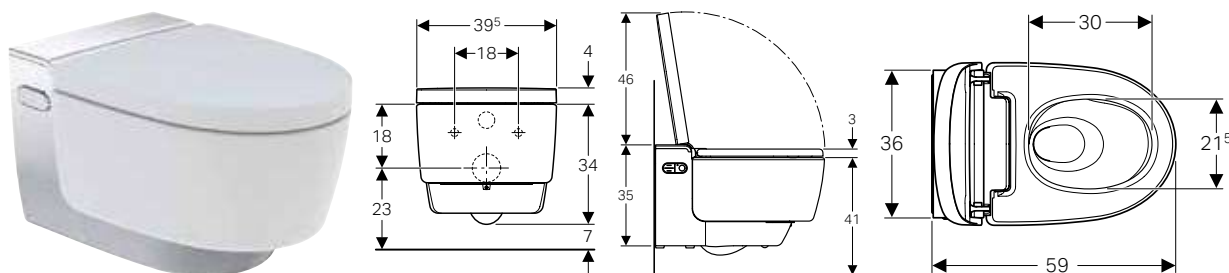
#### Accessories

- Accessory overview – Water supply and electrical connection for Geberit concealed cisterns → p. 272



- This product is supplied with the Geberit AquaClean descaling agent and the Geberit AquaClean cleaning agent. These consumables contain classified hazardous substances. Information, instructions and measures for handling hazardous substances safely can be found in the appendix or at [www.international.geberit.com](http://www.international.geberit.com).

## Geberit AquaClean Mera Classic WC complete solution, wall-hung WC



### Application purposes

- For convenient and odourless toilet use
- For gently cleaning the anal and vaginal areas with water

### Technical data

Protection class	I
Protection degree	IPX4
Nominal voltage	230 V AC
Mains frequency	50 Hz
Power consumption	2000 W
Power consumption standby	≤ 0.5 W
Flow pressure	0.5–10 bar
Operating temperature	5–40 °C
Water temperature, adjustment range	34–40 °C
Spray time	30–50 s
Maximum load WC seat	150 kg

### Scope of delivery

- Water supply connection set for Geberit Sigma concealed cistern 12 cm and Geberit Omega concealed cistern 12 cm, installation height 112 cm
- Female socket for mains connection
- Spray shield
- Descaling agent, 125 ml
- Cleaning set
- Connection set for WC,  $\varnothing$  90 mm
- Remote control with wall-mounted case and battery CR2032
- Fastening material

### Characteristics

- Hybrid hot water system with continuous flow heater and storage water heater
- Anal shower with double-nozzle WhirlSpray shower technology
- Separate Lady shower nozzle in protected park position
- Adjustable shower water temperature
- Spray intensity can be set to five different levels
- Spray arm can be set to five different positions
- Adjustable oscillating spray (automatic forward and reverse motion of the spray arm)
- Automatic pre- and postrinsing of the spray nozzle with fresh water
- Descaling programme
- Rimless WC ceramic appliance featuring TurboFlush flush technology
- Washdown WC with special glaze KeraTect
- User detection
- Odour extraction with ceramic honey comb filter can be activated
- Odour extraction unit with run-on function
- Dryer can be activated
- Dryer arm can be extended
- Adjustable dryer temperature
- WC seat ring and WC lid with SoftClosing
- WC lid with SoftOpening
- Functions and settings via remote control
- Four user profiles can be programmed
- Compatible with Geberit AquaClean app
- Water supply connection on the left, hidden behind the WC ceramic
- Mains connection with flexible three-wire sheathed cable, on the right side, hidden behind the WC ceramic
- External water supply connection on the left possible with accessories
- External mains connection with power outlet on the right possible
- Premounted sound insulation
- Approval in accordance with (DIN) EN 1717 / (DIN) EN 13077

Art. no.	Surface / colour
146.204.11.1	white alpine
146.204.21.1	bright chrome-plated

### Accessories

- Accessory overview – Water supply and electrical connection for Geberit concealed cisterns → p. 272

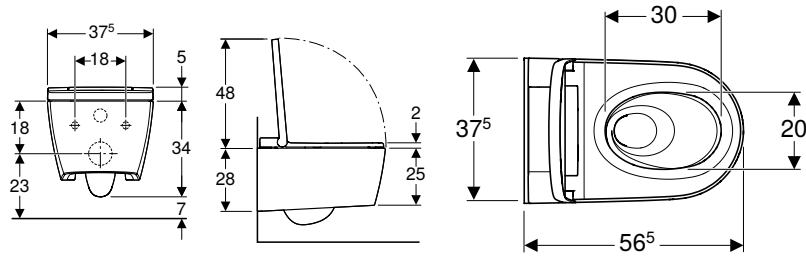


- This product is supplied with the Geberit AquaClean descaling agent and the Geberit AquaClean cleaning agent. These consumables contain classified hazardous substances. Information, instructions and measures for handling hazardous substances safely can be found in the appendix or at [www.international.geberit.com](http://www.international.geberit.com).



**New**

**Geberit AquaClean Sela WC complete solution, wall-hung WC**



**Application purposes**

- For convenient toilet use
- For gently cleaning the anal and vaginal areas with water

**Technical data**

Protection class	I
Protection degree	IPX4
Nominal voltage	230 V AC
Mains frequency	50 Hz
Power consumption	1850 W
Power consumption standby / with heating switched on	≤ 0.5 W
Flow pressure	0.5–10 bar
Operating temperature	5–40 °C
Water temperature, adjustment range	34–40 °C
Spray time	50 s
Maximum load WC seat	150 kg

**Scope of delivery**

- Water supply connection set for Geberit Sigma concealed cistern 12 cm and Geberit Omega concealed cistern 12 cm, installation height 112 cm
- Female socket for mains connection
- Sound insulation set
- Spray shield
- Descaling agent, 125 ml
- Cleaning set
- Connection set for WC, ø 90 mm
- Remote control with wall-mounted case and battery CR2032
- Fastening material

**Characteristics**

- Anal shower with WhirlSpray shower technology
- Separate Lady shower nozzle in protected park position
- Adjustable shower water temperature
- Spray intensity can be set to five different levels
- Spray arm can be set to five different positions
- Adjustable oscillating spray (automatic forward and reverse motion of the spray arm)
- Automatic pre- and postrinsing of the spray nozzle with fresh water
- Descaling programme
- Rimless WC ceramic appliance featuring TurboFlush flush technology
- Washdown WC with special glaze KeraTect
- User detection
- WC seat ring and WC lid with SoftClosing
- WC lid with SoftOpening
- Activation of the orientation light via brightness sensor
- Orientation light can be set in seven colours
- Functions and settings via remote control
- Four user profiles can be programmed
- Compatible with Geberit AquaClean app
- Water supply connection on the left, hidden behind the WC ceramic
- Mains connection with flexible three-wire sheathed cable, on the right side, hidden behind the WC ceramic
- External water supply connection on the left possible with accessories
- External mains connection with power outlet on the right possible
- Approval in accordance with (DIN) EN 1717 / (DIN) EN 13077

Art. no.            Surface / colour

146.224.11.1    white alpine

146.224.21.1    bright chrome-plated

Available as of April 2019

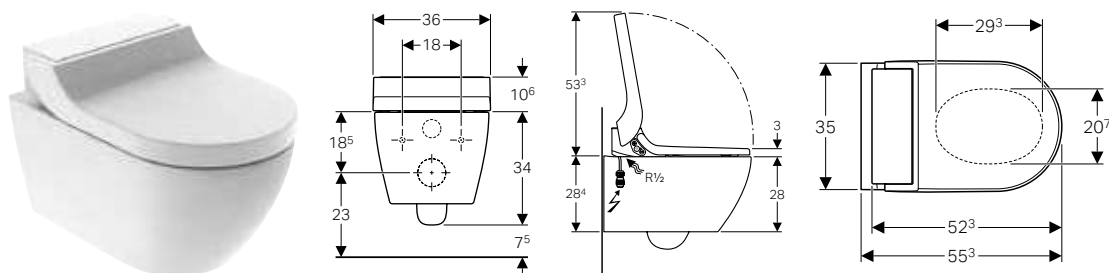
**Accessories**

- Accessory overview – Water supply and electrical connection for Geberit concealed cisterns → p. 272 → p. 274



- This product is supplied with the Geberit AquaClean descaling agent and the Geberit AquaClean cleaning agent. These consumables contain classified hazardous substances. Information, instructions and measures for handling hazardous substances safely can be found in the appendix or at [www.international.geberit.com](http://www.international.geberit.com).
- Replacement for art. no. 146.145.11.1

## Geberit AquaClean Tuma Comfort WC complete solution, wall-hung WC



### Application purposes

- For convenient and odourless toilet use
- For gently cleaning the anal and vaginal areas with water

### Technical data

Protection class	I
Protection degree	IPX4
Nominal voltage	230 V AC
Mains frequency	50 Hz
Power consumption	2000 W
Power consumption standby	≤ 0.5 W
Flow pressure	0.5–10 bar
Operating temperature	5–40 °C
Water temperature, adjustment range	34–40 °C
Water temperature, factory setting	37 °C
Spray time	50 s
Maximum load WC seat	150 kg

### Scope of delivery

- Water supply connection set for Geberit Sigma concealed cistern 12 cm and Geberit Omega concealed cistern 12 cm, installation height 112 cm
- Female socket for mains connection
- Sound insulation set
- Spray shield
- Compensation pad for WC seat / ceramic appliance
- Ceramic honeycomb filter
- Descaling agent, 125 ml
- Cleaning set
- Connection set for WC, ø 90 mm
- Remote control with wall-mounted case and battery CR2032
- Fastening material

### Characteristics

- Water heating via continuous flow heater
- Anal shower with WhirlSpray shower technology
- Separate Lady shower nozzle in protected park position
- Continuous flow heater can be deactivated
- Spray arm with nozzle can be extended for anal and vaginal area
- Spray intensity can be set to five different levels
- Spray arm can be set to five different positions
- Adjustable oscillating spray (automatic forward and reverse motion of the spray arm)
- Automatic pre- and postrinsing of the spray nozzle with fresh water
- Descaling programme
- Rimless WC ceramic appliance
- Washdown WC with special glaze KeraTect
- User detection
- Odour extraction with ceramic honey comb filter can be activated
- Odour extraction unit with run-on function
- Dryer can be activated
- WC seat ring with rapid heating function
- WC seat ring and WC lid with SoftClosing
- WC lid with SoftOpening
- Functions and settings via remote control
- Four user profiles can be programmed
- Water supply connection on the left, hidden behind the WC ceramic
- Mains connection with flexible three-wire sheathed cable, on the right side, hidden behind the WC ceramic
- Approval in accordance with (DIN) EN 1717 / (DIN) EN 13077
- Compatible with Geberit AquaClean app
- Shower water temperature can be adjusted via Geberit AquaClean App
- Dryer temperature can be adjusted via Geberit AquaClean App
- Temperature of the WC-seat heating can be adjusted via Geberit AquaClean App

Art. no. Surface / colour

146.294.11.1 white alpine

146.294.FW.1 stainless steel brushed

146.294.SI.1 glass / white

146.294.SJ.1 glass / black

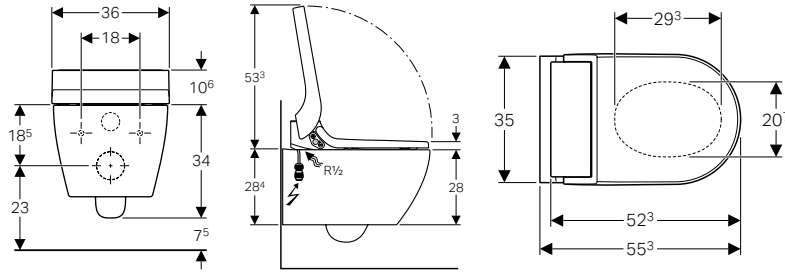
### Accessories

- Accessory overview – Water supply and electrical connection for Geberit concealed cisterns → p. 272



- This product is supplied with the Geberit AquaClean descaling agent and the Geberit AquaClean cleaning agent. These consumables contain classified hazardous substances. Information, instructions and measures for handling hazardous substances safely can be found in the appendix or at [www.international.geberit.com](http://www.international.geberit.com).

**Geberit AquaClean Tuma Classic WC complete solution, wall-hung WC**



**Application purposes**

- For gently cleaning the anal area with water
- For convenient toilet use

**Technical data**

Protection class	I
Protection degree	IPX4
Nominal voltage	230 V AC
Mains frequency	50 Hz
Power consumption	2000 W
Power consumption standby	≤ 0.5 W
Flow pressure	0.5–10 bar
Operating temperature	5–40 °C
Water temperature, adjustment range	34–40 °C
Water temperature, factory setting	37 °C
Spray time	50 s
Maximum load WC seat	150 kg

**Characteristics**

- Water heating via continuous flow heater
- Anal shower with WhirlSpray shower technology
- Spray arm with nozzle can be extended for anal area
- Spray intensity can be set to five different levels
- Oscillating spray (automatic forward and reverse motion of the spray arm)
- Automatic pre- and postrinsing of the spray nozzle with fresh water
- Descaling programme
- Rimless WC ceramic appliance
- Washdown WC with special glaze KeraTect
- WC seat ring and WC lid with SoftClosing
- WC lid with SoftOpening
- Water supply connection on the left, hidden behind the WC ceramic
- Mains connection with flexible three-wire sheathed cable, on the right side, hidden behind the WC ceramic
- Approval in accordance with (DIN) EN 1717 / (DIN) EN 13077
- Compatible with Geberit AquaClean app
- Shower water temperature can be adjusted via Geberit AquaClean App
- Continuous flow heater can be deactivated via Geberit AquaClean app
- Spray arm can be set to five different positions via Geberit AquaClean app

**Scope of delivery**

- Water supply connection set for Geberit Sigma concealed cistern 12 cm and Geberit Omega concealed cistern 12 cm, installation height 112 cm
- Female socket for mains connection
- Sound insulation set
- Spray shield
- Connection set for WC, ø 90 mm
- Fastening material

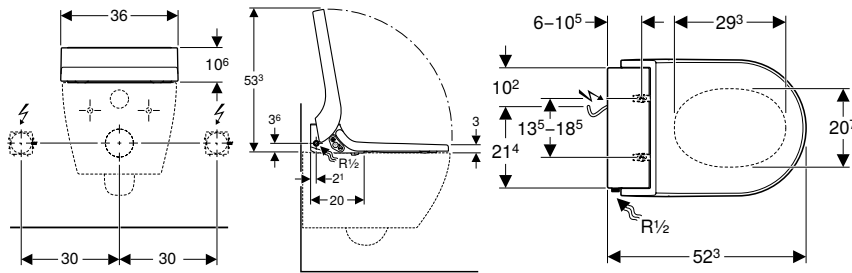
Art. no.	Surface / colour
146.094.11.1	white alpine

**Accessories**

- Accessory overview – Water supply and electrical connection for Geberit concealed cisterns → p. 272

## WC enhancement solutions

### Geberit AquaClean Tuma Comfort WC enhancement solution



#### Application purposes

- For convenient and odourless toilet use
- For gently cleaning the anal and vaginal areas with water
- For subsequent mounting on WC ceramic appliances (replaces WC seat)

#### Technical data

Protection class	I
Protection degree	IPX4
Nominal voltage	230 V AC
Mains frequency	50 Hz
Power consumption	2000 W
Power consumption standby	≤ 0.5 W
Cable length	2 m
Flow pressure	0.5–10 bar
Operating temperature	5–40 °C
Water temperature, adjustment range	34–40 °C
Water temperature, factory setting	37 °C
Spray time	50 s
Maximum load WC seat	150 kg

#### Scope of delivery

- Reinforced braided hose 3/8" with bend 1/2"
- Spray shield
- Compensation pad for WC seat / ceramic appliance
- Ceramic honeycomb filter
- Descaling agent, 125 ml
- Cleaning set
- Remote control with wall-mounted case and battery CR2032
- Fastening material

#### Characteristics

- Water heating via continuous flow heater
- Anal shower with WhirlSpray shower technology
- Separate Lady shower nozzle in protected park position
- Continuous flow heater can be deactivated
- Spray arm with nozzle can be extended for anal and vaginal area
- Spray intensity can be set to five different levels
- Spray arm can be set to five different positions
- Adjustable oscillating spray (automatic forward and reverse motion of the spray arm)
- Automatic pre- and post-rinsing of the spray nozzle with fresh water
- Descaling programme
- User detection
- Odour extraction with ceramic honey comb filter can be activated
- Odour extraction unit with run-on function
- Dryer can be activated
- WC seat ring with rapid heating function
- WC seat ring and WC lid with SoftClosing
- WC lid with SoftOpening
- Functions and settings via remote control
- Four user profiles can be programmed
- Water supply connection on the left
- Mains connection at rear, with hidden pipe-laying option to the left or right
- Mains connection cable can be cut to length
- Approval in accordance with (DIN) EN 1717 / (DIN) EN 13077
- Compatible with Geberit AquaClean app
- Shower water temperature can be adjusted via Geberit AquaClean App
- Dryer temperature can be adjusted via Geberit AquaClean App
- Temperature of the WC-seat heating can be adjusted via Geberit AquaClean App

Art. no. Surface / colour

146.274.11.1	white alpine
146.274.FW.1	stainless steel brushed
146.274.SI.1	glass / white
146.274.SJ.1	glass / black

#### To order additionally

- Water supply connection set

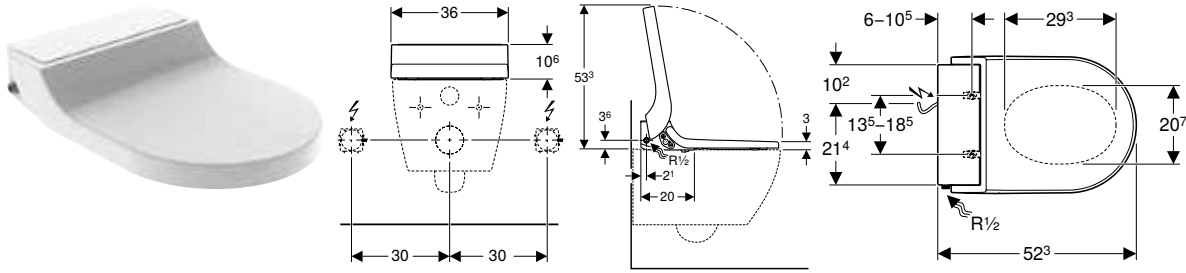
#### Accessories

- Accessory overview – Water supply and electrical connection for Geberit concealed cisterns → p. 272



- This product is supplied with the Geberit AquaClean descaling agent and the Geberit AquaClean cleaning agent. These consumables contain classified hazardous substances. Information, instructions and measures for handling hazardous substances safely can be found in the appendix or at [www.international.geberit.com](http://www.international.geberit.com).
- Choose water supply connection set according to the installation type

## Geberit AquaClean Tuma Classic WC enhancement solution



### Application purposes

- For convenient toilet use
- For gently cleaning the anal area with water
- For subsequent mounting on WC ceramic appliances (replaces WC seat)

### Technical data

Protection class	I
Protection degree	IPX4
Nominal voltage	230 V AC
Mains frequency	50 Hz
Power consumption	2000 W
Power consumption standby	≤ 0.5 W
Cable length	2 m
Flow pressure	0.5–10 bar
Operating temperature	5–40 °C
Water temperature, adjustment range	34–40 °C
Water temperature, factory setting	37 °C
Spray time	50 s
Maximum load WC seat	150 kg

### Characteristics

- Water heating via continuous flow heater
- Anal shower with WhirlSpray shower technology
- Spray arm with nozzle can be extended for anal area
- Spray intensity can be set to five different levels
- Oscillating spray (automatic forward and reverse motion of the spray arm)
- Automatic pre- and postrinsing of the spray nozzle with fresh water
- Descaling programme
- WC seat ring and WC lid with SoftClosing
- WC lid with SoftOpening
- Water supply connection on the left
- Mains connection at rear, with hidden pipe-laying option to the left or right
- Mains connection cable can be cut to length
- Approval in accordance with (DIN) EN 1717 / (DIN) EN 13077
- Compatible with Geberit AquaClean app
- Shower water temperature can be adjusted via Geberit AquaClean App
- Continuous flow heater can be deactivated via Geberit AquaClean app
- Spray arm can be set to five different positions via Geberit AquaClean app

### Scope of delivery

- Reinforced braided hose 3/8" with bend 1/2"
- Spray shield
- Fastening material

Art. no.	Surface / colour
146.074.11.1	white alpine

### To order additionally

- Water supply connection set

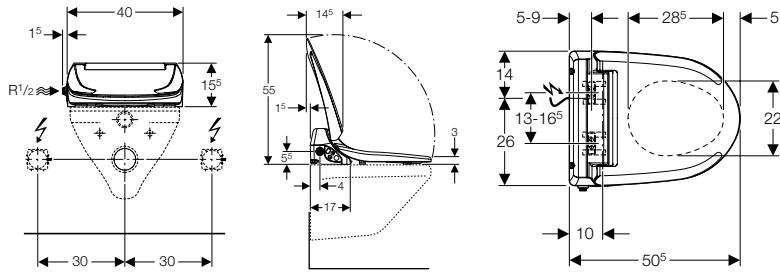
### Accessories

- Accessory overview – Water supply and electrical connection for Geberit concealed cisterns → p. 272



- Choose water supply connection set according to the installation type

## Geberit AquaClean 4000 WC enhancement solution



### Application purposes

- For convenient toilet use
- For gently cleaning the anal area with water
- For subsequent mounting on WC ceramic appliances (replaces WC seat)

### Technical data

Protection class	I
Protection degree	IPX4
Nominal voltage	230 V AC
Mains frequency	50–60 Hz
Power consumption	800 W
Power consumption standby / with heating switched on	0.45/5.8 W
Cable length	2 m
Flow pressure	0.5–10 bar
Operating temperature	10–40 °C
Water temperature, factory setting	37 °C
Spray time	20 s
Maximum load WC seat	150 kg

### Characteristics

- WC seat ring and WC lid with SoftClosing
- Integrated storage water heater
- Spray arm with nozzle can be extended for anal area
- Spray intensity can be set to five different levels
- Automatic pre- and postrinsing of the spray nozzle with fresh water
- Shower spray gradually cools down continuously during shower procedure
- Adjustable storage water heater operating mode (ON/OFF/economy mode)
- User detection for water heating
- Most recently used settings are stored automatically
- Water supply connection on the left
- Mains connection at rear, with hidden pipe-laying option to the left or right
- Mains connection cable can be cut to length
- Approval in accordance with (DIN) EN 1717 / (DIN) EN 13077

### Scope of delivery

- Water supply connection set for left connection, for exposed cistern
- Spray shield
- Compensation pad for WC seat / ceramic appliance
- Fastening material

Art. no.	Surface / colour	Plug type
146.130.11.2	white alpine	CEE 7/7

### Accessories









- Accessory overview – Water supply and electrical connection for Geberit concealed cisterns → p. 272

# Accessories

## Accessory overview – Water supply and electrical connection for Geberit concealed cisterns

Geberit International Sales, version: November 2018

		Sigma 12 cm until march 2013	Sigma 12 cm	Sigma 12 cm, barrier-free <sup>1)</sup>	Sigma 8 cm until march 2013	
						
<b>For Geberit AquaClean 4000</b>						
Water supply connection set	115.438.00.1					
	240.396.00.1					
	249.801.00.1		✓	✓	✓	✓
Concealed outlet for drywall and solid wall construction	242.001.00.1		✓	✓	✓	✓
<b>For Geberit AquaClean Tuma WC enhancement solutions</b>						
Water supply connection set	115.438.00.1					
	240.396.00.1					
	147.034.00.1					
	147.035.00.1		✓	✓	✓	✓
	147.036.00.1					
	147.045.00.1					
Concealed outlet for drywall and solid wall construction	242.001.00.1		✓	✓	✓	✓
<b>For Geberit AquaClean Sela WC complete solutions, wall-hung WC</b>						
Water supply connection set	147.020.00.1					
	147.045.00.1					
	249.801.00.1		✓			✓

	Sigma 8 cm until 2015	Sigma 8 cm from 2016	Omega 12 cm 82 / 98 cm	Omega 12 cm 112 cm	Kappa 15 cm until march 2013	Kappa 15 cm	Without conduit pipe	Exposed cistern, water supply connection left / centre / right
								
								✓ <sup>2)</sup>
								✓ <sup>3)</sup>
	✓	✓		✓				
	✓	✓	✓	✓	✓	✓	✓	
								✓ <sup>2)</sup>
								✓ <sup>3)</sup>
								✓ <sup>4)</sup>
	✓	✓		✓				
			✓		✓	✓		
							✓	
	✓	✓	✓	✓	✓	✓	✓	
			✓			✓		
							✓	



Geberit International Sales, version: November 2018

			Sigma 12 cm until march 2013	Sigma 12 cm	Sigma 12 cm, barrier-free <sup>1)</sup>	Sigma 8 cm until march 2013	
							
Outlet mounting box	242.837.00.1			✓			
Mains cable with mains plug	242.839.P0.1		✓			✓	
<b>For Geberit AquaClean Tuma WC complete solutions, wall-hung WC</b>							
Water supply connection set	147.020.00.1						
	249.801.00.1		✓			✓	
	147.045.00.1						
Mains cable with mains plug	242.839.P0.1		✓			✓	
<b>For Geberit AquaClean Mera</b>							
Water supply connection set	147.020.00.1						
	147.030.xx.1		✓			✓	
	147.031.xx.1						
	147.033.xx.1						
Mains cable with mains plug	242.839.P0.1		✓			✓	









✓ Required

<sup>1)</sup> Art. no. 111.350.00.5, 111.375.00.5

<sup>2)</sup> Rear water supply connection

<sup>3)</sup> Right water supply connection

<sup>4)</sup> Left water supply connection, for rear center and right water supply connection see optional accessories

	Sigma 8 cm until 2015	Sigma 8 cm from 2016	Omega 12 cm		Kappa 15 cm until march 2013	Kappa 15 cm	Without conduit pipe	Exposed cistern, water supply connection left / centre / right
			82 / 98 cm	112 cm				
								
	✓	✓	✓	✓		✓		
					✓		✓	
			✓			✓		
							✓	
					✓		✓	
			✓			✓		
					✓			
							✓	
					✓		✓	

## For WC complete solutions

### Water supply connection set for concealed cisterns 12 / 15 cm, for Geberit AquaClean WC complete solutions



#### Application purposes

- For connecting Geberit AquaClean Tuma WC complete solutions to Geberit concealed cisterns
- For connecting Geberit AquaClean Sela to Geberit concealed cisterns
- For connecting Geberit AquaClean Mera to Geberit concealed cisterns
- For Geberit Omega concealed cisterns 12 cm, installation height 82 / 98 cm
- For Geberit concealed cisterns with premounted conduit pipe for the water supply connection
- For water supply connection 5 cm from the central axis

#### Scope of delivery

- 2 reinforced braided hoses 3/8"
- Connecting material

Art. no.

147.020.00.1

### Water supply connection set for concealed cisterns 8 / 12 cm, for Geberit AquaClean Mera WC complete solutions



#### Application purposes

- For connecting Geberit AquaClean Mera to Geberit concealed cisterns
- For Geberit Sigma concealed cisterns 12 cm
- For Geberit Sigma concealed cisterns 8 cm
- For Geberit concealed cisterns with premounted conduit pipe for the water supply connection
- For water supply connection 19.5 cm from the central axis

#### Scope of delivery

- Side cover with feed-through for external water supply connection
- Reinforced braided hose 3/8"
- Cover collar

Art. no. Surface / colour

147.030.11.1 white alpine

147.030.21.1 bright chrome-plated

## Water supply connection set for Kappa concealed cisterns 15 cm, for Geberit AquaClean Mera WC complete solutions



### Application purposes

- For connecting Geberit AquaClean Mera to Geberit concealed cisterns
- For Geberit concealed cisterns with premounted conduit pipe for the water supply connection
- For water supply connection 19.5 cm from the central axis

### Scope of delivery

- Side cover with feed-through for external water supply connection
- 2 reinforced braided hoses 3/8"
- Cover collar

Art. no.	Surface / colour
147.031.11.1	white alpine
147.031.21.1	bright chrome-plated

## Conventional water supply connection set for Geberit AquaClean Mera



### Application purposes

- For conventional lateral water supply connections, left
- For connecting Geberit AquaClean Mera
- For connecting Geberit AquaClean WC complete solutions to visible barrier-free Geberit Duofix installation elements

### Scope of delivery

- Side cover with feed-through for external water supply connection
- Angle stop valve 1/2"
- Reinforced braided hose 3/8"

Art. no.	Surface / colour
147.033.11.1	white alpine
147.033.21.1	bright chrome-plated



- For connecting Geberit AquaClean Mera to visible barrier-free Geberit Duofix installation elements, art. no. 249.801.00.1 has to be ordered additionally

## Mains cable for Geberit AquaClean



### Application purposes

- For connecting Geberit AquaClean Tuma WC complete solutions to external power sockets, right 30 cm
- For connecting Geberit AquaClean Sela to an external power outlet, right 30 cm
- For connecting Geberit AquaClean Mera to an external power outlet, right 30 cm

### Characteristics

- Length 60 cm
- Premounted female socket

Art. no.	Plug type
242.839.P0.1	CEE 7/7

### Interface module for Geberit AquaClean Mera / Sela



#### Application purposes

- For hidden connection of electronic WC flush controls or actuator plates from Geberit
- For connecting Geberit actuator plates Sigma10 and Sigma80
- For connecting electronic flush actuations connected by wire

#### Characteristics

- Power supply via shower toilet

Art. no.

147.039.00.1

### WC seat, fixed, for Geberit AquaClean Mera Classic



#### Application purposes

- For Geberit AquaClean Mera Classic

#### Characteristics

- Withstands lateral forces

Art. no.

Surface / colour

147.042.11.1

white alpine

## For WC enhancement solutions

### Water supply connection set for exposed cisterns, for Geberit AquaClean Tuma WC enhancement solutions



#### Application purposes

- For connecting Geberit AquaClean Tuma WC enhancement solutions to exposed cisterns with left water supply connection
- For connecting Geberit AquaClean Tuma WC enhancement solutions to exposed cisterns with rear centre water supply connection
- For connecting Geberit AquaClean Tuma WC enhancement solutions to exposed cisterns with right water supply connection

#### Scope of delivery

- T-piece with male thread G 3/8", chrome-plated
- Straight copper pipe 0.5 m, chrome-plated
- Connecting material
- Fastening material

Art. no.

147.034.00.1



- For connecting Geberit AquaClean Tuma WC enhancement solutions to Geberit exposed cisterns with centre water supply connection, art. no. 115.438.00.1 has to be ordered additionally
- For connecting Geberit AquaClean Tuma WC enhancement solutions to Geberit exposed cisterns with right water supply connection, art. no. 147.034.00.1 has to be ordered additionally

## Geberit water supply connection set for exposed cisterns with rear centre water supply connection



### Application purposes

- For connecting Geberit AquaClean 4000 to exposed cisterns with rear centre water supply connection
- For connecting Geberit AquaClean Tuma WC enhancement solutions to exposed cisterns with rear centre water supply connection

### Scope of delivery

- 2 reinforced braided hoses 3/8"
- Connecting material
- Fastening material

Art. no.

115.438.00.1



- For connecting Geberit AquaClean Tuma WC enhancement solutions to Geberit exposed cisterns with centre water supply connection, art. no. 147.034.00.1 has to be ordered additionally

## Geberit water supply connection set for exposed cisterns with right water supply connection



### Application purposes

- For connecting Geberit AquaClean 4000 to exposed cisterns with right water supply connection
- For connecting Geberit AquaClean Tuma WC enhancement solutions to exposed cisterns with right water supply connection

### Scope of delivery

- 4 reinforced braided hoses R 3/8"
- Stand
- Fastening material

Art. no.

240.396.00.1



- For connecting Geberit AquaClean Tuma WC enhancement solutions to Geberit exposed cisterns with right water supply connection, art. no. 147.034.00.1 has to be ordered additionally

---

## Water supply connection set for concealed cisterns 12 cm, for Geberit AquaClean Tuma WC enhancement solutions

---



### Application purposes

- For Geberit concealed cisterns with premounted conduit pipe for the water supply connection
- For water supply connection 19.5 cm from the central axis
- For connecting Geberit AquaClean Tuma WC enhancement solutions to Geberit Sigma concealed cisterns 12 cm
- For connecting Geberit AquaClean Tuma WC enhancement solutions to Geberit Sigma concealed cisterns 8 cm
- For connecting Geberit AquaClean Tuma WC enhancement solutions to visible barrier-free Geberit Duofix installation elements
- For connecting Geberit AquaClean Tuma WC enhancement solutions to Geberit Omega concealed cisterns 12 cm, installation height 112 cm

### Scope of delivery

- Y-branch
- Angle stop valve 1/2"
- Cover collar
- 2 reinforced braided hoses 3/8"
- Connecting material
- Fastening material

Art. no.

147.035.00.1

---

---

## Water supply connection set for concealed cisterns 12 cm / 15 cm, for Geberit AquaClean Tuma WC enhancement solutions

---



### Application purposes

- For connecting Geberit AquaClean Tuma WC enhancement solutions to Geberit concealed cisterns
- For Geberit concealed cisterns with premounted conduit pipe for the water supply connection
- For water supply connection 19.5 cm from the central axis
- For Geberit Omega concealed cisterns 12 cm, installation height 82 / 98 cm

### Scope of delivery

- Angle stop valve 1/2"
- Cover collar
- 2 reinforced braided hoses 3/8"
- Connecting material
- Fastening material

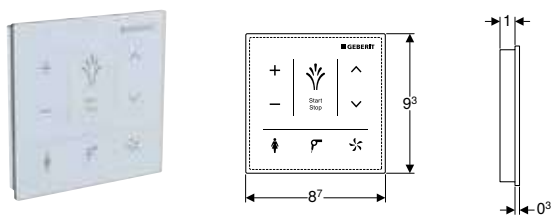
Art. no.

147.036.00.1

---

## For WC enhancement solutions and WC complete solutions

### Wall-mounted control panel for Geberit AquaClean



#### Application purposes

- For manual, wireless operation of the shower toilet functions
- For exposed installation
- For Geberit AquaClean Tuma Comfort
- For Geberit AquaClean Mera WC complete solutions

#### Technical data

Battery type	CR2032 (3 V)
Service life, supplied battery	~ 2 years
Operating temperature	5–40 °C

#### Characteristics

- Capacitive user interface
- Surface made of glass
- Connection via bluetooth
- Warning when the battery is low

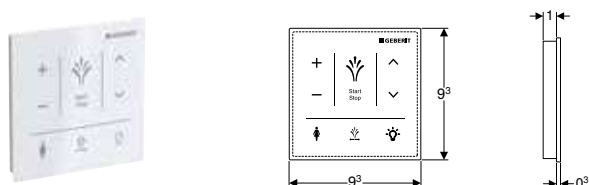
#### Scope of delivery

- 3 lithium batteries, type CR 2032
- Fastening material

Art. no.	Surface / colour	B [cm]	H [cm]
147.038.SI.1	glass / white	9.3	9.3
147.038.SJ.1	glass / black	9.3	9.3

**New**

### Wall-mounted control panel for Geberit AquaClean Sela



#### Application purposes

- For manual, wireless operation of the shower toilet functions
- For exposed installation
- For Geberit AquaClean Sela

#### Technical data

Battery type	CR2032 (3 V)
Service life, supplied battery	~ 2 years
Operating temperature	5–40 °C

#### Characteristics

- Capacitive user interface
- Surface made of glass
- Connection via bluetooth
- Warning when the battery is low

#### Scope of delivery

- 3 lithium batteries, type CR 2032
- Fastening material

Art. no.	Surface / colour
147.041.SI.1	glass / white

Available as of April 2019



### Geberit water supply connection set for concealed cisterns 8 / 12 cm



#### Application purposes

- For concealed cisterns with premounted conduit pipe for the water supply connection
- For water supply connection 19.5 cm from the central axis
- For connecting Geberit AquaClean 4000 to Geberit Sigma concealed cisterns 12 cm
- For connecting Geberit AquaClean 4000 to Geberit Sigma concealed cisterns 8 cm
- For connecting Geberit AquaClean 4000 to Geberit Omega concealed cisterns 12 cm, installation height 112 cm
- For connecting Geberit AquaClean 4000 to barrier-free Geberit Duofix installation elements
- For connecting Geberit AquaClean Tuma WC complete solutions to Geberit Sigma concealed cisterns 12 cm
- For connecting Geberit AquaClean Tuma WC complete solutions to Geberit Sigma concealed cisterns 8 cm
- For connecting Geberit AquaClean Tuma WC complete solutions to visible barrier-free Geberit Duofix installation elements
- For connecting Geberit AquaClean Sela WC complete solutions to Geberit Sigma concealed cisterns 8 cm
- For connecting Geberit AquaClean Sela WC complete solutions to visible barrier-free Geberit Duofix installation elements
- For connecting Geberit AquaClean Sela WC complete solutions to Geberit Omega concealed cisterns 12 cm, installation height 112 cm
- For connecting Geberit AquaClean Sela WC complete solutions to Geberit concealed cisterns 12 cm

#### Scope of delivery

- Y-branch
- Angle stop valve 1/2"
- 2 reinforced braided hoses 3/8"
- Fastening material

Art. no.

249.801.00.1



- For connecting Geberit AquaClean Mera to visible barrier-free Geberit Duofix installation elements, art. no. 147.033.xx.1 has to be ordered additionally

### Conventional water supply connection set for Geberit AquaClean Sela / Tuma



#### Application purposes

- For conventional lateral water supply connections, left
- For connecting Geberit AquaClean Sela
- For connecting Geberit AquaClean Tuma
- For connecting Geberit AquaClean WC complete solutions to visible barrier-free Geberit Duofix installation elements

#### Scope of delivery

- Angle stop valve 1/2"
- Reinforced braided hose 3/8"

Art. no.

147.045.00.1

## Geberit outlet mounting box



### Application purposes

- For connecting Geberit AquaClean Sela WC complete solutions in combination with Geberit actuator plates Sigma40 with integrated odour extraction unit
- For connecting Geberit AquaClean Sela WC complete solutions using fixed connections
- For connecting Geberit AquaClean Tuma WC complete solutions in combination with Geberit actuator plates Sigma10 and Sigma80
- For connecting Geberit Monolith Plus sanitary modules using a fixed connection
- For connecting Geberit Monolith sanitary modules in combination with Geberit AquaClean Mera / Sela / Tuma using a fixed connection

### Characteristics

- Cover with screw connection

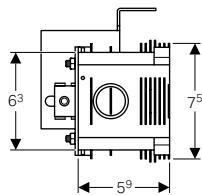
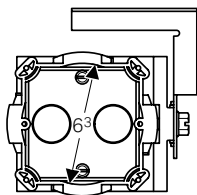
### Scope of delivery

- 3 grommets
- 3 terminals
- 2 hook-and-loop strips

Art. no.

242.837.00.1

## Geberit concealed outlet for drywall and solid wall construction



### Application purposes

- For Geberit AquaClean WC enhancement solutions
- For positioning the electrical connection on Geberit installation elements for wall-hung WC
- For Geberit Duofix, Geberit GIS and Geberit Kombifix installation elements
- For Geberit Duofix installation elements with a width of 50 cm

### Characteristics

- Break-out openings for cables and pipes
- Adjustable in depth

### Scope of delivery

- Outlet mounting box
- Fastening material

### Technical data

Material	PE-HD
----------	-------

Art. no.

242.001.00.1

## Consumables

### Geberit AquaClean cleaning agent



#### Application purposes

- For cleaning Geberit AquaClean shower toilet

#### Characteristics

- Content 500 ml
- Can be used immediately and undiluted
- Environmentally friendly
- Dermatologically approved

Art. no.

242.546.00.1



- This product is supplied with the Geberit AquaClean cleaning agent. This consumable contains classified hazardous substances. Information, instructions and measures for handling hazardous substances safely can be found in the appendix or at [www.international.geberit.com](http://www.international.geberit.com).

### Geberit AquaClean cleaning set



#### Application purposes

- For cleaning Geberit AquaClean shower toilet

#### Characteristics

- Can be used immediately and undiluted
- Environmentally friendly
- Dermatologically approved

#### Scope of delivery

- Cleaning agent, 500 ml
- Cloth

Art. no.

242.547.00.1



- This product is supplied with the Geberit AquaClean cleaning agent. This consumable contains classified hazardous substances. Information, instructions and measures for handling hazardous substances safely can be found in the appendix or at [www.international.geberit.com](http://www.international.geberit.com).

## Geberit AquaClean descaling agent



### Application purposes

- For descaling Geberit AquaClean Mera
- For descaling Geberit AquaClean Tuma
- For descaling Geberit AquaClean Sela

### Characteristics

- Content 125 ml

Art. no.

147.040.00.1



- This product is supplied with the Geberit AquaClean descaling agent. This consumable contains classified hazardous substances. Information, instructions and measures for handling hazardous substances safely can be found in the appendix or at [www.international.geberit.com](http://www.international.geberit.com).

## Active carbon filter for Geberit AquaClean WC complete solutions



### Application purposes

- For Geberit AquaClean 8000plus
- For Balena 8000

Art. no.

250.022.00.1

## Geberit AquaClean nozzle cleaner



### Application purposes

- For Geberit AquaClean 8000plus
- For Balena 8000

### Characteristics

- Content 400 ml
- For approx. 650 uses
- Dermatologically approved

Art. no.

242.545.00.1



- This product is supplied with the Geberit AquaClean nozzle cleaner. This consumable contains classified hazardous substances. Information, instructions and measures for handling hazardous substances safely can be found in the appendix or at [www.international.geberit.com](http://www.international.geberit.com).



■ GEBERIT

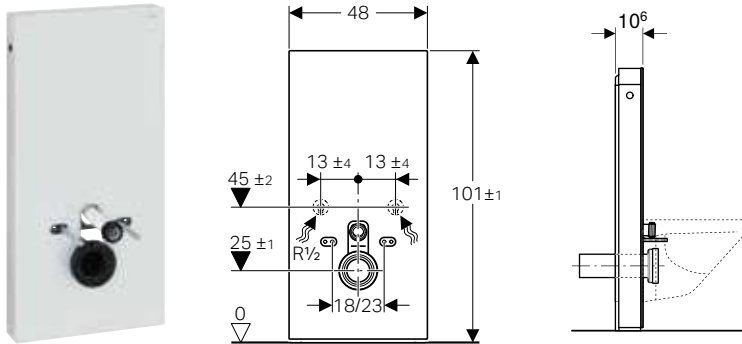
# Geberit Monolith

<b>Sanitary modules for WCs.....</b>	<b>288</b>
For wall-hung WCs .....	288
For floor-standing WCs.....	292
Accessories.....	296
<b>Sanitary modules for bidets .....</b>	<b>299</b>
For wall-hung and floor-standing bidets .....	299

# Sanitary modules for WCs

## For wall-hung WCs

### Geberit Monolith sanitary module for wall-hung WC, 101 cm



#### Application purposes

- For renovations, conversions and new buildings
- For wall inlets with inlet height > 23 cm
- For replacing low-level exposed cisterns
- For replacing wall-hung WCs with close-coupled exposed cistern
- For Geberit AquaClean WC complete solutions
- For connecting Geberit AquaClean WC enhancement solutions, with accessories
- For mounting on finished floors
- For installation in front of drywalls or solid walls
- For compensating the offset between WC connections and wall drains using a stepped straight connector for wall-hung WCs

#### Technical data

Flow pressure	0.1–10 bar
Flush volume, factory setting	6 and 3 l
Flush volume large, adjustment range	4.5 / 6 l
Flush volume small	3 l

#### Characteristics

- Dual flush
- Compensation of dimensional tolerances possible
- Height-adjustable up to 7 cm
- Front cladding made of glass (ESG)
- Fastening height WC ceramic appliance  $35 \pm 1$  cm
- Cistern fully insulated against condensation
- Side cladding made of aluminium brushed
- Self-supporting
- Adjustable flush volume
- Water supply connection on the bottom
- Water supply connection on the left/right possible with accessories

#### Scope of delivery

- Water supply connection set with 2 angle stop valves, 1/2"
- Flush bend extension 160 mm
- Sleeve made of EPDM,  $\varnothing$  44 / 55 mm
- Straight connector made of PE-HD,  $\varnothing$  90 mm
- Adapter socket made of PE-HD,  $\varnothing$  90 / 110 mm
- 2 threaded rods M12
- Sound insulation set
- Base cover
- Fastening material for drywall
- Fastening material

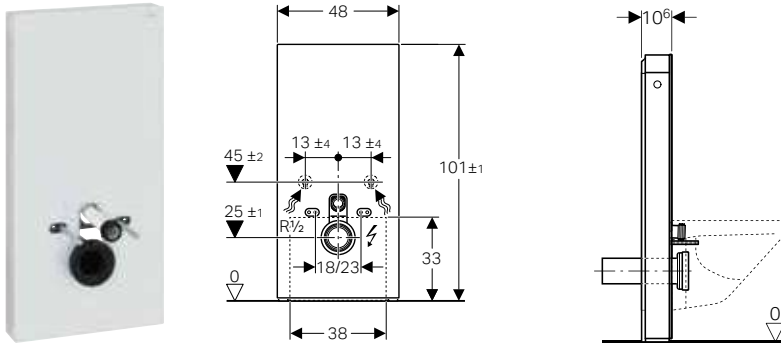
Art. no. Surface / colour

131.021.SI.5	glass / white
131.021.SJ.5	glass / black
131.021.SL.5	glass / mint
131.021.SQ.5	glass / umber
131.021.TG.5	glass / sand

#### Accessories

- Geberit straight connector set for wall-hung WC, stepped by 3 cm → p. 296
- Geberit straight connector set for wall-hung WC, stepped by 7 cm → p. 297
- Lateral water supply connection set for Geberit Monolith sanitary module for WC → p. 296

## Geberit Monolith Plus sanitary module for wall-hung WC, 101 cm



### Application purposes

- For renovations, conversions and new buildings
- For wall inlets with inlet height > 23 cm
- For replacing low-level exposed cisterns
- For replacing wall-hung WCs with close-coupled exposed cistern
- For Geberit AquaClean WC complete solutions
- For connecting Geberit AquaClean WC enhancement solutions, with accessories
- For mounting on finished floors
- For installation in front of drywalls or solid walls
- For compensating the offset between WC connections and wall drains using a stepped straight connector for wall-hung WCs

### Technical data

Protection class	I
Protection degree	IPX4
Nominal voltage	100–240 V AC
Mains frequency	50–60 Hz
Operating voltage	4.1 V DC
Power consumption	5 W
Flow pressure	0.1–10 bar
Flush volume, factory setting	6 and 3 l
Flush volume large, adjustment range	4.5 / 6 l
Flush volume small	3 l

### Characteristics

- Dual flush
- Compensation of dimensional tolerances possible
- Front cladding made of glass (ESG)
- Height-adjustable up to 7 cm
- Fastening height WC ceramic appliance  $35 \pm 1$  cm
- Cistern fully insulated against condensation
- Side cladding made of aluminium brushed
- Self-supporting
- Adjustable flush volume
- Soft-touch buttons for flush actuation and odour extraction
- Orientation light and odour extraction activated when a user approaches
- Orientation light can be set in seven colours
- Day/night detection can be set for orientation light
- Odour extraction unit with ceramic honeycomb filter can be installed without tools
- Odour extraction unit automatically switches off after a predefined running time
- Operation with extra-low voltage, no mains voltage in cistern
- Water supply connection on the bottom
- Water supply connection on the left/right possible with accessories

### Scope of delivery

- Water supply connection set with 2 angle stop valves, 1/2"
- Flush bend extension 160 mm
- Sleeve made of EPDM,  $\varnothing 44 / 55$  mm
- Straight connector made of PE-HD,  $\varnothing 90$  mm
- Adapter socket made of PE-HD,  $\varnothing 90 / 110$  mm
- 2 threaded rods M12
- Sound insulation set
- Female socket for mains connection
- Power supply unit
- Fastening material
- Base cover
- Fastening material for drywall

Art. no. Surface / colour

131.221.SI.5 glass / white

131.221.SJ.5 glass / black

131.221.SQ.5 glass / umber

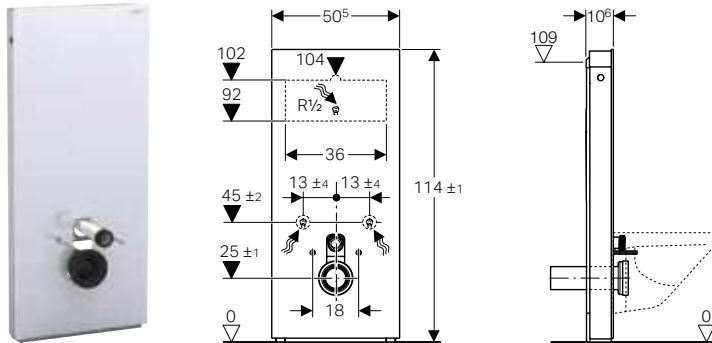
131.221.TG.5 glass / sand

### Accessories

- Geberit straight connector set for wall-hung WC, stepped by 3 cm → p. 296
- Geberit straight connector set for wall-hung WC, stepped by 7 cm → p. 297
- Lateral water supply connection set for Geberit Monolith sanitary module for WC → p. 296
- Geberit outlet mounting box → p. 283



## Geberit Monolith sanitary module for wall-hung WC, 114 cm



### Application purposes

- For renovations, conversions and new buildings
- For wall inlets with inlet height > 23 cm
- For replacing low-level exposed cisterns
- For replacing half-high level exposed cisterns
- For replacing wall-hung WCs with close-coupled exposed cistern
- For replacing wall-hung WCs with pressure flushing valve
- For replacing wall-hung WCs with concealed cistern with maximum service opening height < 109 cm
- For Geberit AquaClean WC complete solutions
- For connecting Geberit AquaClean WC enhancement solutions, with accessories
- For mounting on finished floors
- For installation in front of drywalls or solid walls
- For compensating the offset between WC connections and wall drains using a stepped straight connector for wall-hung WCs

### Technical data

Flow pressure	0.1–10 bar
Flush volume, factory setting	6 and 3 l
Flush volume large, adjustment range	4.5 / 6 l
Flush volume small	3 l

### Characteristics

- Dual flush
- Compensation of dimensional tolerances possible
- Height-adjustable up to 7 cm
- Front cladding made of glass (ESG)
- Fastening height WC ceramic appliance  $35 \pm 1$  cm
- Cistern fully insulated against condensation
- Side cladding made of aluminium brushed
- Self-supporting
- Adjustable flush volume
- Water supply connection on the rear centre
- Water supply connection on the left/right possible with accessories
- Water supply connection on the bottom

### Scope of delivery

- Water supply connection set with 2 angle stop valves, 1/2"
- Flush bend extension 160 mm
- Sleeve made of EPDM,  $\varnothing 44 / 55$  mm
- Straight connector made of PE-HD,  $\varnothing 90$  mm
- Adapter socket made of PE-HD,  $\varnothing 90 / 110$  mm
- 2 threaded rods M12
- Sound insulation set
- Base cover
- Fastening material for drywall
- Fastening material
- Fastening material for installation in front of concealed cisterns

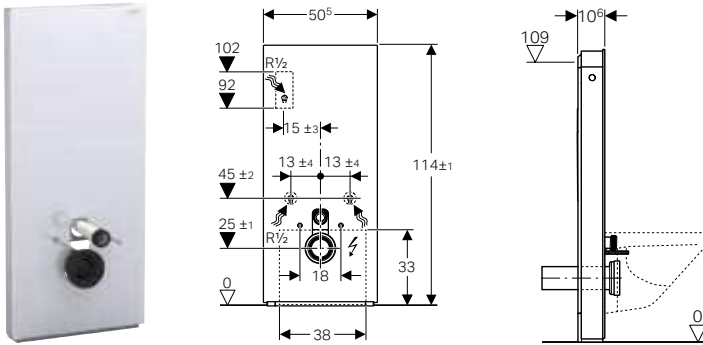
Art. no. Surface / colour

131.031.SI.5	glass / white
131.031.SJ.5	glass / black
131.031.SQ.5	glass / umber
131.031.TG.5	glass / sand

### Accessories

- Geberit straight connector set for wall-hung WC, stepped by 3 cm → p. 298
- Geberit straight connector set for wall-hung WC, stepped by 7 cm → p. 299
- Lateral water supply connection set for Geberit Monolith sanitary module for WC → p. 298

## Geberit Monolith Plus sanitary module for wall-hung WC, 114 cm



### Application purposes

- For renovations, conversions and new buildings
- For wall inlets with inlet height > 23 cm
- For replacing low-level exposed cisterns
- For replacing half-high level exposed cisterns
- For replacing wall-hung WCs with close-coupled exposed cistern
- For replacing wall-hung WCs with pressure flushing valve
- For replacing wall-hung WCs with concealed cistern with maximum service opening height < 109 cm
- For Geberit AquaClean WC complete solutions
- For connecting Geberit AquaClean WC enhancement solutions, with accessories
- For mounting on finished floors
- For installation in front of drywalls or solid walls
- For compensating the offset between WC connections and wall drains using a stepped straight connector for wall-hung WCs

### Technical data

Protection class	I
Protection degree	IPX4
Nominal voltage	100–240 V AC
Mains frequency	50–60 Hz
Operating voltage	4.1 V DC
Power consumption	5 W
Flow pressure	0.1–10 bar
Flush volume, factory setting	6 and 3 l
Flush volume large, adjustment range	4.5 / 6 l
Flush volume small	3 l

### Characteristics

- Dual flush
- Compensation of dimensional tolerances possible
- Height-adjustable up to 7 cm
- Front cladding made of glass (ESG)
- Fastening height WC ceramic appliance  $35 \pm 1$  cm
- Cistern fully insulated against condensation
- Side cladding made of aluminium brushed
- Self-supporting
- Adjustable flush volume
- Soft-touch buttons for flush actuation and odour extraction
- Orientation light and odour extraction activated when a user approaches
- Orientation light can be set in seven colours
- Day/night detection can be set for orientation light
- Odour extraction unit with ceramic honeycomb filter can be installed without tools
- Odour extraction unit automatically switches off after a predefined running time
- Operation with extra-low voltage, no mains voltage in cistern
- Water supply connection on the rear centre
- Water supply connection on the left/right possible with accessories
- Water supply connection on the bottom

### Scope of delivery

- Water supply connection set with 2 angle stop valves, 1/2"
- Flush bend extension 160 mm
- Sleeve made of EPDM,  $\varnothing$  44 / 55 mm
- Straight connector made of PE-HD,  $\varnothing$  90 mm
- Adapter socket made of PE-HD,  $\varnothing$  90 / 110 mm
- 2 threaded rods M12
- Sound insulation set
- Female socket for mains connection
- Power supply unit
- Base cover
- Fastening material for drywall
- Fastening material
- Fastening material for installation in front of concealed cisterns

Art. no. Surface / colour

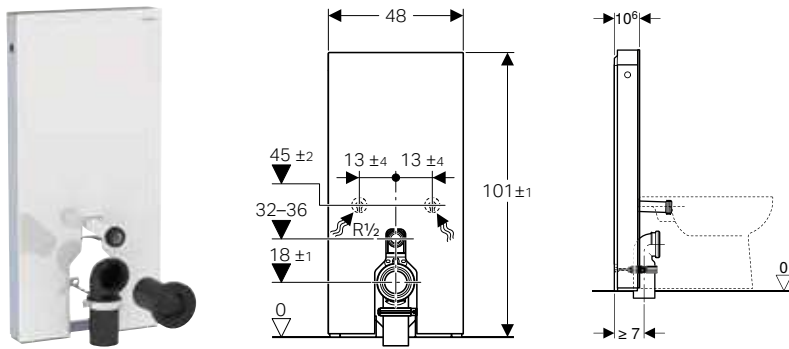
131.231.SI.5	glass / white
131.231.SJ.5	glass / black
131.231.SQ.5	glass / umber
131.231.TG.5	glass / sand

### Accessories

- Geberit straight connector set for wall-hung WC, stepped by 3 cm → p. 296
- Geberit straight connector set for wall-hung WC, stepped by 7 cm → p. 297
- Geberit outlet mounting box → p. 283
- Lateral water supply connection set for Geberit Monolith sanitary module for WC → p. 296

## For floor-standing WCs

### Geberit Monolith sanitary module for floor-standing WC, 101 cm



#### Application purposes

- For floor inlets
- For renovations, conversions and new buildings
- For wall inlets with an inlet height of 18 cm
- For floor-standing WCs with water inlet height 32–36 cm above floor in accordance with DIN EN 33
- For replacing low-level exposed cisterns
- For replacing floor-standing WCs with close-coupled exposed cistern
- For connecting Geberit AquaClean Sela floor-standing WC
- For connecting Geberit AquaClean WC enhancement solutions, with accessories
- For mounting on finished floors
- For installation in front of drywalls or solid walls

#### Technical data

Flow pressure	0.1–10 bar
Flush volume, factory setting	6 and 3 l
Flush volume large, adjustment range	4.5 / 6 l
Flush volume small	3 l

#### Characteristics

- Dual flush
- Compensation of dimensional tolerances possible
- Front cladding made of glass (ESG)
- Cistern fully insulated against condensation
- Side cladding made of aluminium brushed
- Self-supporting
- Adjustable flush volume
- Water supply connection on the bottom
- Water supply connection on the left/right possible with accessories

#### Scope of delivery

- Water supply connection set with 2 angle stop valves, 1/2"
- Flush bend extension 160 mm
- Sleeve made of EPDM,  $\varnothing$  44 / 55 mm
- Straight connector made of PE-HD,  $\varnothing$  90 mm
- Connection bend 90° made of PE-HD,  $\varnothing$  90 mm
- Adapter socket made of PE-HD,  $\varnothing$  90 / 110 mm
- Base cover
- Fastening material for drywall
- Fastening material

Art. no. Surface / colour

131.001.SI.5 glass / white

131.001.SJ.5 glass / black

131.001.SL.5 glass / mint

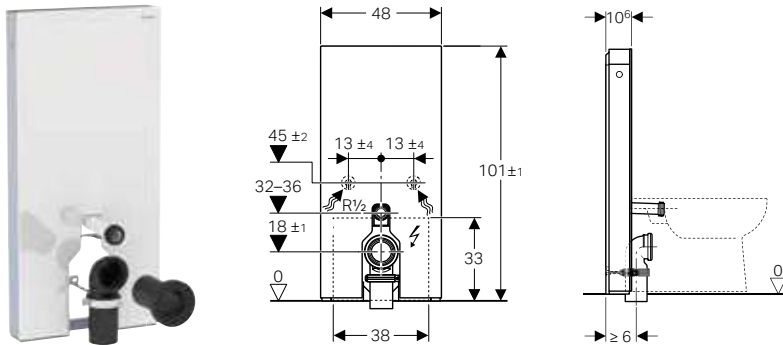
131.001.SQ.5 glass / umber

131.001.TG.5 glass / sand

#### Accessories

- Lateral water supply connection set for Geberit Monolith sanitary module for WC → p. 298

## Geberit Monolith Plus sanitary module for floor-standing WC, 101 cm



### Application purposes

- For floor inlets
- For renovations, conversions and new buildings
- For wall inlets with an inlet height of 18 cm
- For floor-standing WCs with water inlet height 32–36 cm above floor in accordance with DIN EN 33
- For replacing low-level exposed cisterns
- For replacing floor-standing WCs with close-coupled exposed cistern
- For connecting Geberit AquaClean Sela floor-standing WC
- For connecting Geberit AquaClean WC enhancement solutions, with accessories
- For mounting on finished floors
- For installation in front of drywalls or solid walls

### Technical data

Protection class	I
Protection degree	IPX4
Nominal voltage	100–240 V AC
Mains frequency	50–60 Hz
Operating voltage	4.1 V DC
Power consumption	5 W
Flow pressure	0.1–10 bar
Flush volume, factory setting	6 and 3 l
Flush volume large, adjustment range	4.5 / 6 l
Flush volume small	3 l

### Characteristics

- Dual flush
- Compensation of dimensional tolerances possible
- Front cladding made of glass (ESG)
- Cistern fully insulated against condensation
- Side cladding made of aluminium brushed
- Self-supporting
- Adjustable flush volume
- Soft-touch buttons for flush actuation and odour extraction
- Orientation light and odour extraction activated when a user approaches
- Orientation light can be set in seven colours
- Day/night detection can be set for orientation light
- Odour extraction unit with ceramic honeycomb filter can be installed without tools
- Odour extraction unit automatically switches off after a predefined running time
- Operation with extra-low voltage, no mains voltage in cistern
- Water supply connection on the bottom
- Water supply connection on the left/right possible with accessories

### Scope of delivery

- Water supply connection set with 2 angle stop valves, 1/2"
- Flush bend extension 160 mm
- Sleeve made of EPDM,  $\varnothing$  44 / 55 mm
- Straight connector made of PE-HD,  $\varnothing$  90 mm
- Adapter socket made of PE-HD,  $\varnothing$  90 / 110 mm
- Connection bend 90° made of PE-HD,  $\varnothing$  90 / 110 mm
- Female socket for mains connection
- Power supply unit
- Base cover
- Fastening material for drywall
- Fastening material

Art. no. Surface / colour

131.201.SI.5 glass / white

131.201.SJ.5 glass / black

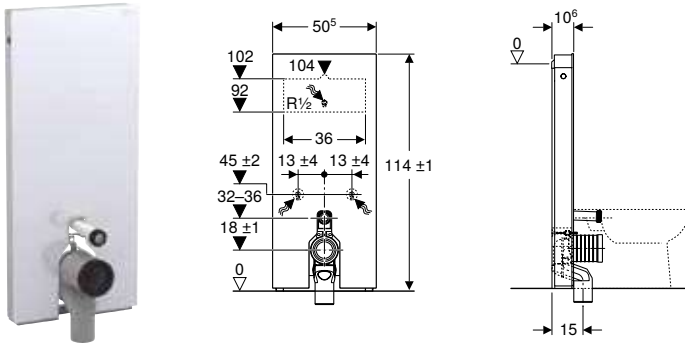
131.201.SQ.5 glass / umber

131.201.TG.5 glass / sand

### Accessories

- Lateral water supply connection set for Geberit Monolith sanitary module for WC → p. 296
- Geberit outlet mounting box → p. 283

**Geberit Monolith sanitary module for floor-standing WC, 114 cm**



**Application purposes**

- For floor inlets
- For renovations, conversions and new buildings
- For wall inlets with an inlet height of 18 cm
- For replacing floor-standing WCs with concealed cistern with maximum service opening height < 109 cm
- For replacing low-level exposed cisterns
- For replacing half-high level exposed cisterns
- For replacing floor-standing WCs with close-coupled exposed cistern
- For connecting Geberit AquaClean Sela floor-standing WC
- For connecting Geberit AquaClean Tuma WC complete solution, floor-standing WC
- For connecting Geberit AquaClean WC enhancement solutions, with accessories
- For replacing pressure flushing valves
- For mounting on finished floors
- For installation in front of drywalls or solid walls

**Technical data**

Flow pressure	0.1–10 bar
Flush volume, factory setting	6 and 3 l
Flush volume large, adjustment range	4.5 / 6 l
Flush volume small	3 l

Art. no.      Surface / colour

131.033.SI.5    glass / white

131.033.SJ.5    glass / black

131.033.SQ.5    glass / umber

131.033.TG.5    glass / sand

**Accessories**

- Lateral water supply connection set for Geberit Monolith sanitary module for WC → p. 298

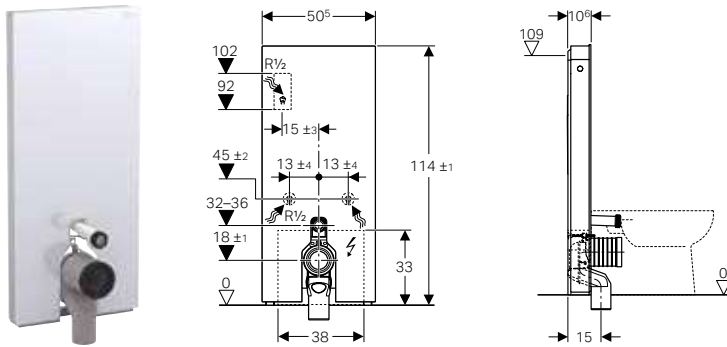
**Characteristics**

- Dual flush
- Compensation of dimensional tolerances possible
- Front cladding made of glass (ESG)
- Cistern fully insulated against condensation
- Side cladding made of aluminium brushed
- Self-supporting
- Adjustable flush volume
- Water supply connection on the rear centre
- Water supply connection on the left/right possible with accessories
- Water supply connection on the bottom

**Scope of delivery**

- Water supply connection set with 2 angle stop valves, 1/2"
- Flush bend extension 160 mm
- Connection bend made of PP, ø 90 mm
- Sleeve made of EPDM, ø 44 / 55 mm
- Adapter socket made of PE-HD, ø 90 / 110 mm
- Fastening material
- Base cover
- Fastening material for drywall

## Geberit Monolith Plus sanitary module for floor-standing WC, 114 cm



### Application purposes

- For floor inlets
- For renovations, conversions and new buildings
- For wall inlets with an inlet height of 18 cm
- For replacing floor-standing WCs with concealed cistern with maximum service opening height < 109 cm
- For replacing low-level exposed cisterns
- For replacing half-high level exposed cisterns
- For replacing floor-standing WCs with close-coupled exposed cistern
- For connecting Geberit AquaClean Sela floor-standing WC
- For connecting Geberit AquaClean Tuma WC complete solution, floor-standing WC
- For replacing pressure flushing valves
- For connecting Geberit AquaClean WC enhancement solutions, with accessories
- For mounting on finished floors
- For installation in front of drywalls or solid walls

### Technical data

Protection class	I
Protection degree	IPX4
Nominal voltage	100–240 V AC
Mains frequency	50–60 Hz
Operating voltage	4.1 V DC
Power consumption	5 W
Flow pressure	0.1–10 bar
Flush volume, factory setting	6 and 3 l
Flush volume large, adjustment range	4.5 / 6 l
Flush volume small	3 l

### Characteristics

- Dual flush
- Compensation of dimensional tolerances possible
- Front cladding made of glass (ESG)
- Cistern fully insulated against condensation
- Side cladding made of aluminium brushed
- Self-supporting
- Adjustable flush volume
- Soft-touch buttons for flush actuation and odour extraction
- Orientation light and odour extraction activated when a user approaches
- Orientation light can be set in seven colours
- Day/night detection can be set for orientation light
- Odour extraction unit with ceramic honeycomb filter can be installed without tools
- Odour extraction unit automatically switches off after a predefined running time
- Operation with extra-low voltage, no mains voltage in cistern
- Water supply connection on the rear centre
- Water supply connection on the left/right possible with accessories
- Water supply connection on the bottom

### Scope of delivery

- Water supply connection set with 2 angle stop valves, 1/2"
- Flush bend extension 160 mm
- Connection bend made of PP,  $\varnothing$  90 mm
- Sleeve made of EPDM,  $\varnothing$  44 / 55 mm
- Adapter socket made of PE-HD,  $\varnothing$  90 / 110 mm
- Female socket for mains connection
- Power supply unit
- Fastening material
- Base cover
- Fastening material for drywall

Art. no. Surface / colour

131.233.SI.5 glass / white

131.233.SJ.5 glass / black

131.233.SQ.5 glass / umber

131.233.TG.5 glass / sand

### Accessories

- Geberit outlet mounting box → p. 285
- Lateral water supply connection set for Geberit Monolith sanitary module for WC → p. 298

## Accessories

### Lateral water supply connection set for Geberit Monolith sanitary module for WC



#### Application purposes

- For water supply connection left/right

#### Characteristics

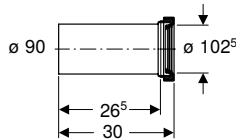
- Connecting bend 140 x 100 mm

#### Scope of delivery

- Angle stop valve 1/2"
- Reinforced braided hose 3/8"
- Fitting piece
- Collar, chrome-plated
- Connecting bend made of copper, chrome-plated
- 2 cone screw fittings
- Connecting nipple, offset

Art. no.	Surface / colour
131.071.21.1	bright chrome-plated

### Geberit straight connector set for WC



#### Application purposes

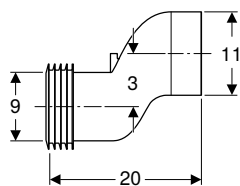
- For connecting floor-standing WCs to wall drains
- For connecting wall-hung WCs

#### Scope of delivery

- Straight connector made of PE-HD,  $\varnothing$  90 mm
- Sleeve made of EPDM,  $\varnothing$  122 mm

Art. no.
131.083.16.1

### Geberit straight connector set for wall-hung WC, stepped by 3 cm



#### Application purposes

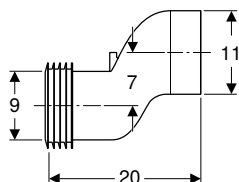
- For compensating the offset between WC connections and wall drains

#### Scope of delivery

- Straight connector made of PP,  $\varnothing$  90 mm
- 2 sleeves made of EPDM,  $\varnothing$  90 / 110 mm

Art. no.
131.085.11.1

## Geberit straight connector set for wall-hung WC, stepped by 7 cm



### Application purposes

- For compensating the offset between WC connections and wall drains

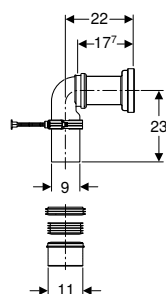
### Scope of delivery

- Straight connector made of PP,  $\varnothing$  90 mm
- 2 sleeves made of EPDM,  $\varnothing$  90 / 110 mm

Art. no.

131.108.11.1

## Geberit connection set for floor-standing WC



### Application purposes

- For connecting wall-hung WCs to floor drains
- For connecting floor-standing WCs to floor drains

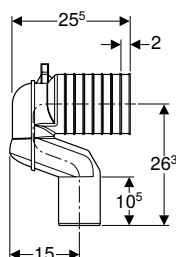
### Scope of delivery

- Straight connector made of PE-HD,  $\varnothing$  90 mm
- Connection bend 90° made of PE-HD,  $\varnothing$  90 mm
- Adapter socket made of PE-HD,  $\varnothing$  90 / 110 mm
- Sleeve made of EPDM,  $\varnothing$  105 mm
- Sleeve made of EPDM,  $\varnothing$  122 mm
- Sleeve made of EPDM,  $\varnothing$  90 / 110 mm
- Sleeve made of EPDM,  $\varnothing$  90 mm
- Fastening material

Art. no.

131.082.16.1

## Geberit P-bend set for floor-standing WC



### Application purposes

- For connecting floor-standing WCs to floor drains

### Scope of delivery

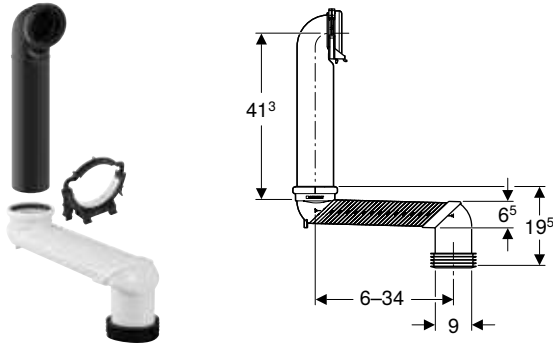
- Connection bend made of PP,  $\varnothing$  90 mm
- Adapter socket made of PE-HD,  $\varnothing$  90 / 110 mm
- Sleeve made of EPDM,  $\varnothing$  122 mm
- Sleeve made of EPDM,  $\varnothing$  105 mm
- Sleeve made of EPDM,  $\varnothing$  90 / 110 mm
- Sleeve made of EPDM,  $\varnothing$  90 / 100 mm
- Fastening material

Art. no.

131.081.11.1



## Geberit Monolith S-bend set for wall-hung WC



### Application purposes

- For connecting wall-hung WCs to floor drains
- For connecting floor-standing WCs to floor drains

### Scope of delivery

- Straight connector made of PE-HD,  $\varnothing$  90 mm
- S-bend made of ABS,  $\varnothing$  90 mm
- Pipe bracket
- Sleeve made of EPDM,  $\varnothing$  90 / 110 mm
- Adhesive

Art. no.

131.088.29.1



- This product is supplied with the Tangit ABS special adhesive. This consumable contains classified hazardous substances. Information, instructions and measures for handling hazardous substances safely can be found in the appendix or at [www.international.geberit.com](http://www.international.geberit.com).

## Geberit outlet mounting box



### Application purposes

- For connecting Geberit AquaClean Sela WC complete solutions in combination with Geberit actuator plates Sigma40 with integrated odour extraction unit
- For connecting Geberit AquaClean Sela WC complete solutions using fixed connections
- For connecting Geberit AquaClean Tuma WC complete solutions in combination with Geberit actuator plates Sigma10 and Sigma80
- For connecting Geberit Monolith Plus sanitary modules using a fixed connection
- For connecting Geberit Monolith sanitary modules in combination with Geberit AquaClean Mera / Sela / Tuma using a fixed connection

### Characteristics

- Cover with screw connection

### Scope of delivery

- 3 grommets
- 3 terminals
- 2 hook-and-loop strips

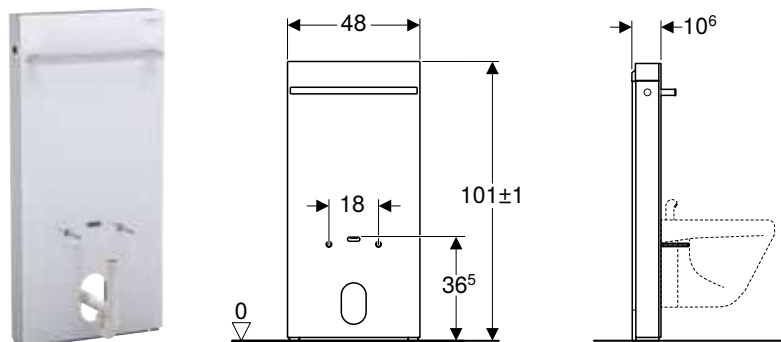
Art. no.

242.837.00.1

## Sanitary modules for bidets

### For wall-hung and floor-standing bidets

#### Geberit Monolith sanitary module for bidet, 101 cm, with towel rail



#### Application purposes

- For renovations, conversions and new buildings
- For floor-standing and wall-hung bidets
- For deck-mounted taps
- For wall inlets
- For water supply connections at the bottom
- For replacing wall-hung and floor-standing bidets
- For mounting on finished floors
- For installation in front of drywalls or solid walls

#### Characteristics

- Compensation of dimensional tolerances possible
- Fastening distance for wall-hung bidet 18 cm
- Height-adjustable up to 7 cm
- Front cladding made of glass (ESG)
- Wall inlet height 8–21 cm from finished floor
- Fastening height wall-hung bidet  $35 \pm 1$  cm
- Side cladding made of aluminium brushed
- Bright chrome-plated towel rail
- Self-supporting
- Water supply connection on the bottom

#### Scope of delivery

- Water supply connection set with 2 elbow tap connectors 90° Rp 1/2" and G 3/8"
- P-trap
- Cover
- Base cover
- Fastening material for drywall
- Fastening material for solid wall

Art. no.	Surface / colour
131.030.SI.5	glass / white
131.030.SJ.5	glass / black
131.030.SQ.5	glass / umber
131.030.TG.5	glass / sand



# Further product solutions

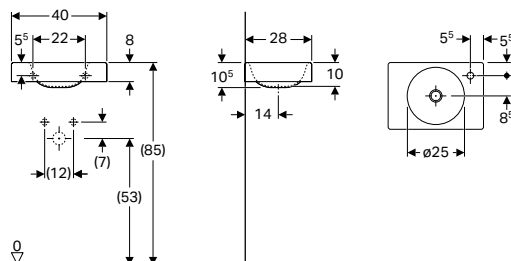
<b>Washbasins</b> .....	<b>302</b>
Handrinse basins.....	302
Washbasins.....	302
Lay-on washbasins.....	303
Countertop washbasins.....	307
Semirecessed washbasins.....	311
Under-countertop washbasins.....	312
Accessories.....	314
<b>Bathroom furniture</b> .....	<b>318</b>
Other furniture.....	318
Accessories.....	318
<b>Urinals</b> .....	<b>324</b>
Accessory overview – Urinals.....	324
Urinals.....	326
Urinal divisions.....	328
Accessories.....	328
<b>Showers</b> .....	<b>333</b>
Shower tray.....	333
<b>Bathtubs</b> .....	<b>335</b>
Bathtubs made of sanitary acrylic.....	335
Accessories.....	338
<b>Geberit Duofix</b> .....	<b>340</b>
Accessories.....	340
<b>Waste fittings</b> .....	<b>341</b>
Drain assemblies for bathtubs.....	341
Drain assemblies for washbasins and bidets.....	342
Drain assemblies for urinals.....	345
Drain assemblies for WCs and wall-hung sinks.....	346
<b>Utility sinks</b> .....	<b>347</b>
Accessories.....	347

# Washbasins

## Handrinse basins

**New**

### Geberit handrinse basin Preciosa II



#### Application purposes

- Suitable for installation in small bathrooms and guest WCs

#### Technical data

Art. no.	Surface / colour	B [cm]	H [cm]	T [cm]	Tap hole	Overflow
273240000	white	40	10.5	28	right	without

Available as of April 2019

#### Can be combined with

- Geberit towel rail Preciosa II, for handrinse basins → p. 317

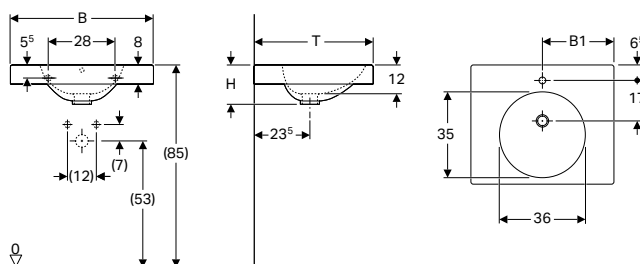

#### Accessories

- Geberit bottle trap with dip tube, for washbasin, horizontal outlet → p. 343
- Geberit waste outlet with free outlet → p. 343
- Geberit bottle trap with dip tube for washbasin, space-saving model, horizontal outlet → p. 344
- Geberit fastening set for handrinse basin → p. 317

## Washbasins

**New**

### Geberit washbasin Preciosa II, with shelf surface



#### Technical data

Material	Fine fireclay
----------	---------------

#### Characteristics

- With shelf surface

Art. no.	Surface / colour	B [cm]	B1 [cm]	Cabinet width [cm]	H [cm]	T [cm]	Tap hole	Overflow
123260000	white	60	30	59	16.5	50	centred	visible
123261000	white	60	30	59	16.5	50	without	without
123262000	white	60	30	59	16.5	50	centred	without
123290000	white	90	45	89	16.5	50	centred	visible
123291000	white	90	45	89	16.5	50	without	without
123292000	white	90	45	89	16.5	50	centred	without

Available as of April 2019

#### Can be combined with

- Geberit towel rail Preciosa II, for washbasins → p. 317

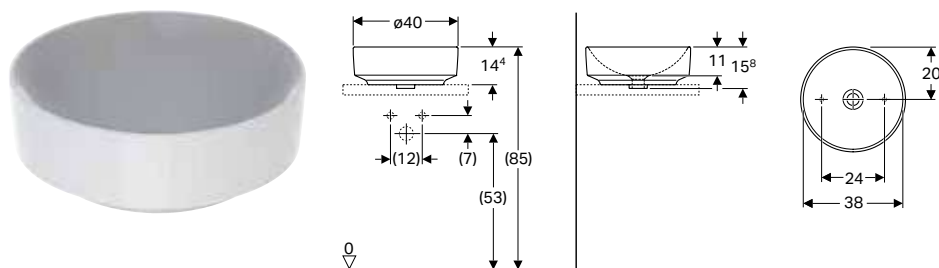
## Accessories

- Geberit waste outlet with external push-button waste plug → p. 316
- Geberit waste outlet with internal push-button waste plug → p. 316
- Geberit bottle trap with dip tube, for washbasin, horizontal outlet → p. 343
- Geberit bottle trap with dip tube for washbasin, space-saving model, horizontal outlet → p. 344
- Geberit fastening set for washbasins → p. 314

## Lay-on washbasins

New

## Geberit lay-on washbasin VariForm, round



## Application purposes

- For mounting on washbasin cabinets

## Technical data

Material	Fine fireclay
----------	---------------

Art. no.	Surface / colour	D [cm]	H [cm]	Overflow
500.768.01.2	white	40	15.8	without

N: New, available: 500.768.01.2 as of April 2019;

## Characteristics

- Round

## Scope of delivery

- Fastening material

## Accessories

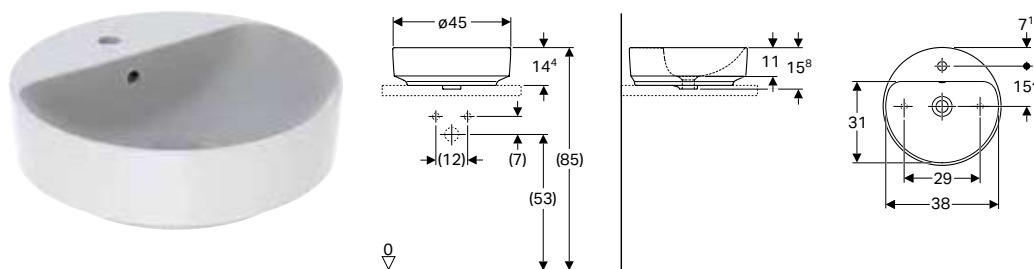
- Geberit waste outlet with free outlet → p. 343



- Replacement for art. no. 500.768.01.1

New

## Geberit lay-on washbasin VariForm, round, with tap hole bench



## Application purposes

- For mounting on washbasin cabinets

## Technical data

Material	Fine fireclay
----------	---------------

Art. no.	Surface / colour	D [cm]	H [cm]	Overflow
500.769.01.2	white	45	15.8	visible
500.770.01.2	white	45	15.8	without

N: New, available: 500.770.01.2 as of April 2019; 500.769.01.2 as of April 2019;



## Further product solutions

Washbasins  
Handrinse basins

### Accessories

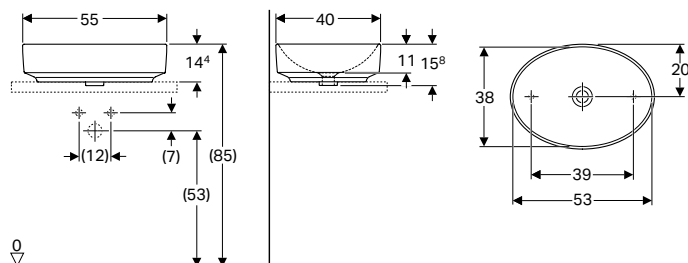
- Geberit waste outlet with free outlet → p. 343



- Replacement for art. no. 500.770.01.1, 500.769.01.1

**New**

## Geberit lay-on washbasin VariForm, oval



### Application purposes

- For mounting on washbasin cabinets

### Technical data

Material	Fine fireclay
----------	---------------

Art. no.	Surface / colour	B [cm]	H [cm]	T [cm]	Overflow
500.771.01.2	white	55	15.8	40	without

N: New, available: 500.771.01.2 as of April 2019;

### Characteristics

- Oval

### Scope of delivery

- Fastening material

### Accessories

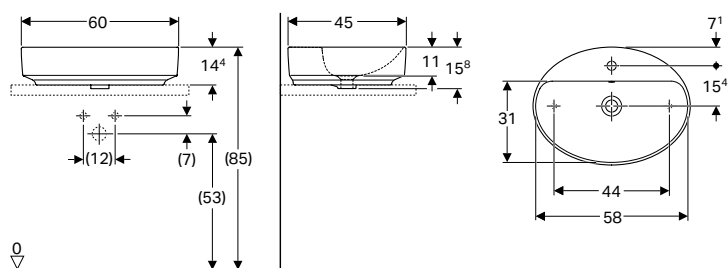
- Geberit waste outlet with free outlet → p. 343



- Replacement for art. no. 500.771.01.1

**New**

## Geberit lay-on washbasin VariForm, oval, with tap hole bench



### Application purposes

- For mounting on washbasin cabinets

### Technical data

Material	Fine fireclay
----------	---------------

Art. no.	Surface / colour	B [cm]	H [cm]	T [cm]	Overflow
500.772.01.2	white	60	15.8	45	visible
500.773.01.2	white	60	15.8	45	without

N: New, available: 500.773.01.2 as of April 2019; 500.772.01.2 as of April 2019;

### Characteristics

- Oval

### Scope of delivery

- Fastening material

### Accessories

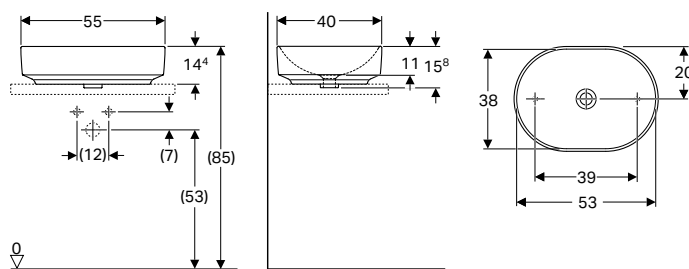
- Geberit waste outlet with free outlet → p. 343



- Replacement for art. no. 500.773.01.1, 500.772.01.1

**New**

### Geberit lay-on washbasin VariForm, elliptic



**Application purposes**

- For mounting on washbasin cabinets

**Characteristics**

- Elliptic

**Technical data**

Material	Fine fireclay
----------	---------------

**Scope of delivery**

- Fastening material

Art. no.	Surface / colour	B [cm]	H [cm]	T [cm]	Overflow
500.774.01.2	white	55	15.8	40	without

N: New, available: 500.774.01.2 as of April 2019;

**Accessories**

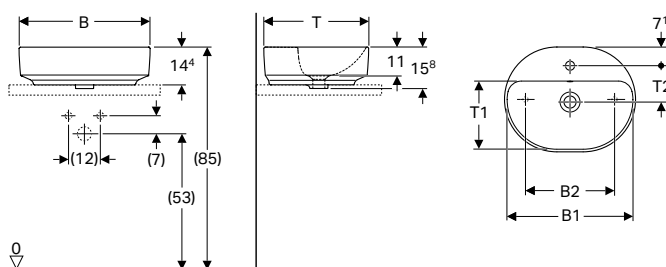
- Geberit waste outlet with free outlet → p. 343



- Replacement for art. no. 500.774.01.1

**New**

### Geberit lay-on washbasin VariForm, elliptic, with tap hole bench



**Application purposes**

- For mounting on washbasin cabinets

**Characteristics**

- Elliptic

**Technical data**

Material	Fine fireclay
----------	---------------

**Scope of delivery**

- Fastening material

Art. no.	Surface / colour	B [cm]	B1 [cm]	B2 [cm]	H [cm]	T [cm]	T1 [cm]	T2 [cm]	Overflow
500.775.01.2	white	50	48	34	15.8	40	26	13.9	visible
500.776.01.2	white	50	48	34	15.8	40	26	13.9	without
500.777.01.2	white	60	58	44	15.8	45	31	15.4	visible
500.778.01.2	white	60	58	44	15.8	45	31	15.4	without

N: New, available: 500.775.01.2 as of April 2019; 500.776.01.2 as of April 2019; 500.778.01.2 as of April 2019; 500.777.01.2 as of April 2019;

**Accessories**

- Geberit waste outlet with free outlet → p. 343

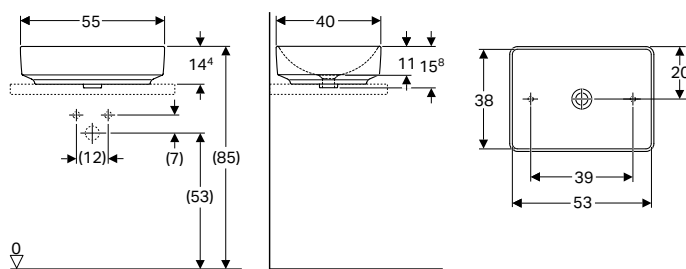


- Replacement for art. no. 500.775.01.1, 500.776.01.1, 500.778.01.1, 500.777.01.1



**New**

### Geberit lay-on washbasin VariForm, rectangular



#### Application purposes

- For mounting on washbasin cabinets

#### Technical data

Material	Fine fireclay
----------	---------------

Art. no.	Surface / colour	B [cm]	H [cm]	T [cm]	Overflow
500.779.01.2	white	55	15.8	40	without

N: New, available: 500.779.01.2 as of April 2019;

#### Characteristics

- Rectangular

#### Scope of delivery

- Fastening material

#### Accessories

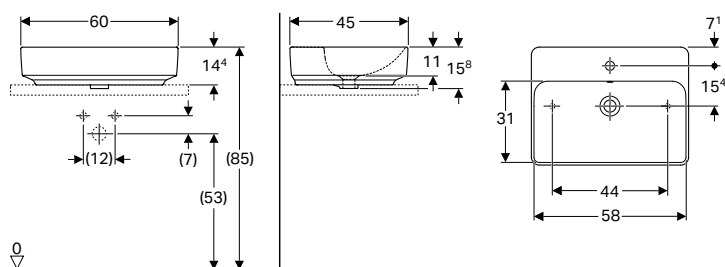
- Geberit waste outlet with free outlet → p. 343



- Replacement for art. no. 500.779.01.1

**New**

### Geberit lay-on washbasin VariForm, rectangular, with tap hole bench



#### Application purposes

- For mounting on washbasin cabinets

#### Technical data

Material	Fine fireclay
----------	---------------

Art. no.	Surface / colour	B [cm]	H [cm]	T [cm]	Overflow
500.780.01.2	white	60	15.8	45	visible
500.781.01.2	white	60	15.8	45	without

N: New, available: 500.780.01.2 as of April 2019; 500.781.01.2 as of April 2019;

#### Characteristics

- Rectangular

#### Scope of delivery

- Fastening material

#### Accessories

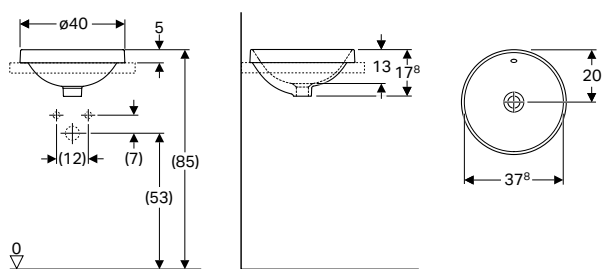
- Geberit waste outlet with free outlet → p. 343



- Replacement for art. no. 500.780.01.1, 500.781.01.1

## Countertop washbasins

### Geberit countertop washbasin VariForm, round



#### Application purposes

- For mounting in washtops

#### Characteristics

- Round

#### Technical data

Material	Vitreous china
----------	----------------

Art. no.	Surface / colour	D [cm]	H [cm]	Overflow
500.700.01.2	<b>N</b> white	40	17.8	visible
500.701.01.2	Bottom side: glazed / white	40	17.8	visible
500.702.01.2	<b>N</b> white	40	17.8	without
500.703.01.2	<b>N</b> Bottom side: glazed / white	40	17.8	without

N: New, available as of April 2019

#### Accessories

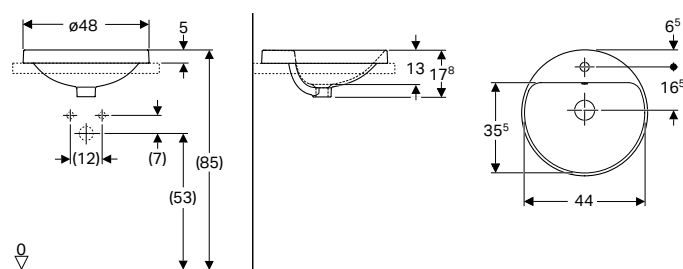
- Geberit waste outlet with free outlet → p. 343



- Replacement for art. no. 500.700.01.1, 500.702.01.1, 500.703.01.1

## New

### Geberit countertop washbasin VariForm, round, with tap hole bench



#### Application purposes

- For mounting in washtops

#### Characteristics

- Round

#### Technical data

Material	Vitreous china
----------	----------------

Art. no.	Surface / colour	D [cm]	H [cm]	Overflow
500.704.01.2	white	48	17.8	visible
500.705.01.2	Bottom side: glazed / white	48	17.8	visible
500.706.01.2	white	48	17.8	without
500.707.01.2	Bottom side: glazed / white	48	17.8	without

N: New, available: 500.707.01.2 as of April 2019; 500.705.01.2 as of April 2019; 500.706.01.2 as of April 2019; 500.704.01.2 as of April 2019;

#### Accessories

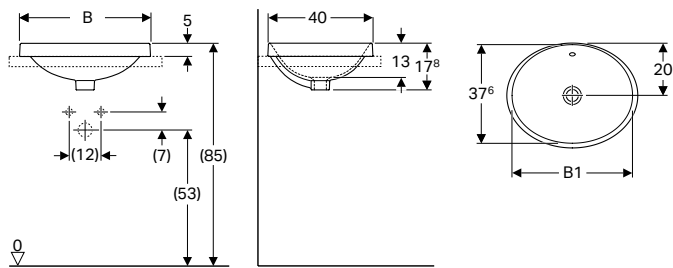
- Geberit waste outlet with free outlet → p. 343



- Replacement for art. no. 500.707.01.1, 500.705.01.1, 500.706.01.1, 500.704.01.1

**New**

## Geberit countertop washbasin VariForm, oval



### Application purposes

- For mounting in washtops

### Characteristics

- Oval

### Technical data

Material	Vitreous china
----------	----------------

Art. no.	Surface / colour	B [cm]	B1 [cm]	H [cm]	T [cm]	Overflow
500.708.01.2	white	50	46	17.8	40	visible
500.709.01.2	Bottom side: glazed / white	50	46	17.8	40	visible
500.710.01.2	white	50	46	17.8	40	without
500.711.01.2	Bottom side: glazed / white	50	46	17.8	40	without
500.716.01.2	white	55	53	17.8	40	visible
500.717.01.2	Bottom side: glazed / white	55	53	17.8	40	visible
500.718.01.2	white	55	53	17.8	40	without
500.719.01.2	Bottom side: glazed / white	55	53	17.8	40	without

N: New, available: 500.718.01.2 as of April 2019; 500.716.01.2 as of April 2019; 500.709.01.2 as of April 2019; 500.711.01.2 as of April 2019; 500.719.01.2 as of April 2019; 500.708.01.2 as of April 2019; 500.710.01.2 as of April 2019; 500.717.01.2 as of April 2019;

### Accessories

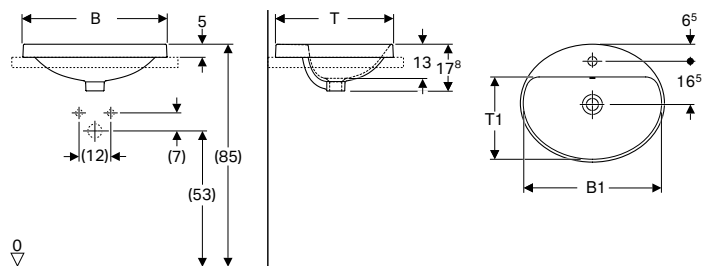
- Geberit waste outlet with free outlet → p. 343



- Replacement for art. no. 500.718.01.1, 500.716.01.1, 500.709.01.1, 500.711.01.1, 500.719.01.1, 500.708.01.1, 500.710.01.1, 500.717.01.1

**New**

## Geberit countertop washbasin VariForm, oval, with tap hole bench



### Application purposes

- For mounting in washtops

### Technical data

Material	Vitreous china
----------	----------------

Art. no.	Surface / colour	B [cm]	B1 [cm]	H [cm]	T [cm]	T1 [cm]	Overflow
500.712.01.2	white	50	47.8	17.8	45	31.5	visible
500.713.01.2	Bottom side: glazed / white	50	47.8	17.8	45	31.5	visible
500.714.01.2	white	50	47.8	17.8	45	31.5	without
500.715.01.2	Bottom side: glazed / white	50	47.8	17.8	45	31.5	without
500.720.01.2	white	55	52.8	17.8	45	31.5	visible
500.721.01.2	Bottom side: glazed / white	55	52.8	17.8	45	31.5	visible
500.722.01.2	white	55	52.8	17.8	45	31.5	without
500.723.01.2	Bottom side: glazed / white	55	52.8	17.8	45	31.5	without
500.724.01.2	white	60	58	17.8	48	44	visible
500.725.01.2	Bottom side: glazed / white	60	58	17.8	48	44	visible
500.726.01.2	white	60	58	17.8	48	44	without
500.727.01.2	Bottom side: glazed / white	60	58	17.8	48	44	without

N: New, available: 500.722.01.2 as of April 2019; 500.725.01.2 as of April 2019; 500.724.01.2 as of April 2019; 500.715.01.2 as of April 2019; 500.720.01.2 as of April 2019; 500.726.01.2 as of April 2019; 500.712.01.2 as of April 2019; 500.713.01.2 as of April 2019; 500.721.01.2 as of April 2019; 500.723.01.2 as of April 2019; 500.714.01.2 as of April 2019; 500.727.01.2 as of April 2019;

**Accessories**

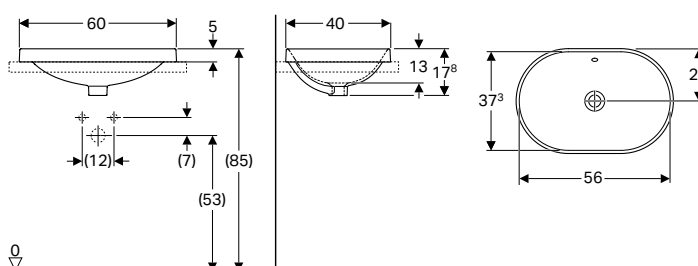
- Geberit waste outlet with free outlet → p. 343



- Replacement for art. no. 500.722.01.1, 500.725.01.1, 500.724.01.1, 500.715.01.1, 500.720.01.1, 500.726.01.1, 500.712.01.1, 500.713.01.1, 500.721.01.1, 500.723.01.1, 500.714.01.1, 500.727.01.1

**New**

**Geberit countertop washbasin VariForm, elliptic**



**Application purposes**

- For mounting in washtops

**Characteristics**

- Elliptic

**Technical data**

Material	Vitreous china
----------	----------------

Art. no.	Surface / colour	B [cm]	H [cm]	T [cm]	Overflow
500.728.01.2	white	60	17.8	40	visible
500.729.01.2	Bottom side: glazed / white	60	17.8	40	visible
500.730.01.2	white	60	17.8	40	without
500.731.01.2	Bottom side: glazed / white	60	17.8	40	without

N: New, available: 500.731.01.2 as of April 2019; 500.728.01.2 as of April 2019; 500.729.01.2 as of April 2019; 500.730.01.2 as of April 2019;

**Accessories**

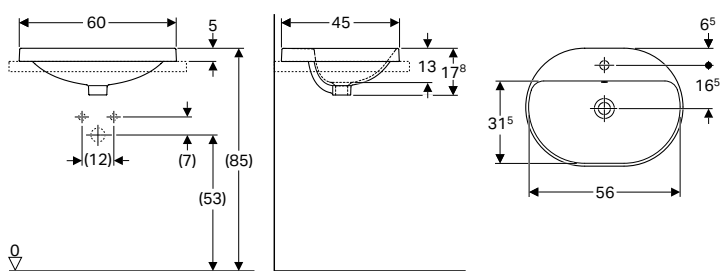
- Geberit waste outlet with free outlet → p. 343



- Replacement for art. no. 500.731.01.1, 500.728.01.1, 500.729.01.1, 500.730.01.1

**New**

### Geberit countertop washbasin VariForm, elliptic, with tap hole bench



**Application purposes**

- For mounting in washtops

**Characteristics**

- Elliptic

**Technical data**

Material	Vitreous china
----------	----------------

Art. no.	Surface / colour	B [cm]	H [cm]	T [cm]	Overflow
500.732.01.2	white	60	17.8	45	visible
500.733.01.2	Bottom side: glazed / white	60	17.8	45	visible
500.734.01.2	white	60	17.8	45	without
500.735.01.2	Bottom side: glazed / white	60	17.8	45	without

N: New, available: 500.732.01.2 as of April 2019; 500.733.01.2 as of April 2019; 500.734.01.2 as of April 2019; 500.735.01.2 as of April 2019;

**Accessories**

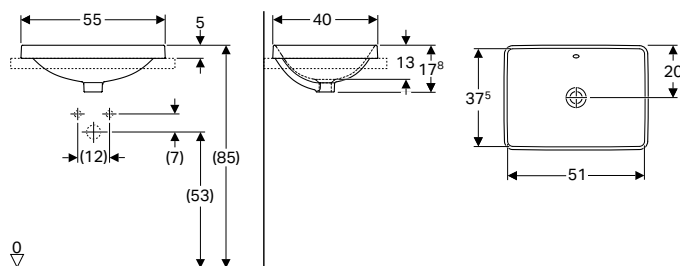
- Geberit waste outlet with free outlet → p. 343



- Replacement for art. no. 500.732.01.1, 500.733.01.1, 500.734.01.1, 500.735.01.1

**New**

### Geberit countertop washbasin VariForm, rectangular



**Application purposes**

- For mounting in washtops

**Characteristics**

- Rectangular

**Technical data**

Material	Fine fireclay
----------	---------------

Art. no.	Surface / colour	B [cm]	H [cm]	T [cm]	Overflow
500.736.01.2	white	55	17.8	40	visible
500.737.01.2	Bottom side: glazed / white	55	17.8	40	visible
500.738.01.2	white	55	17.8	40	without
500.739.01.2	Bottom side: glazed / white	55	17.8	40	without

N: New, available: 500.739.01.2 as of April 2019; 500.736.01.2 as of April 2019; 500.738.01.2 as of April 2019; 500.737.01.2 as of April 2019;

**Accessories**

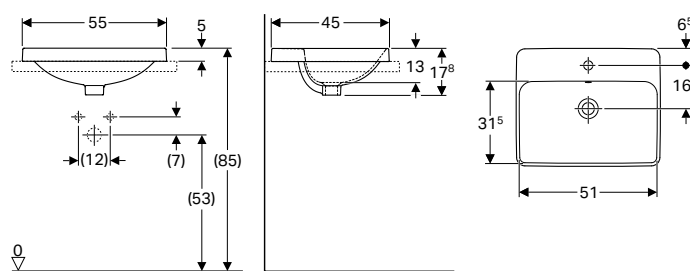
- Geberit waste outlet with free outlet → p. 343



- Replacement for art. no. 500.739.01.1, 500.736.01.1, 500.738.01.1, 500.737.01.1

**New**

### Geberit countertop washbasin VariForm, rectangular, with tap hole bench



#### Application purposes

- For mounting in washtops

#### Characteristics

- Rectangular

#### Technical data

Material	Fine fireclay
----------	---------------

Art. no.	Surface / colour	B [cm]	H [cm]	T [cm]	Overflow
500.740.01.2	white	55	17.8	45	visible
500.741.01.2	Bottom side: glazed / white	55	17.8	45	visible
500.742.01.2	white	55	17.8	45	without
500.743.01.2	Bottom side: glazed / white	55	17.8	45	without

N: New, available: 500.742.01.2 as of April 2019; 500.743.01.2 as of April 2019; 500.740.01.2 as of April 2019; 500.741.01.2 as of April 2019;

#### Accessories

- Geberit waste outlet with free outlet → p. 343

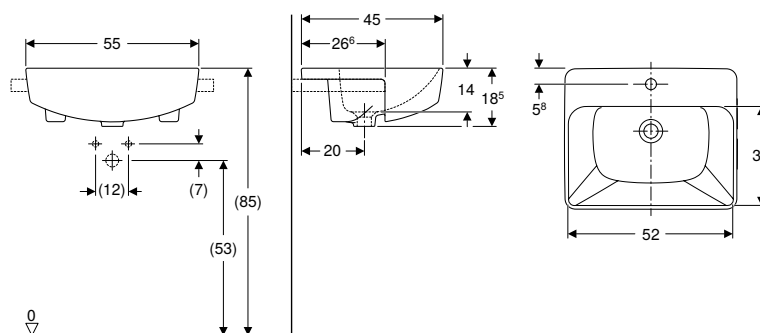


- Replacement for art. no. 500.742.01.1, 500.743.01.1, 500.740.01.1, 500.741.01.1

## Semirecessed washbasins

**New**

### Geberit semirecessed washbasin VariForm, square



#### Application purposes

- For mounting in washtops

#### Characteristics

- Square

#### Technical data

Material	Vitreous china
----------	----------------

#### Scope of delivery

- Fastening material

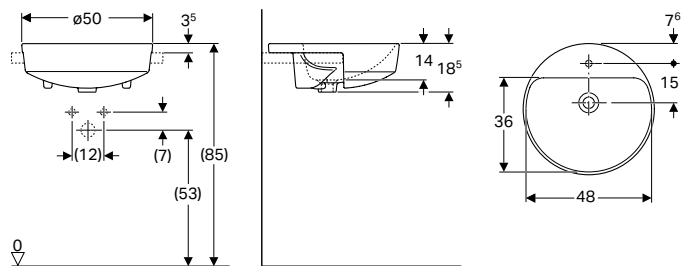
Art. no.	Surface / colour	B [cm]	H [cm]	T [cm]	Tap hole	Overflow
500.681.01.1	white	55	18.5	45	centred	visible

Available as of April 2019

## Further product solutions

Washbasins  
Under-countertop washbasins

### Geberit semirecessed washbasin VariForm, round



#### Application purposes

- For mounting in washtops

#### Technical data

Material	Vitreous china
----------	----------------

#### Characteristics

- Round

#### Scope of delivery

- Fastening material

Art. no.	Surface / colour	D [cm]	H [cm]	Tap hole	Overflow
500.782.01.2	N white	50	18.5	centred	visible
500.783.01.2	white	50	18.5	left and right	visible

N: New, available as of April 2019

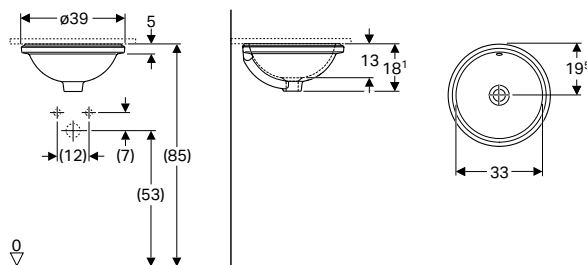


- Replacement for art. no. 500.782.01.1

## Under-countertop washbasins

New

### Geberit under-countertop washbasin VariForm, round



#### Application purposes

- For mounting in washtops

#### Technical data

Material	Vitreous china
----------	----------------

#### Characteristics

- Round

#### Scope of delivery

- Fastening material

Art. no.	Surface / colour	D [cm]	H [cm]	Overflow
500.744.01.2	white	39	18.1	visible
500.745.01.2	Bottom side: glazed / white	39	18.1	visible
500.746.01.2	white	39	18.1	without
500.747.01.2	Bottom side: glazed / white	39	18.1	without

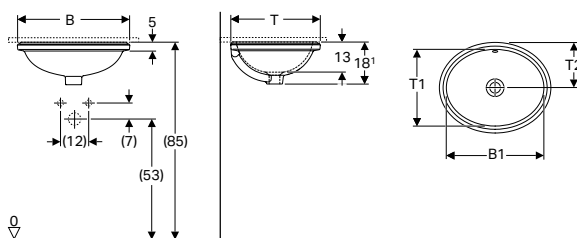
N: New, available: 500.745.01.2 as of April 2019; 500.746.01.2 as of April 2019; 500.747.01.2 as of April 2019; 500.744.01.2 as of April 2019;

#### Accessories

- Geberit waste outlet with free outlet → p. 343



- Replacement for art. no. 500.745.01.1, 500.746.01.1, 500.747.01.1, 500.744.01.1, 500.744.01.3

**New****Geberit under-countertop washbasin VariForm, oval****Application purposes**

- For mounting in washtops

**Technical data**

Material	Vitreous china
----------	----------------

**Characteristics**

- Oval

**Scope of delivery**

- Fastening material

Art. no.	Surface / colour	B [cm]	B1 [cm]	H [cm]	T [cm]	T1 [cm]	T2 [cm]	Overflow
500.748.01.2	white	48	42	18.1	39	33	19.5	visible
500.749.01.2	Bottom side: glazed / white	48	42	18.1	39	33	19.5	visible
500.750.01.2	white	48	42	18.1	39	33	19.5	without
500.751.01.2	Bottom side: glazed / white	48	42	18.1	39	33	19.5	without
500.752.01.2	white	56	50	18.1	46	40	23	visible
500.753.01.2	Bottom side: glazed / white	56	50	18.1	46	40	23	visible
500.754.01.2	white	56	50	18.1	46	40	23	without
500.755.01.2	Bottom side: glazed / white	56	50	18.1	46	40	23	without

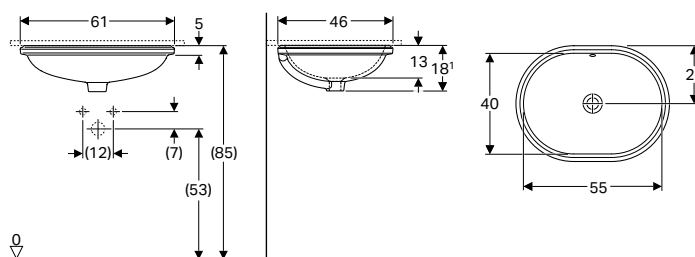
N: New, available: 500.748.01.2 as of April 2019; 500.751.01.2 as of April 2019; 500.755.01.2 as of April 2019; 500.752.01.2 as of April 2019; 500.749.01.2 as of April 2019; 500.753.01.2 as of April 2019; 500.754.01.2 as of April 2019; 500.750.01.2 as of April 2019;

**Accessories**

- Geberit waste outlet with free outlet → p. 343



- Replacement for art. no. 500.748.01.1, 500.751.01.1, 500.755.01.1, 500.752.01.1, 500.749.01.1, 500.753.01.1, 500.754.01.1, 500.750.01.1

**New****Geberit under-countertop washbasin VariForm, elliptic****Application purposes**

- For mounting in washtops

**Technical data**

Material	Vitreous china
----------	----------------

**Characteristics**

- Elliptic

**Scope of delivery**

- Fastening material

Art. no.	Surface / colour	B [cm]	B1 [cm]	H [cm]	T [cm]	T1 [cm]	Overflow
500.756.01.2	white	61	55	18.1	46	40	visible
500.757.01.2	Bottom side: glazed / white	61	55	18.1	46	40	visible
500.758.01.2	white	61	55	18.1	46	40	without
500.759.01.2	Bottom side: glazed / white	61	55	18.1	46	40	without

N: New, available: 500.756.01.2 as of April 2019; 500.757.01.2 as of April 2019; 500.758.01.2 as of April 2019; 500.759.01.2 as of April 2019;

**Accessories**

- Geberit waste outlet with free outlet → p. 343

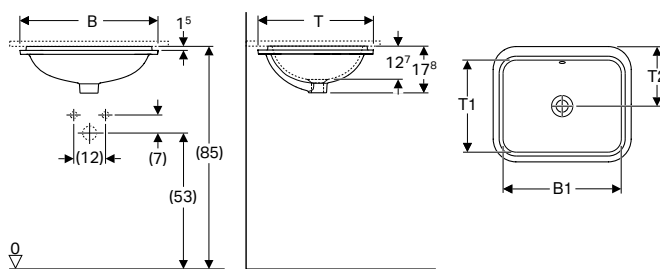


- Replacement for art. no. 500.756.01.1, 500.757.01.1, 500.758.01.1, 500.759.01.1



New

## Geberit under-countertop washbasin VariForm, rectangular



### Application purposes

- For mounting in washtops

### Technical data

Material	Vitreous china
----------	----------------

### Characteristics

- Rectangular

### Scope of delivery

- Fastening material

Art. no.	Surface / colour	B [cm]	B1 [cm]	H [cm]	T [cm]	T1 [cm]	T2 [cm]	Overflow
500.760.01.2	white	53	45	17.8	44	35	22	visible
500.761.01.2	Bottom side: glazed / white	53	45	17.8	44	35	22	visible
500.762.01.2	white	53	45	17.8	44	35	22	without
500.763.01.2	Bottom side: glazed / white	53	45	17.8	44	35	22	without
500.764.01.2	white	58	50	17.8	49	40	24.5	visible
500.765.01.2	Bottom side: glazed / white	58	50	17.8	49	40	24.5	visible
500.766.01.2	white	58	50	17.8	49	40	24.5	without
500.767.01.2	Bottom side: glazed / white	58	50	17.8	49	40	24.5	without

N: New, available: 500.761.01.2 as of April 2019; 500.765.01.2 as of April 2019; 500.760.01.2 as of April 2019; 500.766.01.2 as of April 2019; 500.764.01.2 as of April 2019; 500.767.01.2 as of April 2019; 500.762.01.2 as of April 2019; 500.763.01.2 as of April 2019;

### Accessories

- Geberit waste outlet with free outlet → p. 343



- Replacement for art. no. 500.761.01.1, 500.765.01.1, 500.760.01.1, 500.766.01.1, 500.764.01.1, 500.767.01.1, 500.762.01.1, 500.763.01.1

## Accessories

### Geberit fastening set for washbasins



### Application purposes

- For fastening Geberit washbasins on solid walls

### Scope of delivery

- Set of 2 pieces

Art. no.

500.121.00.1

**New****Geberit Group fastening set for half pedestal, Kerafix****Scope of delivery**

- Brace
- 2 nuts M10
- 4 washers

Art. no.

**551067000**

Available as of April 2019

**New****Geberit Group fastening set for half pedestal, Kerafix****Scope of delivery**

- Brace
- 2 nuts M10
- 4 washers

Art. no.

**551081000 P**

Available as of April 2019; P: Phase out

**New****Geberit Group fastening bracket for handrinse basins****Application purposes**

- For fastening handrinse basins on solid walls

Art. no.

**554005000**

Available as of April 2019



- Please order 2 pieces for one handrinse basin

**New**

## Geberit Group fastening set for half pedestal for handrinse basin, Kerafix



### Scope of delivery

- Brace
- 2 nuts M10
- 4 washers

Art. no.

551062000

551064000

Available as of April 2019

## Geberit waste outlet with external push-button waste plug



### Application purposes

- For washbasins with overflow

### Characteristics

- Push button waste plug,  $\varnothing$  1 1/4"

### Technical data

Material	Brass chrome-plated
----------	---------------------

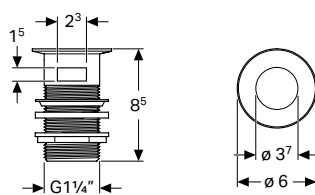
Art. no.

d,  $\varnothing$   
[mm]

500.055.00.1

60

## Geberit waste outlet with internal push-button waste plug



### Application purposes

- For washbasins with overflow

### Characteristics

- Push button waste plug,  $\varnothing$  1 1/4"

### Technical data

Material	Brass chrome-plated
----------	---------------------

Art. no.

d,  $\varnothing$   
[mm]

500.087.00.1

60

**Geberit fastening set for handrinse basin****Application purposes**

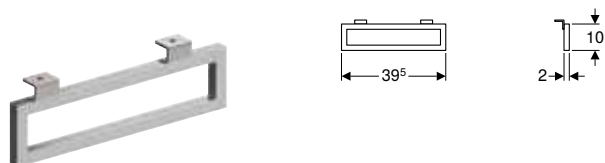
- For fastening handrinse basins on solid walls

Art. no.

500.122.00.1

**Scope of delivery**

- Set of 2 pieces

**New****Geberit towel rail Preciosa II, for handrinse basins****Technical data**

Material	Brass
----------	-------

Art. no. Surface / colour

500740000 chrome-plated

Available as of April 2019

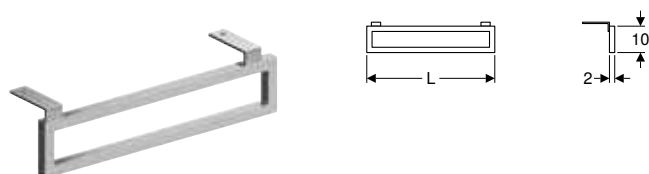
**Scope of delivery**

- Fastening material

Art. no.	Surface / colour	L [cm]	Fastening
500740000	chrome-plated	39.5	front

**Can be combined with**

- Geberit handrinse basin Preciosa II → p. 302

**New****Geberit towel rail Preciosa II, for washbasins****Technical data**

Material	Brass
----------	-------

Art. no. Surface / colour

500750000 chrome-plated

Available as of April 2019

**Scope of delivery**

- Fastening material

Art. no.	Surface / colour	L [cm]	Fastening
500750000	chrome-plated	48.5	lateral

**Can be combined with**

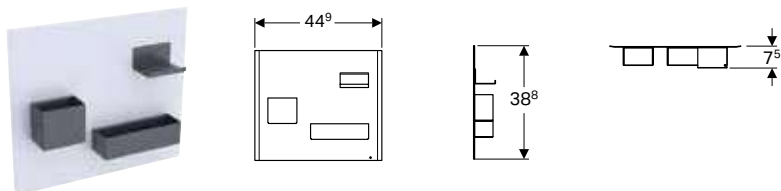
- Geberit washbasin Preciosa II, with shelf surface → p. 302

## Bathroom furniture

### Other furniture

**New**

#### Geberit Group magnetic board with storage boxes



##### Technical data

Material	Steel
----------	-------

##### Characteristics

- Storage boxes of different sizes
- Storage boxes fixed with magnetic fixing

##### Scope of delivery

- Storage boxes

Art. no.	Surface / colour
500.649.01.2	Magnet board: matt powder-coated / white Storage magnets: matt powder-coated / lava
500.649.16.1	Magnet board: matt powder-coated / black Storage magnets: matt powder-coated / lava
500.649.JK.2	Magnet board: matt powder-coated / lava Storage magnets: matt powder-coated / lava
500.649.JL.2	Magnet board: matt powder-coated / sand grey Storage magnets: matt powder-coated / lava

N: New, available: 500.649.01.2 as of April 2019; 500.649.JL.2 as of April 2019; 500.649.JK.2 as of April 2019; 500.649.16.1 as of April 2019;

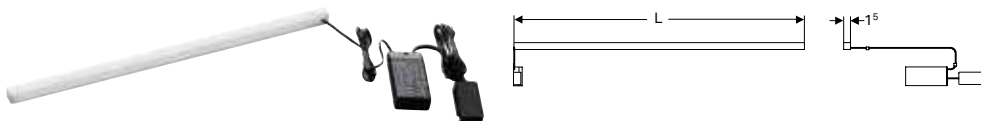


- Replacement for art. no. 500.649.01.1, 500.649.JL.1, 500.649.JK.1, 500.649.16.7

## Accessories

**New**

#### Geberit Group light strip for internal drawer

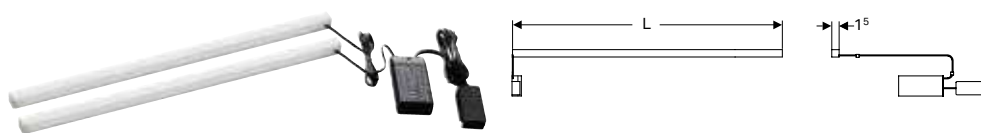


##### Technical data

Protection class	II
Protection degree	IP21
Nominal voltage	230 V AC
Mains frequency	50 Hz
Energy efficiency class	A++
Light colour	4000 K

Art. no.	L [cm]	Power consumption [W]	Luminous flux [lm]
501410000	41	3.5	392
501480000	48	4	448
501535000	53.5	4.5	504
501635000	63.5	5.5	616
501735000	73.5	6.5	728
501885000	88.5	8	898

Available as of April 2019

**New****Geberit Group double light strip for internal drawer****Technical data**

Protection class	II
Protection degree	IP21
Nominal voltage	230 V AC
Mains frequency	50 Hz
Energy efficiency class	A++
Light colour	4000 K

Art. no.	L [cm]	Power consumption [W]	Luminous flux [lm]
501550000	55	9.5	1064

Available as of April 2019

**New****Geberit Group towel rail for bathroom furniture, with right-angled corner****Application purposes**

- For mounting on a washbasin cabinet

**Characteristics**


- Right-angled corner

**Scope of delivery**

- Fastening material

Art. no.	L [cm]
510040000	40

Available as of April 2019

**New****Geberit Group towel rail for bathroom furniture, with radius corner****Application purposes**

- For mounting on a washbasin cabinet

**Characteristics**

- Radius corner

**Scope of delivery**

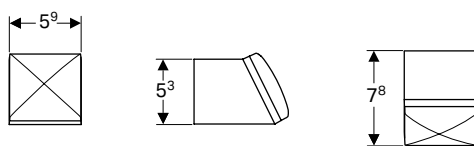
- Fastening material

Art. no.	L [cm]
510140000	40

Available as of April 2019

**New**

### Geberit Group power socket element



**Application purposes**

- For mounting in washbasin cabinets or tall cabinets

**Scope of delivery**

- Fastening material

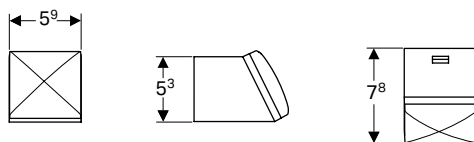
**Technical data**

Nominal voltage	230 V AC
Mains frequency	50 Hz

Art. no.	Surface / colour	Plug type
501020000	anthracite	CEE 7/16
Available as of April 2019		

**New**

### Geberit Group power socket element with USB port



**Application purposes**

- For mounting in washbasin cabinets or tall cabinets
- For charging of several devices

**Characteristics**

- USB port

**Scope of delivery**

- Fastening material

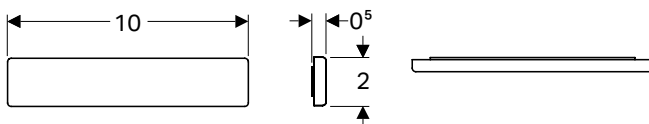
**Technical data**

Nominal voltage	230 V AC
Mains frequency	50 Hz

Art. no.	Surface / colour	Plug type
501030000	anthracite	CEE 7/16
Available as of April 2019		

**New**

### Geberit Group magnetic holder



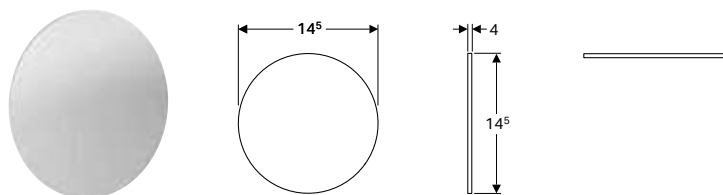
**Characteristics**

- Self-adhesive

**Art. no.**

510010000

Available as of April 2019

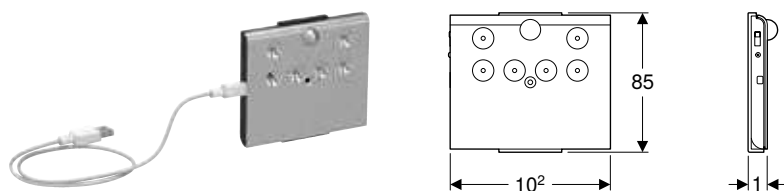
**New****Geberit Group magnifying mirror****Characteristics**

- With triple magnification
- Self-adhesive

Art. no.

510100000

Available as of April 2019

**New****Geberit Group cabinet light, movable, battery operation****Application purposes**

- For internal lighting of tall cabinets

**Technical data**

Operating voltage	5 V DC
Power consumption	0.5 W
Material	Plastic
Energy efficiency class	A++
Light colour	4000 K

**Characteristics**

- With proximity sensor
- Light switches off automatically about 20 s after last activation of proximity sensor
- Charging with USB cable

**Scope of delivery**

- USB cable

Art. no.

501500000

Available as of April 2019

**New****Geberit Group touch-up pen****Application purposes**

- For touching up superficial scratches and small blemishes on bathroom furniture

Art. no. Surface / colour

598892000 white

598893000 burgundy

598894000 platin

598895000 anthracite

598896000 taupe

598987000 matt / white

598988000 matt / lava

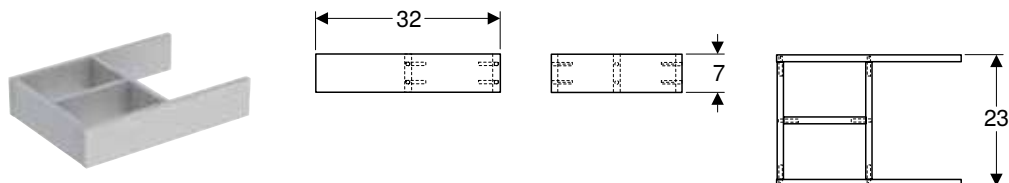
598989000 matt / greige

Available as of April 2019



**New**

### Geberit Group drawer insert, T-partition



#### Technical data

Material	High-compressed three-layer chipboard
----------	---------------------------------------

#### Characteristics

- T-partition

Art. no.	Surface / colour
----------	------------------

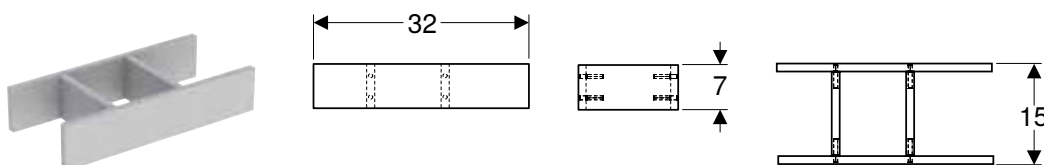
501000000	light grey
-----------	------------

Available as of April 2019

B [cm]	H [cm]	T [cm]
32	7	23

**New**

### Geberit Group drawer insert, H-partition



#### Technical data

Material	High-compressed three-layer chipboard
----------	---------------------------------------

#### Characteristics

- H-partition

Art. no.	Surface / colour
----------	------------------

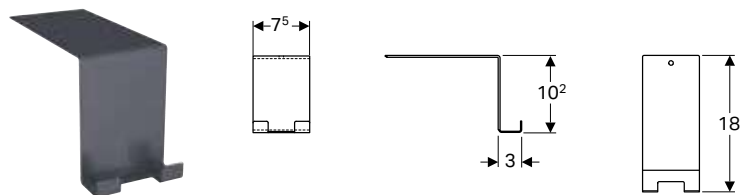
501010000	light grey
-----------	------------

Available as of April 2019

B [cm]	H [cm]	T [cm]
32	7	15

**New**

### Geberit Group towel hook



#### Technical data

Material	Steel
----------	-------

Art. no.	Surface / colour
----------	------------------

500.647.JK.2	matt powder-coated / lava
--------------	---------------------------

N: New, available: 500.647.JK.2 as of April 2019;








- Replacement for art. no. 500.647.JK.1








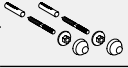



# Urinals

## Accessory overview – Urinals











Geberit International Sales, version: January 2019

	Pareo	Corso	Flow	Flow	Alivio	Alivio	
	236100000 236100600	239200000 239200600	235900000 235900600	235920000 235920600	238100000 238100600 238110000 238110600	238000000 238000600 238010000 238010600	
							
	→ p. 327						

### Accessories

Geberit urinal lid Pareo	573410000		→ p. 333	✓						
Geberit inlet connection piece for urinals	521005000		→ p. 330	✓	✓	✓	✓	✓	✓	
Geberit urinal trap, horizontal outlet	152.950.11.1			✓	✓	✓	✓	✓	✓	
Geberit urinal trap, vertical outlet	152.951.11.1		→ p. 345					✓	✓	
Geberit fastening set for urinal, Kerafix	551075000 551070000		→ p. 331		✓	✓	✓			
Geberit Group fastening set for urinals	521011000 521015000				✓	✓	✓			
Geberit service cover Centaurus, for urinal	500210000		→ p. 332							
Geberit fastening set Centaurus, for urinal renovation	554015000		→ p. 331							
Geberit urinal division	110000000		→ p. 328	✓	✓	✓	✓	✓	✓	

✓ Compatible

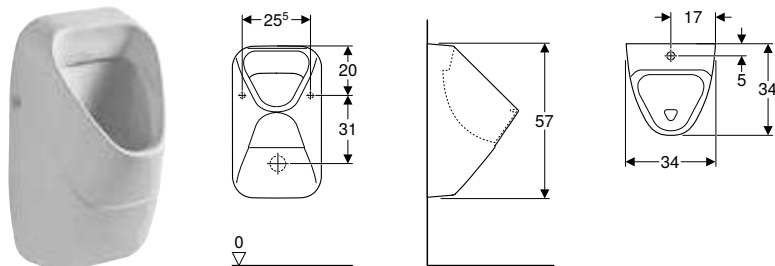
	Alivio	Renova	Renova	Renova Plan	Renova Plan	Renova Plan	Aller	Aller	Centaurus	Centaurus
	238150000 238150600 238160000 238160600	235300000 235300600 235320000 235320600	235200000 235200600	235120000 235120600	235170000 235170600	23510000 23510600	236500000 236506000 236520000 236520600	236600000 236600600	236400600	236450600
										
	→ p. 326								→ p. 327	→ p. 326

		✓		✓		✓	✓			
	✓	✓	✓	✓		✓	✓	✓		
	✓		✓							
	✓		✓							
		✓	✓							
		✓	✓							
							✓	✓		
							✓	✓		
									✓	✓
									✓	✓
	✓	✓	✓	✓	✓	✓	✓	✓	✓	✓

## Urinals

**New**

### Geberit urinal Alivio, inlet from the top, outlet to the rear or downwards



#### Application purposes

- For urinal installations with inlet from the top and outlet to the rear or downwards
- For exposed urinal flush controls
- For operating with automatic, water-saving flush

#### Characteristics

- Wall-hung
- With flush rim
- Hidden trap
- Hidden fastening

#### Technical data

Material	Vitreous china
----------	----------------

#### Scope of delivery

- Fastening material for urinal

Art. no.	Surface / colour	B [cm]	H [cm]	T [cm]	Inlet	Outlet	Aim
238150000	P white	34	57	34	above	to the rear or downwards	no

Available as of April 2019; P: Phase out

#### To order additionally

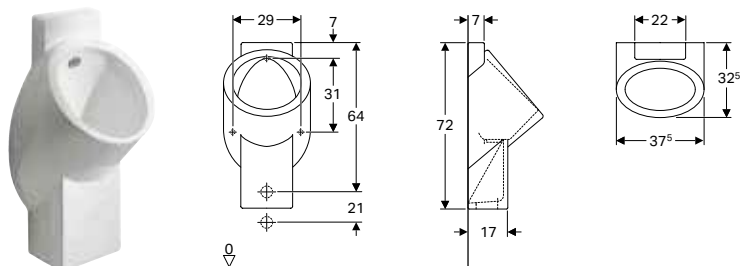
- Urinal trap

#### Accessories

- Accessory overview – Urinals → p. 324

**New**

### Geberit urinal Centaurus, hybrid operation, inlet from the rear, outlet to the rear or downwards



#### Application purposes

- For urinal installations with inlet from the rear and outlet to the rear or downwards
- For hybrid operation
- For operating with automatic, water-saving flush

#### Characteristics

- Wall-hung
- Rimless
- Hidden drain
- Hidden fastening

#### Technical data

Material	Vitreous china
----------	----------------

#### Scope of delivery

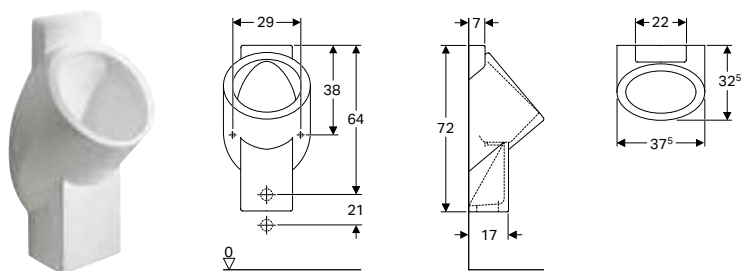
- Fastening material for urinal
- Flush unit
- Distance washers
- Drain assembly

Art. no.	Surface / colour	B [cm]	H [cm]	T [cm]	Inlet	Outlet
236450600	KeraTect / white	37.5	72	32.5	rear	to the rear or downwards

Available as of April 2019

#### Accessories

- Accessory overview – Urinals → p. 324

**New****Geberit urinal Centaurus, waterless, outlet to the rear or downwards****Application purposes**

- For urinal installations with inlet from the rear and outlet to the rear or downwards
- For operating without water

**Technical data**

Material	Vitreous china
----------	----------------

**Characteristics**

- Wall-hung
- Rimless
- Hidden drain
- Hidden fastening

**Scope of delivery**

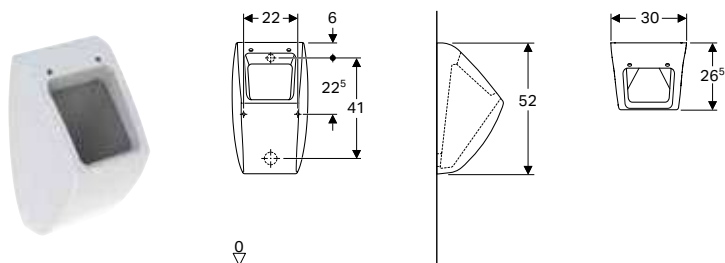
- Fastening material for urinal
- Distance washers
- Drain assembly

Art. no.	Surface / colour	B [cm]	H [cm]	T [cm]	Outlet
236400600	KeraTect / white	37.5	72	32.5	to the rear or downwards

Available as of April 2019

**Accessories**

- Accessory overview – Urinals → p. 324

**New****Geberit urinal Pareo, for lid, inlet from the rear, outlet to the rear****Application purposes**

- For urinal installations with inlet from the rear and outlet to the rear
- For concealed urinal flush controls

**Technical data**

Material	Vitreous china
----------	----------------

**Characteristics**

- Wall-hung
- With flush rim
- Hidden trap
- Hidden fastening

Art. no.	Surface / colour	B [cm]	H [cm]	T [cm]	Inlet	Outlet	Hinge material
236100000	white	30	52	26.5	rear	to the rear	Brass chrome-plated

Available as of April 2019

**To order additionally**

- Geberit urinal lid Pareo → p. 333
- Geberit inlet connection piece for urinals → p. 330
- Geberit urinal trap, horizontal outlet → p. 345
- Geberit fastening set for urinal, Kerafix → p. 331

**Accessories**

- Accessory overview – Urinals → p. 324

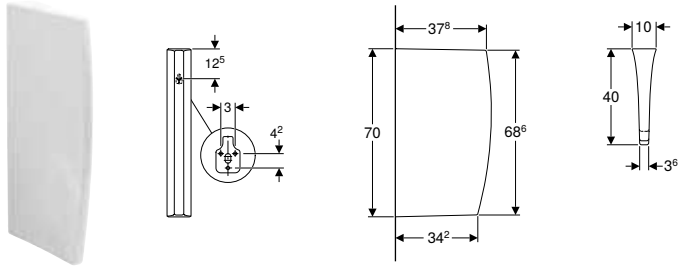


- Geberit inlet connector for Geberit urinals is not required if the urinal is installed with a Geberit installation element
- Replacement for art. no. 500.470.01.1

## Urinal divisions

**New**

### Geberit urinal division



#### Technical data

Material	Vitreous china
----------	----------------

#### Scope of delivery

- Fastening material

Art. no.	Surface / colour	L [cm]	B [cm]	H [cm]
110000000	white	40	10	70

Available as of April 2019



- Replacement for art. no. 500.345.01.1

## Accessories

### Geberit fastening set for urinal, Kerafix



#### Characteristics

- With white cover caps for covering the fastening

#### Scope of delivery

- Set of 2 pieces

Art. no.

500.123.00.1

**Geberit flush pipe for urinals, with concealed urinal flush control****Application purposes**

- For Geberit iCon, Geberit Smyle and Geberit Abalona urinals for concealed urinal flush control

**Technical data**

Material	Stainless steel
----------	-----------------

Art. no.	d, ø [mm]
500.089.00.1	15

**Characteristics**

- Elbow made of brass

**Scope of delivery**

- Rubber connector
- Connection set

**Geberit concealed cistern for urinal****Application purposes**

- For installation in part- or room-height prewall installations
- For automatic flush actuation of urinals

**Technical data**

Flush volume	4.5 l
Material	Plastic

Art. no.	
500.091.00.1	

**Characteristics**

- Flush interval controlled by refilling rate
- Adjustable refilling rate

**New****Geberit drain assembly set for hybrid and waterless urinals****Application purposes**

- For hybrid urinals
- For waterless urinals
- For Geberit urinals Centaurus

**Scope of delivery**

- Drain assembly
- Drain strainer lifter

Art. no.	d, ø [mm]
595750000	50

Available as of April 2019



**New**

## Geberit drain assembly set for waterless urinals



### Application purposes

- For waterless urinals
- For Geberit Renova Plan urinals

### Scope of delivery

- Drain assembly
- Drain strainer lifter

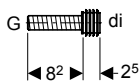
### Technical data

Material	Plastic		
Art. no.		d, ø [mm]	
595760000		50	
Available as of April 2019			



- Replacement for art. no. 500.125.00.1

## Geberit flush bend extension with sleeve



### Application purposes

- For urinals with inlet connection piece with sleeve, plug-in

### Technical data

Material	Brass		
Art. no.	G [""]	di, ø [mm]	
119.702.00.1	1/2	35	

**New**

## Geberit inlet connection piece for urinals



### Application purposes

- For pressure flushing valves

### Art. no.

521005000

N: New, available: 521005000 as of April 2019;

**New****Geberit fastening set for urinal, Kerafix****Scope of delivery**

- Set of 2 pieces

Art. no.      Surface / colour

551070000    chrome-plated

551075000    white

Available as of April 2019

**New****Geberit Group fastening set for urinals****Scope of delivery**

- Set of 2 pieces

Art. no.      Surface / colour

521011000    chrome-plated

521015000

Available as of April 2019

**New****Geberit screw set for fastening set, Kerafix****Scope of delivery**

- Set of 2 pieces

Art. no.

597159000

Available as of April 2019

**New****Geberit fastening set Centaurus, for urinal renovation****Application purposes**

- For renovations and conversions

**Scope of delivery**

- Set of 2 pieces

Art. no.

554015000

Available as of April 2019

**New**

## Geberit service cover Centaurus, for urinal



### Technical data

Material	Stainless steel
----------	-----------------

Art. no.                      Surface / colour

500210000                  stainless steel

Available as of April 2019

**New**

## Flush unit for Geberit urinal Centaurus



### Application purposes

- For Geberit urinals Centaurus

Art. no.

595703000

Available as of April 2019

**New**

## Set of distance pieces for Geberit urinal Centaurus



### Application purposes

- For Geberit urinals Centaurus

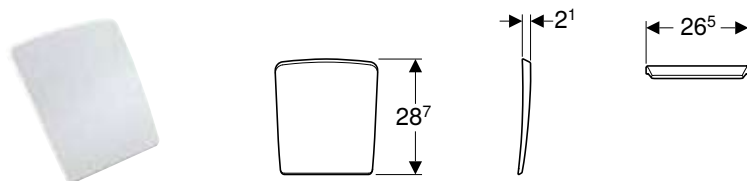
### Scope of delivery

- Set of 2 pieces

Art. no.

595723000

Available as of April 2019

**New****Geberit urinal lid Pareo****Application purposes**

- For Geberit urinals Pareo

**Technical data**

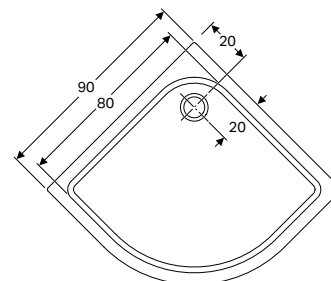
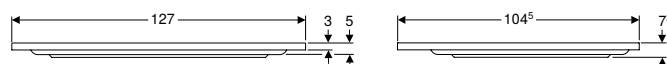
Material	Duroplast
----------	-----------

Art. no.	Surface / colour	Hinge material
573410000	white	Brass chrome-plated

Available as of April 2019



- Replacement for art. no. 500.471.01.1

**Showers****Shower tray****New****Geberit quadrant shower tray Tala****Application purposes**

- For draining off waste water from a single shower head
- For private bathrooms and hotels
- For installation with base for shower trays
- For installation with support

**Characteristics**

- Quadrantal
- Radius 55 cm
- Drain hole  $\varnothing$  90 mm
- Outlet in the corner
- Rim height 3 cm
- Inner height 5 cm

**Technical data**

Material	Sanitary acrylic
----------	------------------

Art. no.	Surface / colour	L [cm]	B [cm]	H [cm]
662440000	glossy / white	90	90	7.2

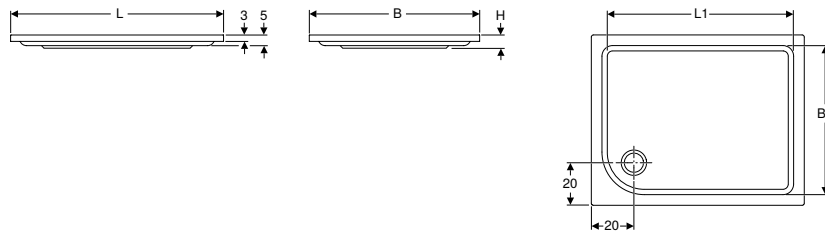
Available as of April 2019

**To order additionally**

- Shower drain  $\varnothing$  90 mm
- Set of feet
- Wall rails with anchors
- Sealing material

**New**

**Geberit rectangular shower tray Tala**



**Application purposes**

- For draining off waste water from a single shower head
- For private bathrooms and hotels
- For installation with base for shower trays
- For installation with support

**Characteristics**

- Rectangular
- Drain hole  $\varnothing$  90 mm
- Outlet in the corner
- Rim height 3 cm
- Inner height 5 cm

**Technical data**

Material	Sanitary acrylic
----------	------------------

Art. no.	Surface / colour	L [cm]	L1 [cm]	B [cm]	B1 [cm]	H [cm]
662410000	glossy / white	100	90	80	70	7.2
662420000	glossy / white	120	110	90	80	7.2

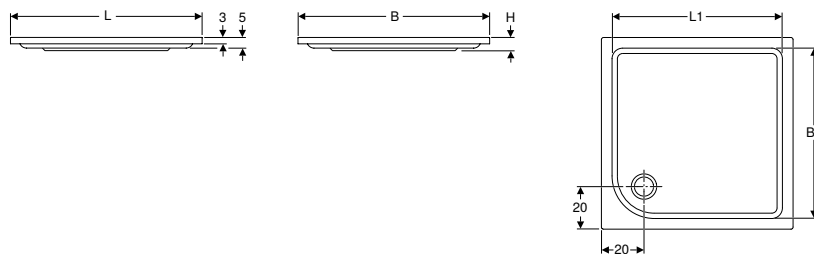
Available as of April 2019

**To order additionally**

- Shower drain  $\varnothing$  90 mm
- Set of feet
- Wall rails with anchors
- Sealing material

**New**

**Geberit square shower tray Tala**



**Application purposes**

- For draining off waste water from a single shower head
- For private bathrooms and hotels
- For installation with base for shower trays
- For installation with support

**Characteristics**

- Square
- Drain hole  $\varnothing$  90 mm
- Outlet in the corner
- Rim height 3 cm
- Inner height 5 cm

**Technical data**

Material	Sanitary acrylic
----------	------------------

Art. no.	Surface / colour	L [cm]	L1 [cm]	B [cm]	B1 [cm]	H [cm]
662480000	glossy / white	80	70	80	70	7.2
662490000	glossy / white	90	80	90	80	7.2
662400000	glossy / white	100	90	100	90	7.2

Available as of April 2019

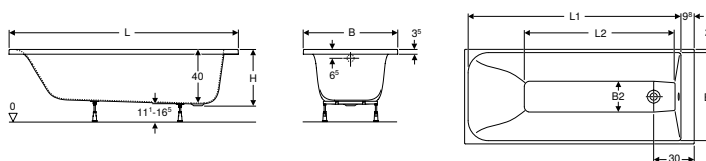
**To order additionally**

- Shower drain  $\varnothing$  90 mm
- Set of feet
- Wall rails with anchors
- Sealing material

# Bathubs

## Bathubs made of sanitary acrylic

### Geberit rectangular bathtub Rekord, with feet



#### Application purposes

- For private bathrooms and hotels
- For installation with bathtub feet or supports

#### Characteristics

- Rectangular
- Outlet at foot

#### Technical data

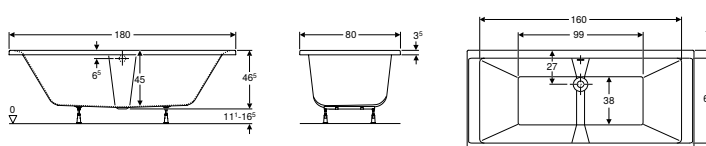
Material	Sanitary acrylic
----------	------------------

#### Scope of delivery

- Set of feet

Art. no.	Surface / colour	L [cm]	L1 [cm]	L2 [cm]	B [cm]	B1 [cm]	B2 [cm]	H [cm]	Total water capacity [l]	Usable water capacity [l]
554.106.01.1	white	160	147.6	101.6	70	65.2	22.8	41.7	163	88
554.107.01.1	white	170	157.6	111.6	70	65.2	22.8	41.7	176	101
554.108.01.1	white	170	157.6	111.6	75	70.2	27.8	41.7	195	120

### Geberit rectangular bathtub Supero, duo, with feet



#### Application purposes

- For private bathrooms and hotels
- For installation with bathtub feet or supports

#### Characteristics

- Rectangular
- Suitable for two persons
- Central outlet

#### Technical data

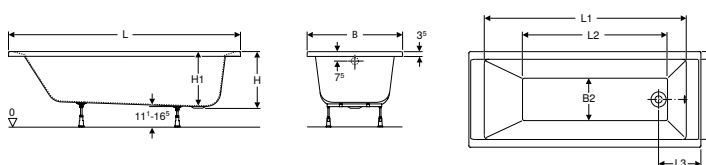
Material	Sanitary acrylic
----------	------------------

#### Scope of delivery

- Set of feet

Art. no.	Surface / colour	L [cm]	B [cm]	H [cm]	Total water capacity [l]	Usable water capacity [l]
554.105.01.1	white	180	80	45	266	191

### Geberit rectangular bathtub Supero, with feet



#### Application purposes

- For private bathrooms and hotels
- For installation with bathtub feet or supports

#### Characteristics

- Rectangular
- Outlet at foot

#### Technical data

Material	Sanitary acrylic
----------	------------------

#### Scope of delivery

- Set of feet



## Further product solutions

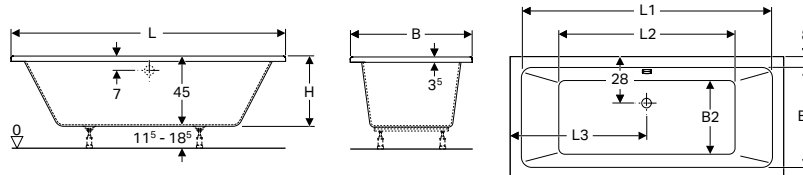
### Bathtubs

#### Bathtubs made of sanitary acrylic

Art. no.	Surface / colour	L [cm]	L1 [cm]	L2 [cm]	L3 [cm]	B [cm]	B1 [cm]	B2 [cm]	B3 [cm]	H [cm]	H1 [cm]	Total	Usable
												water capacity [l]	water capacity [l]
554.100.01.1	white	150	130	86	31	70	58	31	6	41.5	40	158	83
554.101.01.1	white	160	139	96	31	70	58	31	6	41.5	40	170	95
554.102.01.1	white	170	148	106	31	70	58	31	6	41.5	40	183	108
554.103.01.1	white	170	148	106	31	75	63	36	6	43.5	42	210	135
554.104.01.1	white	180	157	113	33	80	66	39	7	42	40.5	229	154

## New

### Geberit rectangular bathtub Tawa, duo



#### Application purposes

- For private bathrooms and hotels
- For installation with bathtub feet or supports

#### Characteristics

- Rectangular
- Suitable for two persons
- Central outlet

#### Technical data

Material	Sanitary acrylic
----------	------------------

Art. no.	Surface / colour	L [cm]	L1 [cm]	L2 [cm]	L3 [cm]	B [cm]	B1 [cm]	B2 [cm]	H [cm]	Total	Usable
										water capacity [l]	water capacity [l]
650470000	white	170	154	108.5	85	75	59	47	47	217	147
650480000	white	180	164	118.5	90	80	64	52	47	258	188
650490000	white	190	174	128.5	95	90	74	62	47	330	260

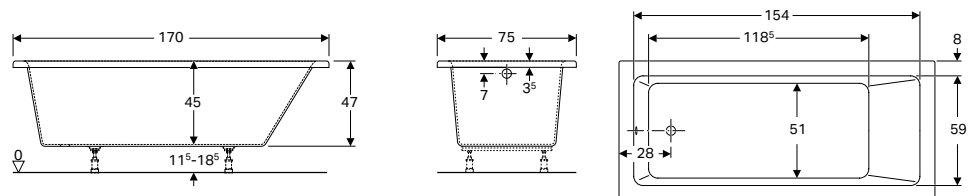
Available as of April 2019

#### Accessories

- Geberit set of feet for bathtubs → p. 339
- Geberit set of wall anchors → p. 340
- Geberit insulation tape → p. 339
- Geberit acrylic repair set → p. 339
- Geberit bathtub drain with push actuation PushControl, d52, length 26 cm, with ready-to-fit-set and connection bend → p. 342

## New

### Geberit rectangular bathtub Tawa



#### Application purposes

- For private bathrooms and hotels
- For installation with bathtub feet or supports

#### Characteristics

- Rectangular
- Outlet at foot

#### Technical data

Material	Sanitary acrylic
----------	------------------

Art. no.	Surface / colour	L [cm]	B [cm]	H [cm]	Total	Usable
					water capacity [l]	water capacity [l]
650475000	white	170	75	47	239	169

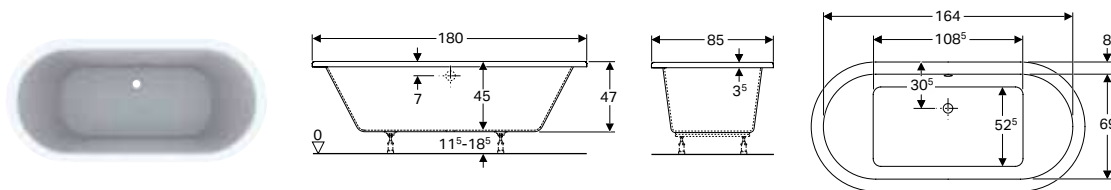
Available as of April 2019

**Accessories**

- Geberit set of feet for bathtubs → p. 339
- Geberit set of wall anchors → p. 340
- Geberit insulation tape → p. 339
- Geberit acrylic repair set → p. 339
- Geberit bathtub drain with push actuation PushControl, d52, length 26 cm, with ready-to-fit-set and connection bend → p. 342

**New**

**Geberit oval bathtub Tawa**



**Application purposes**

- For private bathrooms and hotels
- For installation with bathtub feet or supports

**Characteristics**

- Oval
- Suitable for two persons
- Central outlet

**Technical data**

Material	Sanitary acrylic
----------	------------------

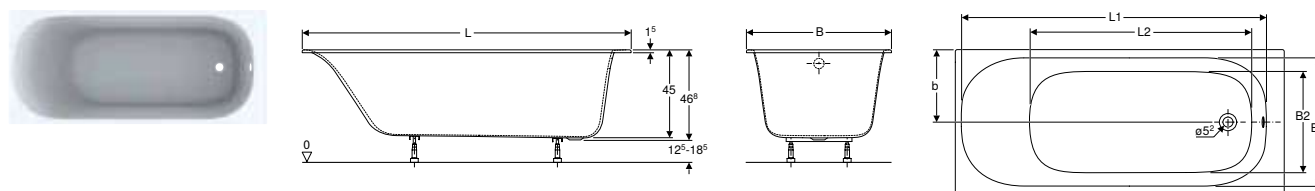
Art. no.	Surface / colour	L [cm]	B [cm]	H [cm]	Total water capacity [l]	Usable water capacity [l]
650400000	white	180	85	47	243	173

Available as of April 2019

**Accessories**

- Geberit set of feet for bathtubs → p. 339
- Geberit set of wall anchors → p. 340
- Geberit insulation tape → p. 339
- Geberit acrylic repair set → p. 339
- Geberit bathtub drain with push actuation PushControl, d52, length 26 cm, with ready-to-fit-set and connection bend → p. 342

**Geberit rectangular bathtub Soana, with feet**



**Application purposes**

- For private bathrooms and hotels
- For installation with bathtub feet or supports

**Characteristics**

- Built-in bathtub
- Rectangular
- Slim rim
- Outlet at foot

**Technical data**

Material	Sanitary acrylic
----------	------------------

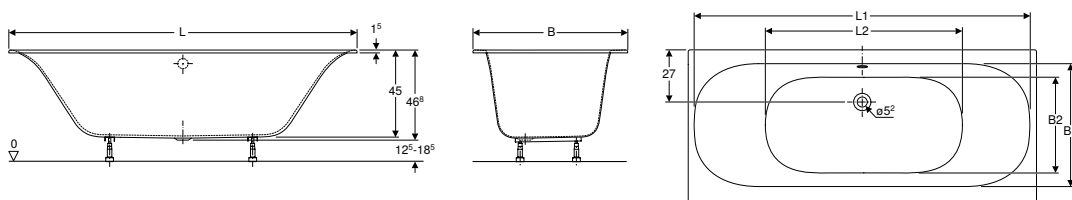
**Scope of delivery**

- Set of feet
- Mounting material

Art. no.	Surface / colour	L [cm]	L1 [cm]	L2 [cm]	B [cm]	B1 [cm]	B2 [cm]	b [cm]	H [cm]	Total water capacity [l]	Usable water capacity [l]
554.001.01.1	white	160	147.5	104.8	70	61	47.3	35	45	195	120
554.002.01.1	white	170	157.5	104.8	70	61	47.3	35	45	213	138
554.014.01.1	white	170	157.5	114.8	75	66	52.3	37.5	45	233	158
554.015.01.1	white	180	167.5	125	80	71.5	57.2	37.5	45	272	197



## Geberit rectangular bathtub Soana, duo, with feet



### Application purposes

- For private bathrooms and hotels
- For installation with bathtub feet or supports

### Technical data

Material	Sanitary acrylic
----------	------------------

### Characteristics

- Built-in bathtub
- Rectangular
- Suitable for two persons
- Slim rim
- Central outlet

### Scope of delivery

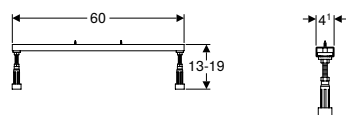
- Set of feet
- Mounting material

Art. no.	Surface / colour	L [cm]	L1 [cm]	L2 [cm]	B [cm]	B1 [cm]	B2 [cm]	H [cm]	Capacity	
									Total water capacity [l]	Usable water capacity [l]
554.003.01.1	white	170	163	91.8	75	58.7	44.4	45	179	104
554.004.01.1	white	180	173	101.8	80	64	49.4	45	212	137
554.005.01.1	white	190	183	111.8	90	75	59.4	45	271	196

## Accessories

New

### Geberit Group set of feet for bathtub with slim rim



### Application purposes

- For built-in bathtubs made of sanitary acrylic, slim rim

### Characteristics

- Height-adjustable

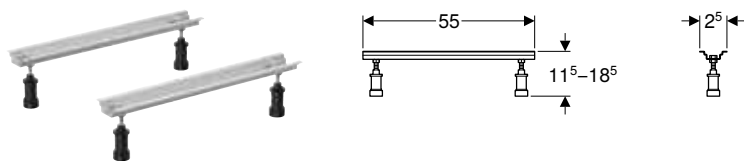
### Scope of delivery

- 4 feet
- 2 rails
- Fastening material
- 3 wall anchors

Art. no.

554.900.00.1

Available as of April 2019

**New****Geberit set of feet for bathtubs****Application purposes**

- For built-in bathtubs made of acrylic

**Characteristics**

- Height-adjustable

**Scope of delivery**

- 4 feet
- 2 rails
- Fastening material

Art. no.

**653002000**

Available as of April 2019

**New****Geberit acrylic repair set****Application purposes**

- For repairing damaged surfaces of bathtubs and shower trays made of acrylic

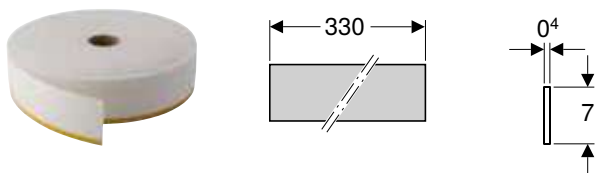
**Scope of delivery**

- Wet sandpaper
- Polishing paste
- Polishing cloth
- Sandpaper holder

Art. no.

**590153000**

Available as of April 2019

**New****Geberit insulation tape****Application purposes**

- For structure-borne sound insulation between bathtubs or shower trays and the building structure

**Characteristics**

- Sound-insulating
- Self-adhesive

**Technical data**

Material	PE-E
----------	------

Art. no.	s [mm]	L [m]	B [cm]
<b>653009000</b>	4	3.3	7

Available as of April 2019

New

## Geberit set of wall anchors



### Application purposes

- For fastening Geberit bathtubs and shower trays with wall fixation on solid walls

### Scope of delivery

- 3 wall anchors
- 2 clamping brackets
- Fastening material

Art. no.

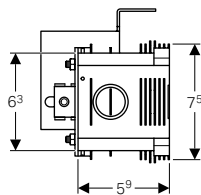
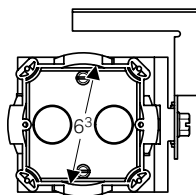
653007000

Available as of April 2019

## Geberit Duofix

### Accessories

## Geberit concealed outlet for drywall and solid wall construction



### Application purposes

- For Geberit AquaClean WC enhancement solutions
- For positioning the electrical connection on Geberit installation elements for wall-hung WC
- For Geberit Duofix, Geberit GIS and Geberit Kombifix installation elements
- For Geberit Duofix installation elements with a width of 50 cm

### Characteristics

- Break-out openings for cables and pipes
- Adjustable in depth

### Scope of delivery

- Outlet mounting box
- Fastening material

### Technical data

Material	PE-HD
----------	-------

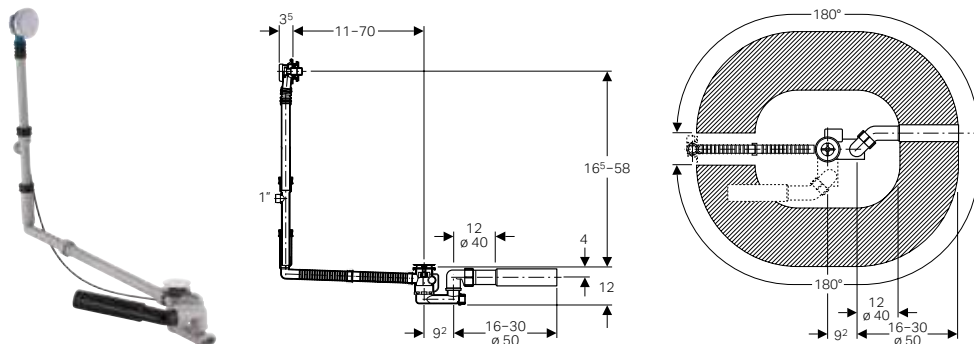
Art. no.

242.001.00.1

# Waste fittings

## Drain assemblies for bathtubs

### Geberit bathtub drain with turn handle, d52, with ready-to-fit-set, special size



#### Application purposes

- For bathtubs with valve hole  $\varnothing$  52 mm
- For bathtubs made of steel, plastic or cast iron
- For custom-size bathtubs

#### Technical data

Discharge rate	0.8 l/s
Overflow discharge rate	0.6 l/s
Depth of water seal	50 mm

#### Characteristics

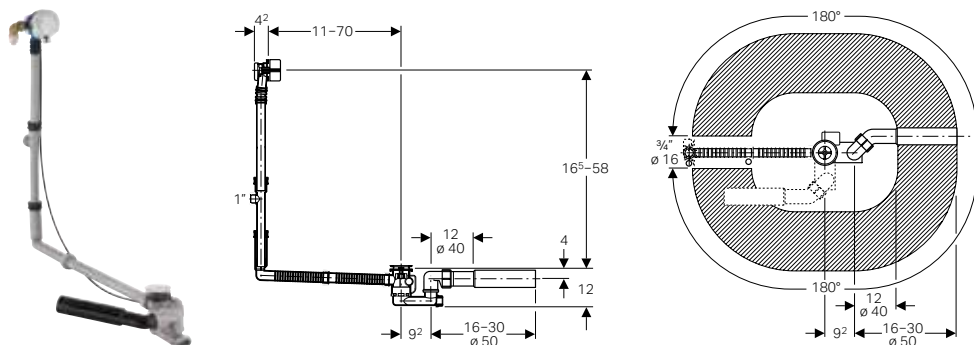
- Quality-monitored in accordance with EN 274-3
- With overflow
- Double-sided seals on drain and overflow
- Overflow head with extendible mount can be fastened

#### Scope of delivery

- Ready-to-fit set
- T-piece made of PP,  $\varnothing$  39 / 28 mm, G 1"
- Waste outlet
- Trap
- Connection bend made of PE-HD,  $\varnothing$  40 / 50 mm
- Protection box
- Fastening material

Art. no.	Surface / colour
150.525.21.1	bright chrome-plated

### Geberit bathtub drain with turn handle and inlet, d52, with ready-to-fit-set, special size



#### Application purposes

- For bathtubs with valve hole  $\varnothing$  52 mm
- For bathtubs made of steel, plastic or cast iron
- For custom-size bathtubs

#### Technical data

Sound class	1
Inlet capacity	0.35 l/s
Discharge rate	0.85 l/s
Overflow discharge rate	0.6 l/s
Depth of water seal	50 mm

#### Characteristics

- With overflow and inlet
- Quality-monitored in accordance with EN 274-3
- Inlet jet can be aligned
- Double-sided seals on drain and overflow
- Overflow head with extendible mount can be fastened

#### Scope of delivery

- Ready-to-fit set
- Elbow tap connector 90° with male thread G 3/4" and Euro cone  $\varnothing$  20 cm, rotatable
- Connection bend made of PE-HD,  $\varnothing$  40 / 50 mm
- T-piece made of PP,  $\varnothing$  39 / 28 mm, G 1"
- Waste outlet
- Trap
- Protection box
- Fastening material

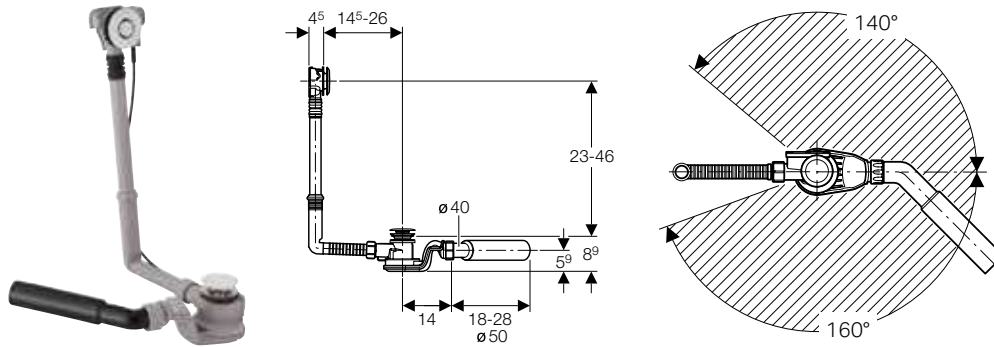
Art. no.	Surface / colour
150.711.21.1	bright chrome-plated

## Further product solutions

Waste fittings

Drain assemblies for washbasins and bidets

### Geberit bathtub drain with push actuation PushControl, d52, length 26 cm, with ready-to-fit-set and connection bend



#### Application purposes

- For bathtubs made of steel, plastic or cast iron
- For standard-size bathtubs
- For bathtubs with valve hole  $\varnothing$  52 mm

#### Technical data

Discharge rate	1 l/s
Overflow discharge rate	0.65 l/s
Depth of water seal	50 mm

#### Characteristics

- Quality-monitored in accordance with EN 274-3
- Push actuation aligned with bathtub surface
- With overflow
- Double-sided seals on drain and overflow
- Overflow head with extendible mount can be fastened

#### Scope of delivery

- Waste outlet
- Trap
- Connection bend 45° made of PE-HD,  $\varnothing$  40 / 50 mm
- Ready-to-fit set
- Protection box
- Fastening material

Art. no.	Surface / colour
150.755.21.1	bright chrome-plated

## Drain assemblies for washbasins and bidets

### Geberit waste outlet with waste plug and chain



#### Application purposes

- For washbasins with two tap holes
- For washbasins with overflow

#### Technical data

Material	Brass chrome-plated
----------	---------------------

Art. no.	d, $\varnothing$ [mm]
500.099.00.1	60

## Geberit waste outlet with free outlet



### Application purposes

- For washbasins without overflow

### Technical data

Material	Brass chrome-plated
----------	---------------------

### Characteristics

- Valve cover made of plastic, chrome-plated
- With built-in screen

### Scope of delivery

- Screen
- Seals

Art. no.	Surface / colour	G ["]	L [cm]
152.050.21.1	bright chrome-plated	1 1/4	5
152.080.21.1	bright chrome-plated	1 1/4	8

## Geberit concealed trap for washbasin, with in-wall cabinet, ready-to-fit set, screen valve and overflow pipe, horizontal outlet



### Application purposes

- For covered installation
- For solid construction
- Suitable for barrier-free construction
- For concealed installation
- For hospital washbasins

### Technical data

Depth of water seal	50 mm
Material	Plastic

### Characteristics

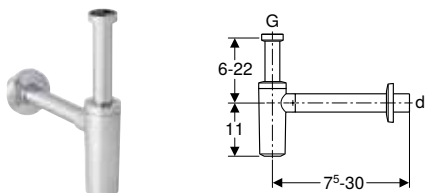
- Quality-monitored in accordance with EN 274-3
- Concealed trap can be height-adjusted  $\pm 3$  cm during final installation

### Scope of delivery

- Connection bend,  $\varnothing 32$  mm
- Cover plate
- In-wall cabinet
- Concealed trap
- Protection box
- Valve screen
- Overflow pipe for Geberit Renova washbasin
- Overflow pipe for Geberit Vitalis washbasin
- Fastening material
- Seals

Art. no.	Surface / colour	d, $\varnothing$ [mm]
151.122.21.1	bright chrome-plated	50–56

## Geberit bottle trap with dip tube, for washbasin, horizontal outlet



### Application purposes

- For washbasins

### Technical data

Material	Plastic
----------	---------

### Characteristics

- Quality-monitored in accordance with EN 274-3
- Corrosion-resistant

### Scope of delivery

- Wall collar

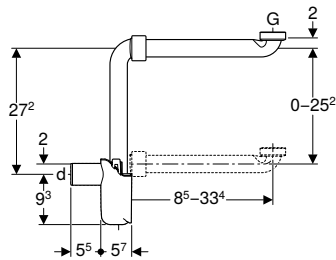
Art. no.	Surface / colour	d, $\varnothing$ [mm]	G ["]
151.034.21.1	bright chrome-plated	32	1 1/4
151.035.21.1	bright chrome-plated	40	1 1/4

## Further product solutions

Waste fittings

Drain assemblies for washbasins and bidets

### Geberit bottle trap with dip tube for washbasin, space-saving model, horizontal outlet



#### Application purposes

- For space-saving connection of washbasins in bathroom furniture

#### Technical data

Depth of water seal	50 mm
Material	Plastic

#### Characteristics

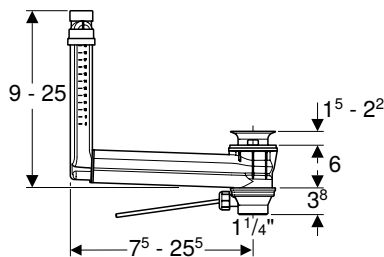
- Quality-monitored in accordance with EN 274-3
- Space-saving model
- For cleaning accessible

#### Scope of delivery

- Seals
- Connection bend with union nut

Art. no.	Surface / colour	d, ø [mm]	G ["]
151.116.11.1	white alpine	32	1 1/4

### Geberit washbasin connector Clou with lever actuation



#### Application purposes

- For washbasins without visible overflow

#### Technical data

Material	Plastic
----------	---------

#### Characteristics

- Quality-monitored in accordance with EN 274-3
- Hygienic with optimum flow behaviour
- Waste outlet can be closed
- Actuation using rod
- Hidden overflow function
- Length and height can be adapted to washbasin

#### Scope of delivery

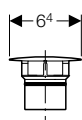
- Waste outlet
- Actuator lever
- Plug
- Washbasin connector

Art. no.  
152.018.00.1

#### To order additionally

- Geberit valve cover for washbasin connector Clou → p. 344

### Geberit valve cover for washbasin connector Clou



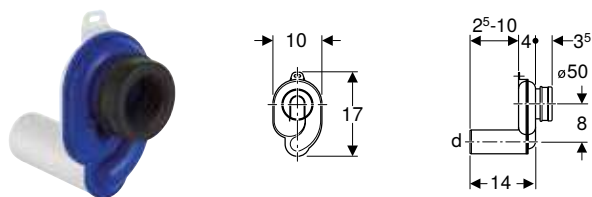
#### Application purposes

- For Geberit washbasin connectors Clou

Art. no.	Surface / colour	Material designation
241.993.21.1	bright chrome-plated	Plastic

## Drain assemblies for urinals

### Geberit urinal trap, horizontal outlet



#### Application purposes

- For urinals with outlet to the rear
- For urinals with flush volume 1–4 litres

#### Scope of delivery

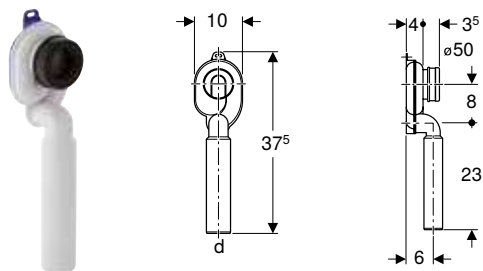
- Sleeve made of EPDM

#### Technical data

Depth of water seal	50 mm
Material	Plastic

Art. no.	Surface / colour	d, $\emptyset$ [mm]
152.950.11.1	white alpine	50

### Geberit urinal trap, vertical outlet



#### Application purposes

- For urinals with outlet to the rear
- For urinals with flush volume 1–4 litres

#### Scope of delivery

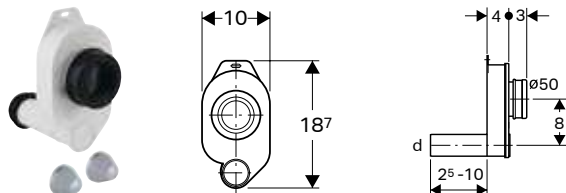
- Sleeve made of EPDM

#### Technical data

Depth of water seal	50 mm
Material	Plastic

Art. no.	Surface / colour	d, $\emptyset$ [mm]
152.951.11.1	white alpine	50

### Geberit urinal trap d40, horizontal outlet



#### Application purposes

- For urinals with outlet to the rear
- For connecting to urinals

#### Technical data

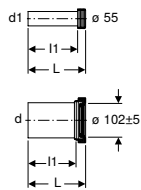
Material	Plastic
----------	---------

Art. no.	Surface / colour
261.483.11.1	white alpine



## Drain assemblies for WCs and wall-hung sinks

### Geberit connection set for wall-hung WC, length 30 cm



#### Application purposes

- For wall-hung WCs

#### Technical data

Material	PE-HD
----------	-------

#### Characteristics

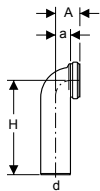
- Extended connection set

#### Scope of delivery

- Flush pipe with sleeve, made of PE-HD
- Straight connector with sleeve, made of PE-HD
- 2 cover caps
- Fastening material

Art. no.	Surface / colour	d, ø [mm]	d1, ø [mm]	L [cm]	l [cm]	l1 [cm]
152.441.46.1	matt chrome-plated	90	45	30	26.5	27.5

### Geberit connection bend 90°



#### Application purposes

- For floor-standing WCs with horizontal and open outlet  
ø 105 mm

#### Technical data

Material	PP
----------	----

#### Scope of delivery

- Sleeve made of EPDM

Art. no.	Surface / colour	d, ø [mm]	A [cm]	a [cm]	H [cm]
152.610.11.1	white alpine	110	9	7	35

# Utility sinks

## Accessories

**New**

### Geberit set of mounting brackets

---

**Characteristics**

- With levelling foot supports

**Scope of delivery**

- Set of 2 pieces

Art. no.	L [cm]
500250000	35
500260000	45

Available as of April 2019

**To order additionally**

- Fastening material



# Appendix

<b>Colours and materials.....</b>	<b>351</b>
<b>Information, instructions and measures for handling hazardous substances ...</b>	<b>358</b>
<b>International sales and delivery conditions ceramics.....</b>	<b>362</b>
<b>Index.....</b>	<b>365</b>





# COLOURS / MATERIALS

The way that surfaces look and feel has a determining influence on the style and impression of a bathroom's interior. Geberit therefore offers their bathroom furniture, sanitary modules and actuator plates in a variety of different materials and colours. All in the name of achieving the perfect bathroom.

COLOURS / MATERIALS

COLOURS / MATERIALS

# IT'S ALL ABOUT YOUR TASTE



→ MIRROR, WASHBASIN, FURNITURE: Geberit Xenos<sup>2</sup>.

WHITE, MATT COATED

**ICON** body, front

SAND GREY, MATT COATED

**ACANTO** body

GREIGE, MATT COATED

**XENO<sup>2</sup>** body, front

LAVA, MATT COATED

**ACANTO** body

**ICON** body, front

**SMYLE** body, front


BLACK, MATT COATED

**ACANTO** body





COLOURS / MATERIALS



PLATINUM,  
HIGH-GLOSS COATED  
**ICON** body, front

TAUPE,  
HIGH-GLOSS COATED  
**MYDAY** body, front

SAND GREY,  
HIGH-GLOSS COATED  
**SMYLE** body, front

WHITE,  
HIGH-GLOSS COATED  
**XENO<sup>2</sup>** body, front  
**MYDAY** body, front  
**ACANTO** body  
**ICON** body, front  
**SMYLE** body, front  
**SELNOVA** body, front

CHAMPAGNE

**CITTERIO** handle, feet



CHROME

**SELNOVA** feet, skirting boards



SCULTURA-GREY,  
WOOD-TEXTURED MELAMINE

**XENO<sup>2</sup>** body, front



HICKORY,  
WOOD-TEXTURED MELAMINE

**SMYLE** body, front



COLOURS / MATERIALS



MYSTIC OAK

**ACANTO** body

OAK BEIGE,  
WOOD-TEXTURED MELAMINE

**CITTERIO** body

OAK GREY-BROWN,  
WOOD-TEXTURED MELAMINE

**CITTERIO** body

OAK NATURE,  
WOOD-TEXTURED MELAMINE

**ICON** body, front

WHITE GLASS

**ACANTO** front

SAND GREY GLASS

**ACANTO** front

TAUPE GLASS

**CITTERIO** panel

LAVA GLASS

**ACANTO** front




BLACK GLASS




**CITTERIO** front, panel




**ACANTO** front





## Information, instructions and measures for handling hazardous substances

Hazardous substance	Hazard symbol	Signal word	Information, instructions and measures
<b>Lemon perfume block</b>		<b>Warning</b>	<p><b>Contains:</b></p> <ul style="list-style-type: none"> <li>• citral (CAS no. 5392-40-5)</li> </ul> <p><b>Hazard information:</b></p> <ul style="list-style-type: none"> <li>• H317 - May cause an allergic skin reaction.</li> </ul> <p><b>Safety notes:</b></p> <ul style="list-style-type: none"> <li>• P272 - Contaminated work clothing should not be allowed out of the workplace.</li> <li>• P280 - Wear protective gloves.</li> <li>• P302 + P352 - IF ON SKIN: Wash with plenty of water.</li> <li>• P333 + P313 - If skin irritation or a rash occurs: Get medical advice/attention.</li> <li>• P362 + P364 - Take off contaminated clothing and wash it before reuse.</li> </ul> <p><b>Disposal instruction:</b></p> <ul style="list-style-type: none"> <li>• P501 - Dispose of contents/system trap at an authorised waste collection point.</li> </ul>
<b>Tangit PVC-U special adhesive</b>		<b>Danger</b>	<p><b>Contains:</b></p> <ul style="list-style-type: none"> <li>• tetrahydrofuran (CAS no. 109-99-9)</li> <li>• butanone (CAS no. 78-93-3)</li> <li>• cyclohexanone (CAS no. 108-94-1)</li> </ul> <p><b>Hazard information:</b></p> <ul style="list-style-type: none"> <li>• H225 - Highly flammable liquid and vapour.</li> <li>• H315 - Causes skin irritation.</li> <li>• H318 - Causes serious eye damage.</li> <li>• H335 - May cause respiratory irritation.</li> <li>• H336 - May cause drowsiness or dizziness.</li> <li>• H351 - Suspected of causing cancer.</li> </ul> <p><b>Safety notes:</b></p> <ul style="list-style-type: none"> <li>• P102 - Keep out of reach of children.</li> <li>• P210 - Keep away from heat, hot surfaces, sparks, open flames and other ignition sources. No smoking.</li> <li>• P260 - Do not breathe mist/vapours.</li> <li>• P271 - Use only outdoors or in a well-ventilated area.</li> <li>• P280 - Wear protective gloves/eye protection.</li> <li>• P305 + P351 + P338 - IF IN EYES: Rinse cautiously with water for several minutes. Remove contact lenses if present and easy to do. Continue rinsing.</li> <li>• P310 - Immediately call a POISON CENTER or doctor/physician.</li> </ul> <p><b>Disposal instructions:</b></p> <ul style="list-style-type: none"> <li>• P501 - Dispose of contents/container in accordance with official local regulations.</li> </ul> <p>Only containers that are completely empty and free of solvent vapours may be sent to the recycling collection point. European Waste Catalogue (EWC) number: 080409</p>
<b>Geberit AquaClean nozzle cleaner, as of 2018</b> <div style="background-color: orange; color: white; padding: 5px; display: inline-block; margin-top: 10px;"><b>NEW</b></div>		<b>Warning</b>	<p><b>Contains:</b></p> <ul style="list-style-type: none"> <li>• less than 5% non-ionic tensides, amphoteric tensides</li> <li>• water preservatives (methylothiazolinone, benzisothiazolinone)</li> </ul> <p><b>Hazard information:</b></p> <ul style="list-style-type: none"> <li>• H319 - Causes serious eye irritation.</li> </ul> <p><b>Safety notes:</b></p> <ul style="list-style-type: none"> <li>• P102 - Keep out of reach of children.</li> <li>• P305 + P351 + P338 - IF IN EYES: Rinse cautiously with water for several minutes. Remove contact lenses if present and easy to do. Continue rinsing.</li> </ul>

Hazardous substance	Hazard symbol	Signal word	Information, instructions and measures
Geberit AquaClean nozzle cleaner, up to 2017		Warning	<p><b>Contains:</b></p> <ul style="list-style-type: none"> <li>less than 5% non-ionic tensides, amphoteric tensides</li> <li>citric acid (CAS no. 5949-29-1)</li> </ul> <p><b>Hazard information:</b></p> <ul style="list-style-type: none"> <li>H319 - Causes serious eye irritation.</li> </ul> <p><b>Safety notes:</b></p> <ul style="list-style-type: none"> <li>P102 - Keep out of reach of children.</li> <li>P305 + P351 + P338 - IF IN EYES: Rinse cautiously with water for several minutes. Remove contact lenses if present and easy to do. Continue rinsing.</li> </ul>
Geberit AquaClean cleaning agent		Warning	<p><b>Contains:</b></p> <ul style="list-style-type: none"> <li>less than 5% anionic tensides, non-ionic tensides</li> <li>citric acid (CAS no. 77-92-9)</li> </ul> <p><b>Hazard information:</b></p> <ul style="list-style-type: none"> <li>H319 - Causes serious eye irritation.</li> </ul> <p><b>Safety notes:</b></p> <ul style="list-style-type: none"> <li>P102 - Keep out of reach of children.</li> <li>P305 + P351 + P338 - IF IN EYES: Rinse cautiously with water for several minutes. Remove contact lenses if present and easy to do. Continue rinsing.</li> </ul>
Geberit mineral sealing compound FSH 90		Danger	<p><b>Contains:</b></p> <ul style="list-style-type: none"> <li>portland cement (CAS no. 65997-15-1)</li> </ul> <p><b>Hazard information:</b></p> <ul style="list-style-type: none"> <li>H315 - Causes skin irritation.</li> <li>H318 - Causes serious eye damage.</li> <li>H335 - May cause respiratory irritation.</li> </ul> <p><b>Safety notes:</b></p> <ul style="list-style-type: none"> <li>P101 - If medical advice is needed, have product container or label at hand.</li> <li>P102 - Keep out of reach of children.</li> <li>P103 - Read label before use.</li> <li>P261 - Avoid breathing dust.</li> <li>P305 + P351 + P338 - IF IN EYES: Rinse cautiously with water for several minutes. Remove contact lenses if present and easy to do. Continue rinsing.</li> <li>P310 - Immediately call a POISON CENTER or doctor/physician.</li> <li>P321 - Specific treatment: <ul style="list-style-type: none"> <li>After inhalation: In case of unconsciousness, put the patient into the recovery position before moving them. Ensure a supply of fresh air. If symptoms persist, seek medical attention.</li> <li>After contact with skin: Immediately wash with water and soap and rinse thoroughly.</li> <li>After ingestion: Do not induce vomiting; immediately seek medical attention.</li> </ul> </li> <li>P405 - Store locked up.</li> </ul> <p><b>Other hazards:</b> Product has severe alkaline reaction with water.</p> <p><b>Disposal instruction:</b></p> <ul style="list-style-type: none"> <li>P501 - Dispose of contents/container in accordance with official local regulations.</li> </ul>

Hazardous substance	Hazard symbol	Signal word	Information, instructions and measures
Tangit ABS special adhesive		Danger	<p><b>Contains:</b></p> <ul style="list-style-type: none"> <li>• butanone (CAS no. 78-93-3)</li> <li>• n-butyl acetate (CAS no. 123-86-4)</li> </ul> <p><b>Hazard information:</b></p> <ul style="list-style-type: none"> <li>• H225 - Highly flammable liquid and vapour.</li> <li>• H319 - Causes serious eye irritation.</li> <li>• H336 - May cause drowsiness or dizziness.</li> <li>• EUH066 - Repeated exposure may cause skin dryness or cracking.</li> </ul> <p><b>Safety notes:</b></p> <ul style="list-style-type: none"> <li>• P102 - Keep out of reach of children.</li> <li>• P210 - Keep away from heat, hot surfaces, sparks, open flames and other ignition sources. No smoking.</li> <li>• P260 - Do not breathe mist/vapours.</li> <li>• P271 - Use only outdoors or in a well-ventilated area.</li> <li>• P280 - Wear eye protection.</li> <li>• P305 + P351 + P338 - IF IN EYES: Rinse cautiously with water for several minutes. Remove contact lenses if present and easy to do. Continue rinsing.</li> </ul> <p><b>Disposal instructions:</b></p> <ul style="list-style-type: none"> <li>• P501 - Dispose of contents/container in accordance with official local regulations.</li> </ul> <p>European Waste Catalogue (EWC) number: 080409</p>
Micropur Forte MF, liquid (water preservative for Geberit hygiene filter)		-	<p><b>Contains:</b></p> <ul style="list-style-type: none"> <li>• sodium hypochlorite solution (CAS no. 7681-52-9)</li> <li>• silver (CAS no. 7440-22-4)</li> <li>• sodium nitrate &lt; 0.1% (CAS no. 7631-99-4)</li> </ul> <p><b>Hazard information:</b></p> <ul style="list-style-type: none"> <li>• H411 - Toxic to aquatic life with long-lasting effects.</li> </ul> <p><b>Safety notes:</b></p> <ul style="list-style-type: none"> <li>• P102 - Keep out of reach of children.</li> <li>• P273 - Avoid release to the environment.</li> <li>• P391 - Collect spillage.</li> </ul> <p><b>Disposal instructions:</b></p> <ul style="list-style-type: none"> <li>• P501 - Dispose of contents/container in accordance with official local regulations.</li> </ul>
Geberit AquaClean descaling agent		Warning	<p><b>Contains:</b></p> <ul style="list-style-type: none"> <li>• phosphoric acid (CAS no. 7664-38-2)</li> <li>• hydrochloric acid (CAS no. 7647-01-0)</li> </ul> <p><b>Hazard information:</b></p> <ul style="list-style-type: none"> <li>• H315 - Causes skin irritation.</li> <li>• H319 - Causes serious eye irritation.</li> </ul> <p><b>Safety notes:</b></p> <ul style="list-style-type: none"> <li>• P102 - Keep out of reach of children.</li> <li>• P280 - Wear protective gloves/eye protection.</li> <li>• P302 + P352 - IF ON SKIN: Wash with plenty of soap and water.</li> <li>• P305 + P351 + P338 - IF IN EYES: Rinse cautiously with water for several minutes. Remove contact lenses if present and easy to do. Continue rinsing.</li> <li>• P332 + P313 - If skin irritation occurs: Get medical advice/attention.</li> <li>• P337 + P313 - If eye irritation persists: Get medical advice/attention.</li> </ul> <p><b>Disposal instructions:</b></p> <p>Completely empty, cleaned containers may be sent to the recycling collection point.</p>

Hazardous substance	Hazard symbol	Signal word	Information, instructions and measures
<b>In-cistern block DropIn blue</b>		<b>Warning</b>	<p><b>Contains:</b></p> <ul style="list-style-type: none"> <li>benzenesulphonic acid, C10-13-alkyl derivatives (CAS no. 68411-30-3)</li> <li>cocomonoethanolamide (CAS no. 90622-77-8)</li> <li>pine oil 99 ≤ 2.5%</li> </ul> <p><b>Hazard information:</b></p> <ul style="list-style-type: none"> <li>H315 - Causes skin irritation.</li> <li>H319 - Causes serious eye irritation.</li> <li>H412 - Harmful to aquatic life with long-lasting effects.</li> </ul> <p><b>Safety notes:</b></p> <ul style="list-style-type: none"> <li>P101 - If medical advice is needed, have product container or label at hand.</li> <li>P102 - Keep out of reach of children.</li> <li>P280 - Wear protective gloves/eye protection.</li> <li>P305 + P351 + P338 - IF IN EYES: Rinse cautiously with water for several minutes. Remove contact lenses if present and easy to do. Continue rinsing.</li> <li>P314 - Get medical advice/attention if you feel unwell.</li> </ul> <p><b>Disposal instructions:</b> Smaller quantities can be diluted and rinsed away with plenty of water. Larger quantities must be disposed of in accordance with official local regulations.</p>
<b>Scented strainer for Geberit urinals</b>		<b>Warning</b>	<p><b>Contains:</b></p> <ul style="list-style-type: none"> <li>3-(3,4-Methylenedioxyphenyl)-2-methylpropanal (CAS no. 1205-17-0)</li> <li>benzyl salicylate (CAS no. 118-58-1)</li> <li>(R)-p-mentha-1,8-diene (CAS no. 5989-27-5)</li> <li>linalool (CAS no. 78-70-6)</li> <li>1-(2,6,6-trimethyl-3-cyclohexen-1-yl)-2-buten-1-one (CAS no. 57378-68-4)</li> <li>tetramethyl-4-methyleneheptan-2-one (CAS no. 81786-75-6)</li> <li>reaction mixture comprising 1-(1,2,3,4,5,6,7,8-octahydro-2,3,8;8-tetramethyl-2-naphthyl)ethan-1-one and 1-(1,2,3,4,6,7,8,8a-octahydro-2,3,8,8-tetramethyl-2-naphthyl)ethan-1-one and 1-(1,2,3,5,6,7,8,8a-octahydro-2,3,8,8-tetramethyl-2-naphthyl)ethan-1-one (CAS no. 54464-57-2)</li> </ul> <p><b>Hazard information:</b></p> <ul style="list-style-type: none"> <li>H317 - May cause an allergic skin reaction.</li> <li>H412 - Harmful to aquatic life with long-lasting effects.</li> </ul> <p><b>Safety notes:</b></p> <ul style="list-style-type: none"> <li>P261 - Avoid breathing vapours, spray.</li> <li>P273 - Avoid release to the environment.</li> <li>P280 - Wear protective gloves.</li> <li>P302 + P352 - If on skin: Wash with plenty of water.</li> <li>P333 + P313 - If skin irritation or a rash occurs: Get medical advice/attention.</li> </ul> <p><b>Disposal instructions:</b></p> <ul style="list-style-type: none"> <li>P501 - Dispose of contents/container in accordance with official local regulations.</li> </ul>



# International sales and delivery conditions ceramics

(valid from 1<sup>st</sup> of April 2019)

## 1. General

- 1.1 All sales, deliveries and services of the Geberit International Sales AG (hereinafter referred to as "Geberit") are effected exclusively on the basis of the following International Sales and Delivery Conditions. General terms and conditions of the buyer are hereby contradicted. They are also not accepted in case Geberit does not expressly contradict them again after their receipt. These International Sales and Delivery Conditions are considered to have been accepted by the buyer at the latest with the acceptance of the delivered goods.
- 1.2 All contracts, orders and agreements - particularly those purporting to change the conditions set out herein - shall only become binding if expressly accepted by Geberit in writing.

## 2. Conclusion of contract - Written form

- 2.1 The offers of Geberit are non-binding, unless otherwise agreed in writing.
- 2.2 An order is only accepted by Geberit when it has been confirmed in writing and the order confirmation has been sent to the buyer.
- 2.3 All agreements, declarations and other information are required to be in writing if they are to be valid.

## 3. Conditions of delivery - Transfer of Risks

- 3.1 The delivery of goods shall be made "Free Carrier" Geberit's respective work or warehouse (FCA - INCOTERMS 2010) unless otherwise agreed and stated on the order confirmation.
- 3.2 Geberit's prices shall be understood as net prices without tax or customs duty. Any taxes, duties, charges, etc. imposed in connection with the sale, delivery, import or export of the goods must be borne by the buyer.
- 3.3 The buyer shall be liable to provide Geberit in due time with all information necessary for Geberit to fulfil its obligations with respect to tax and customs duty. In particular the buyer shall be liable for providing Geberit with a qualified export documentation (e.g. original certificate of export) and/or its correct VAT ID-Number. In case the buyer does not fulfil his obligation to supply all necessary information to Geberit the buyer shall be liable for all claims and damages arising for Geberit out of this default of contract, in particular taxes (VAT, GST, sales tax or similar turnover dependent taxes), customs duty, interest, any administrative cost (e.g. legal and consulting expenses) and penalties.
- 3.4 The risk of loss - including accidental loss - or accidental deterioration of the goods is transferred to the buyer when the goods are handed over to the commissioned freight-forwarder or carrier but no later than the time of leaving the respective work or warehouse of Geberit unless otherwise provided for in the corresponding order confirmation.
- 3.5 Delivery of goods notified as ready for dispatch must be requested immediately, otherwise at its own discretion Geberit shall be entitled to store them at the expense and risk of the buyer and invoice them as delivered ex works. If despatch is delayed for reasons for which Geberit is not responsible, then instead of the point in time according to Section 3.3 the particular date valid from 1st of January 2016 of indication of readiness for despatch applies.
- 3.6 Geberit may arrange, upon buyer's request, for insurance at buyer's cost against damage arising in connection with the storage, delivery or shipment of goods ordered by buyer.

## 4. Delivery period, delays in delivery, partial delivery

- 4.1 The stated delivery period is non-binding, unless it is specifically agreed in writing to be binding.
- 4.2 The delivery period begins with the sending of the order confirmation to the buyer. It has been met when, by its expiry, the object of the delivery has left Geberit's particular works or the buyer has been informed of the order's readiness for dispatch.
- 4.3 In the event of the occurrence of unforeseeable or inevitable events (force majeure) and in the case of operational stoppages of any kind, in particular damage to machinery, strikes and employment disputes, delayed supplies to us of important operating media and input materials or administrative measures, Geberit is entitled to withdraw from the contract of sale either wholly or in part or to extend the delivery period appropriately, taking into consideration a start-up period. Geberit shall inform the buyer about any such event in writing.
- 4.4 In cases of delay of delivery the buyer can, following the abortive expiry of an appropriate final deadline, withdraw from the contract; in cases where the performance is impossible, he has this right even without the setting of a final deadline. All claims of the buyer for compensation for damages resulting from a delay of delivery, including but not limited to any consequential damages, are - with reservation of the regulation in the following section 4.5 - excluded; the same applies to the buyer's claim for the reimbursement of expenses.
- 4.5 The exclusion of liability regulated in section 4.4 does not apply in the case of damages caused by wilful intent or gross negligence on Geberit's part. Subject to mandatory law in other cases Geberit's liability is limited to the contractually typical, foreseeable damages not exceeding the amount of the respective order.
- 4.6 Unless otherwise agreed in writing, Geberit is entitled to make partial deliveries.

## 5. Prices, payment, default

- 5.1 Geberit's prices are based on the respective price lists valid at the date of the order confirmation.
- 5.2 Unless other credit terms have been agreed between Geberit and the buyer, goods must be paid for immediately after the receipt of the order confirmation and before delivery.
- 5.3 If any payment is overdue, interest on the outstanding sum is payable at commercial bank rates but not less than 6 percent p.a.
- 5.4 Bills of exchange and cheques are accepted by Geberit only on account of performance and not as performance. Payments made by bills of exchange or cheques do not constitute fulfilment until the amount in question has been irrevocably credited to Geberit's bank account. Taxes and expenses for bills of exchange are borne exclusively by the buyer.
- 5.5 In the case of buyer's payment default, insolvency or the debts being jeopardised through deterioration of the buyer's creditworthiness Geberit shall be entitled to demand immediate settlement of all debts falling due at the time and in the future or the provision of securities. Geberit shall also be entitled to only make outstanding deliveries if they are paid for in advance or sufficient securities are provided. If this cannot be established by buyer within a reasonable period of time, Geberit may withdraw from the contract of sale.

## 6. Delay in calling goods

If the specified quantities of goods ordered by buyer are not called for delivery within the agreed timeframe, Geberit is entitled to withdraw from the sale with immediate effect, and/or to adjust the prices accordingly. Buyer is prohibited from claiming any damages.

## 7. Packaging

Unless otherwise agreed the goods shall be delivered in standard packaging. The buyer will be charged for any special packaging agreed.

**8. Defective goods (Warranty)**

- 8.1 Buyer must inspect the goods immediately upon receipt. Any defects recognisable in the course of a customary examination must be notified to Geberit in writing within eight (8) days after receipt. Otherwise, the goods purchased are deemed to have been accepted and any defect claims against Geberit are excluded.
- 8.2 To the extent there are defects involved which were not recognisable in the course of a customary examination, written notification of such defects must be given immediately upon their discovery. Otherwise, the goods purchased are deemed to have been accepted with respect to such defects and any defect claims against Geberit are excluded.
- 8.3 Buyer undertakes to make the defective goods or the defective part of the goods available to Geberit for a reasonable time immediately after discovery of the defect, in unaltered condition, so that the defect can be checked. This obligation does not however release the buyer from his burden of proof of the presence of a defect.
- 8.4 Provided the goods, that have been professionally and duly stored, maintained and used by the buyer, are proven defective and buyer has notified the defects as set out hereinabove, Geberit at its own choice shall be entitled to subsequently fulfil its obligations by repairing the defective goods or by supplying replacements free of cost. Should one or both of these types of subsequent fulfilment be impossible or not reasonable, Geberit is entitled to decline them. Geberit can also decline subsequent fulfilment for as long as the buyer does not fulfil his payment obligations.
- 8.5 Should the subsequent fulfilment according to section 8.4 be declined by Geberit or not have been successful, the buyer has the choice either of demanding a corresponding reduction of the purchase price (price reduction) or of withdrawing from the contract in accordance with the legal regulations (withdrawal).
- 8.6 Defect claims are subject to a period of limitation of one (1) year after delivery of the goods to the buyer and no more than fifteen months after notification of readiness for dispatch.
- 8.7 Defect claims are conditioned upon buyer's prior performance of any and all of buyer's own obligations.
- 8.8 Any claims based on defects of the goods are subject to the limitations of liability named in section 9.
- 8.9 The above provisions apply correspondingly if other goods or smaller quantities are delivered instead of those agreed.

**9. Liability of Geberit**

- 9.1 Unless otherwise specified, any claims of the buyer against Geberit for whatever legal reason, in particular claims arising from infringement of principal and subsidiary contractual obligations, the reimbursement of expenses or tort are excluded. The exclusion in particular includes claims for damages other than to the purchased goods, claims for loss of profit and claims which do not result from a defect of the delivered goods.
- 9.2 The exclusion of liability in section 9.1 does not apply for damages resulting from culpable injury of life, body or health, from wilful intent or gross negligence. It also does not apply in cases where mandatory liability exists in accordance with product-liability laws for products supplied for private use.
- 9.3 Subject to mandatory law in other cases as said in section 9.2 Geberit's liability is limited to the contractually typical, foreseeable damages not exceeding the amount of the respective order.
- 9.4 Insofar as liability is excluded or limited for Geberit, this also applies for its representatives, employees, subcontractors and commercial agents.

**10. Retention of title, securities**

- 10.1 Geberit shall retain ownership of the goods supplied until full payment of the corresponding purchase price and the fulfilment of all other outstanding debts owed by the buyer to Geberit has been effected (hereinafter "Retained Goods"). Buyer shall take all necessary measures for the protection of the ownership rights of Geberit.

- 10.2 The buyer processes the Retained Goods for Geberit as manufacturer but without any obligation on the latter's part. The processed Goods are still deemed to be Retained Goods.
- 10.3 Should the buyer process, combine and mix the Retained Goods with other goods Geberit shall become part owner of the new product in the proportion of the invoice value of the Retained Goods to the invoice value of the other goods used. Should Geberit's ownership cease as a result of combination or mixing the buyer hereby agrees to transfer its ownership of the new product in the amount of the invoice value of the Retained Goods to Geberit. Geberit's part ownership shall be deemed to be Retained Goods.
- 10.4 The buyer is only entitled to resell the Retained Goods in the normal course of business and subject to his normal terms and conditions.
- 10.5 At the time of the conclusion of the sales contract with Geberit, the buyer assigns to Geberit all claims which base / will base on the resale of the Retained Goods. The assigned claims shall be deemed to be security for the Retained Goods. The buyer shall not be entitled to otherwise assign the claims. Insofar as a continuous account relationship is agreed between the buyer and his customers, the assignment refers to the balance at the time. The buyer is still entitled to collect these resale claims from his customers or third parties after they have been assigned; Geberit's authority to collect the claims remains unaffected by this. Geberit is entitled to request that the buyer informs Geberit about the assigned claims and their debtors gives Geberit all information in writing which is necessary for collection, surrenders to Geberit the relevant documents and informs the debtors in writing about the assignment of the claims. However, Geberit does not undertake to collect the claims or requests the abovementioned information as long as the cases specified in section 5.5 do not occur.
- 10.6 In the cases specified in section 5.5 and if the buyer fails to meet the obligations of section 10.4. Geberit shall also be entitled to forbid the processing and the resale of the Retained Goods with immediate effect. A declaration of withdrawal from the contract by Geberit is also deemed to be a withdrawal of the authorisation to resell and to collect the resale claims. In these cases Geberit shall also be entitled to demand the immediate return of the Retained Goods at the expense of the buyer and with exclusion of a right of retention. In the abovementioned cases the buyer hereby authorises Geberit or its agent presenting written authorisation to enter its business premises on foot or in vehicles in order to repossess the Retained Goods.
- 10.7 To the extent that retention of title cannot be agreed with the buyer in accordance with the applicable law, a lien on the goods and on the processed goods and on the purchase price claims of the buyer resulting from the resale of the goods shall be deemed to be agreed. A lien means that the goods serve as a security for Geberit until the purchase price is paid completely and that the buyer is therefore entitled to process or resell the goods only with the agreement of Geberit.
- 10.8 If the value of the securities due to Geberit exceeds the claims to be secured by more than 20% Geberit is obliged, on request of the buyer, to release the securities of Geberit's choice which exceed the above-mentioned excess cover.

**11. Re-export**

- 11.1 Geberit explicitly draws attention to the fact that Geberit products are protected by various intellectual property rights in other countries. Buyer has therefore to seek advice from Geberit prior to planned exports.
- 11.2 The onward delivery of the goods and any product documentation, including but not limited to the product descriptions and the installation guidelines, to the USA or Canada is expressly prohibited and requires the prior written permission of Geberit.

**12. Prohibition of assignment and off-setting**

- 12.1 The buyer shall only be entitled to assign rights and debts arising from contracts of sale to third parties with the prior agreement of Geberit.
- 12.2 The buyer is not entitled to offset counterclaims against the purchase price claim, unless in the case of an undisputed or legally established claim.
- 12.3 The buyer is not entitled to retain the purchase price on the basis of any counterclaims which do not result from the delivery contract concerned.

**13. Place of performance, jurisdiction and applicable law**

- 13.1 Place of performance for all obligations resulting from the sales contract shall be the principal place of business of Geberit in Jona, Switzerland.
- 13.2 All disputes arising out of or in connection with any sales contract shall be resolved, to the exclusion of the ordinary courts, by an arbitral tribunal in accordance with the International Arbitration Rules of the Zurich Chamber of Commerce. The arbitration shall take place in Zurich; the language of the proceedings shall be English.
- 13.3 The sales contract is subject to the laws of Switzerland. The application of the UN Convention for the International Sale of Goods ("Vienna Sales Convention") is expressly excluded.

**14. Guarantee**

- 14.1 In addition to the warranty of section 8, Geberit guarantees for the products and periods listed below, that the delivered goods are free from any material or production failures.

Ceramic products	10 Years
Varicor products	2 Years
Bathroom furniture	2 Years
Stainless steel products	2 Years
WC seat and covers	2 Years
Cistern fittings	2 Years
Shower trays	2 Years
Bathtubs	2 Years
Taps and mixers	2 Years
Shower enclosures and bathtub screens	2 Years
Electronic components	2 Years
Accessories	2 Years
Geberit Monolith	10 Years
Geberit Monolith Plus (electronics)	2 Years
Geberit AquaClean	2 Years

- 14.2 The guarantee periods shall start from date of delivery to the buyer.  
If any material or production failures occur during the guarantee period Geberit will fulfil its guarantee obligations by repairing the defective goods or by supplying replacements free of cost. Any further claims against Geberit on the basis of this additional guarantee are expressly excluded, if possible according to the applicable law.  
By expiration of the guarantee period all guarantee claims, in particular claims concerning goods that have been repaired or replaced during the guarantee period, are excluded. Any claims against Geberit for repair or replacement of bathroom furniture based on damages resulting from moisture are expressly excluded from this guarantee.
- 14.3 The guarantee is only valid under the following conditions:
  - the installation follows the written rules of application technique as issued by Geberit; and
  - the goods have been correctly and professionally stored, installed, maintained and used, in particular according to the instructions issued by Geberit; and
  - the goods have not been modified, in particular no parts have been removed, changed or added; and
  - the systems are built only with original parts of Geberit.

**15. Severability**

The invalidity or unenforceability of any provisions of the conditions above shall not affect the validity or enforceability of any other provision of these conditions. In such an event both parties commit themselves to compose a legally valid replacement rule which approaches the invalid provision as closely as possible within the economic interpretation of the conditions. This shall apply accordingly to any omissions in the conditions.

## Index

Art. no.	Page	Art. no.	Page	Art. no.	Page	Art. no.	Page
108000000	259	204070000	133	430060227	224	510010000	320
110000000	328	208580000	254	430060229	224	510040000	319
123260000	302	211500000	230	430060301	224	510100000	321
123261000	302	211650000	229	430060304	224	510140000	319
123262000	302	211910000	134	430200016	219	521005000	330
123290000	302	212000000	229	430210016	222	521011000	331
123291000	302	212015000	228	430210226	222	521015000	331
123292000	302	214020000	134	430210227	222	521092000	240
124020000	106	228950000	141	430210229	222	521093000	240
124025000	106	228960000	140	430210301	222	521095000	240
124050000	107	229420000	139	430210304	222	551062000	316
124053000	100	229430000	140	430300016	220	551064000	316
124060000	106	229440000	139	430310016	223	551067000	315
124061000	106	231910000	142	430310226	223	551070000	331
124062000	106	231950000	143	430310227	223	551075000	331
124063000	106	234000000	142	430310229	223	551081000	315
124075000	106	234050000	143	430310301	223	552003000	259
124078000	106	235450600	64	430310304	223	552201000	258
124090000	106	236100000	327	430350016	221	554000000	237
124093000	106	236400600	327	430360016	223	554005000	315
124120000	109	236450600	326	430360226	223	554010000	237
124150000	107	238150000	326	430360227	223	554015000	331
124153000	100	245460600	54	430360229	223	571410000	241
124190000	108	273240000	302	430360301	223	571600000	234
124195000	108	291410600	55	430360304	223	571900000	138
124550000	110	296500000	218	431020016	225	571910000	138
124560000	110	326060000	218	431020226	225	573334000	231
124575000	110	350490000	256	431020227	225	573337000	231
124590000	110	355675000	256	431020229	225	573338000	232
124650000	110	360050000	255	431020301	225	573348000	232
124729000	101	360060000	255	431020304	225	573360000	231
124730000	101	360070000	255	431030016	225	573361000	231
124736000	100	361350000	255	431030226	225	573362000	231
124836000	100	361360000	255	431030227	225	573363000	231
125400600	53	361370000	255	431030229	225	573365000	231
125440600	53	367200000	257	431030301	225	573366000	231
125460600	53	392075000	257	431030304	225	573367000	231
125465600	53	401876016	254	500210000	332	573368000	231
125480600	53	402060016	252	500250000	347	573370000	232
125540600	53	402070016	253	500260000	347	573371000	232
135430600	54	402160016	252	500740000	317	573372000	232
162700000	219	402170016	253	500750000	317	573373000	232
162704000	219	406010016	233	501000000	322	573410000	333
200460000	135	407010016	233	501010000	322	574120000	137
200920000	136	430000016	221	501020000	320	574130000	137
200930000	136	430010016	224	501030000	320	574950000	138
201460600	62	430010226	224	501410000	318	575410000	63
201680600	258	430010227	224	501480000	318	577650000	236
201700000	227	430010229	224	501500000	321	577660000	235
201710000	227	430010301	224	501535000	318	590153000	339
201715000	227	430010304	224	501550000	319	595703000	332
201950000	133	430050016	222	501635000	318	595723000	332
204000000	132	430060016	224	501735000	318	595750000	329
204060000	131	430060226	224	501885000	318	595760000	330

Art. no.	Page	Art. no.	Page	Art. no.	Page	Art. no.	Page
595775000	55	840150000	126	841120000	121	841992000	130
597159000	331	840152000	126	841121000	121	Y212010000	228
598892000	321	840220000	123	841122000	121	Y824000000	61
598893000	321	840222000	123	841137000	128	Y824060000	58
598894000	321	840237000	128	841138000	128	Y824061000	58
598895000	321	840239000	128	841139000	128	Y824065000	58
598896000	321	840260000	118	841150000	126	Y824080000	58
598897000	321	840262000	118	841151000	126	Y824081000	58
598898000	321	840275000	118	841152000	126	115.438.00.1	279
598899000	321	840277000	118	841220000	123	119.702.00.1	330
599113000	241	840290000	118	841221000	123	131.001.SI.5	292
650400000	337	840292000	118	841222000	123	131.001.SJ.5	292
650470000	336	840320000	124	841237000	128	131.001.SL.5	292
650475000	336	840322000	124	841238000	128	131.001.SQ.5	292
650480000	336	840337000	130	841239000	128	131.001.TG.5	292
650490000	336	840339000	130	841260000	118	131.021.SI.5	288
650570000	65	840360000	120	841261000	118	131.021.SJ.5	288
650580000	65	840362000	120	841262000	118	131.021.SL.5	288
653002000	339	840375000	120	841275000	118	131.021.SQ.5	288
653007000	340	840377000	120	841276000	118	131.021.TG.5	288
653009000	339	840390000	120	841277000	118	131.030.SI.5	299
662400000	334	840392000	120	841290000	118	131.030.SJ.5	299
662410000	334	840420000	122	841291000	118	131.030.SQ.5	299
662420000	334	840422000	122	841292000	118	131.030.TG.5	299
662440000	333	840490000	119	841320000	124	131.031.SI.5	290
662480000	334	840492000	119	841321000	124	131.031.SJ.5	290
662490000	334	840520000	123	841322000	124	131.031.SQ.5	290
824001000	61	840522000	123	841337000	130	131.031.TG.5	290
824066000	58	840537000	129	841338000	130	131.033.SI.5	294
824100000	58	840590000	119	841339000	130	131.033.SJ.5	294
824101000	58	840592000	119	841360000	120	131.033.SQ.5	294
824130000	59	840720000	129	841361000	120	131.033.TG.5	294
824131000	59	840760000	129	841362000	120	131.071.21.1	296
824160000	60	840790000	129	841375000	120	131.081.11.1	297
824161000	60	840960000	130	841376000	120	131.082.16.1	297
824260000	60	840962000	130	841377000	120	131.083.16.1	296
824261000	60	840990000	130	841390000	120	131.085.11.1	296
824300000	62	840992000	130	841391000	120	131.088.29.1	298
824340000	62	841000000	125	841392000	120	131.108.11.1	297
824360000	62	841001000	125	841420000	122	131.201.SI.5	293
840000000	125	841002000	125	841421000	122	131.201.SJ.5	293
840002000	125	841028000	128	841422000	122	131.201.SQ.5	293
840028000	128	841029000	128	841490000	119	131.201.TG.5	293
840030000	128	841030000	128	841491000	119	131.221.SI.5	289
840037000	116	841037000	116	841492000	119	131.221.SJ.5	289
840039000	116	841038000	116	841520000	123	131.221.SQ.5	289
840045000	127	841039000	116	841521000	123	131.221.TG.5	289
840047000	127	841045000	127	841522000	123	131.231.SI.5	291
840052000	117	841046000	127	841590000	119	131.231.SJ.5	291
840054000	117	841047000	127	841591000	119	131.231.SQ.5	291
840090000	127	841052000	117	841592000	119	131.231.TG.5	291
840092000	127	841053000	117	841960000	130	131.233.SI.5	295
840120000	121	841054000	117	841961000	130	131.233.SJ.5	295
840122000	121	841090000	127	841962000	130	131.233.SQ.5	295
840137000	128	841091000	127	841990000	130	131.233.TG.5	295
840139000	128	841092000	127	841991000	130	146.074.11.1	270

Art. no.	Page	Art. no.	Page	Art. no.	Page	Art. no.	Page
146.094.11.1	268	250.022.00.1	285	500.221.01.1	171	500.286.01.1	198
146.130.11.2	271	261.483.11.1	345	500.222.01.1	148	500.287.01.1	197
146.204.11.1	265	500.055.00.1	316	500.223.01.1	150	500.288.01.1	205
146.204.21.1	265	500.087.00.1	316	500.224.01.1	150	500.289.01.1	205
146.214.11.1	264	500.089.00.1	329	500.225.01.1	149	500.290.01.1	181
146.214.21.1	264	500.091.00.1	329	500.226.01.1	149	500.291.01.1	181
146.224.11.1	266	500.099.00.1	342	500.227.01.1	149	500.292.01.1	210
146.224.21.1	266	500.102.00.1	207	500.228.01.1	149	500.294.01.1	180
146.274.11.1	269	500.121.00.1	314	500.229.01.1	149	500.295.01.1	180
146.274.FW.1	269	500.122.00.1	317	500.230.01.1	149	500.297.01.1	181
146.274.SI.1	269	500.123.00.1	328	500.231.01.1	169	500.299.01.1	181
146.274.SJ.1	269	500.133.00.1	201	500.232.01.1	169	500.300.01.1	181
146.294.11.1	267	500.134.01.1	201	500.233.01.1	168	500.301.01.1	178
146.294.FW.1	267	500.151.01.1	195	500.234.01.1	168	500.302.01.1	210
146.294.SI.1	267	500.152.01.1	195	500.235.01.1	168	500.304.01.1	181
146.294.SJ.1	267	500.153.01.1	196	500.236.01.1	168	500.305.01.1	181
147.020.00.1	276	500.155.01.1	188	500.237.01.1	168	500.306.01.1	183
147.030.11.1	276	500.156.01.1	188	500.238.01.1	168	500.307.01.1	183
147.030.21.1	276	500.157.01.1	188	500.239.01.1	169	500.308.01.1	183
147.031.11.1	277	500.158.01.1	186	500.240.01.1	169	500.310.01.1	178
147.031.21.1	277	500.176.01.1	186	500.248.01.1	149	500.311.01.1	183
147.033.11.1	277	500.177.01.1	186	500.249.01.1	149	500.313.01.1	182
147.033.21.1	277	500.178.01.1	187	500.250.01.1	149	500.315.01.1	181
147.034.00.1	278	500.179.01.1	187	500.251.01.1	149	500.316.01.1	178
147.035.00.1	280	500.180.01.1	187	500.252.01.1	149	500.318.01.1	179
147.036.00.1	280	500.181.01.1	187	500.253.01.1	149	500.319.01.1	179
147.038.SI.1	281	500.182.01.1	188	500.254.01.1	175	500.320.01.1	179
147.038.SJ.1	281	500.183.01.1	186	500.255.01.1	175	500.322.01.1	178
147.039.00.1	278	500.185.01.1	189	500.256.01.1	148	500.324.01.1	180
147.040.00.1	285	500.186.01.1	189	500.257.00.1	245	500.326.01.1	180
147.041.SI.1	281	500.187.01.1	210	500.258.00.1	245	500.327.01.1	180
147.042.11.1	278	500.188.01.1	210	500.259.01.1	149	500.328.01.1	185
147.045.00.1	282	500.189.01.1	189	500.260.01.1	192	500.329.01.1	185
150.525.21.1	341	500.191.01.1	207	500.261.01.1	211	500.330.01.1	198
150.711.21.1	341	500.192.01.1	207	500.262.01.1	211	500.331.01.1	200
150.755.21.1	342	500.193.21.1	190	500.263.01.1	191	500.332.01.1	201
151.034.21.1	343	500.199.21.1	190	500.264.01.1	205	500.333.01.1	200
151.035.21.1	343	500.200.01.1	164	500.265.01.1	191	500.334.01.1	201
151.116.11.1	344	500.203.00.1	46	500.266.01.1	202	500.335.01.1	200
151.122.21.1	343	500.204.00.1	46	500.267.01.1	202	500.336.01.1	199
152.018.00.1	344	500.205.00.1	246	500.268.01.1	203	500.337.01.1	200
152.050.21.1	343	500.206.00.1	248	500.269.01.1	203	500.338.01.1	201
152.080.21.1	343	500.207.00.1	247	500.270.01.1	192	500.339.01.1	199
152.441.46.1	346	500.208.01.1	165	500.271.01.1	204	500.340.01.1	201
152.610.11.1	346	500.209.01.1	173	500.272.01.1	204	500.341.01.1	184
152.950.11.1	345	500.210.01.1	163	500.273.00.1	245	500.342.01.1	184
152.951.11.1	345	500.211.01.1	163	500.275.01.1	190	500.343.01.1	206
240.396.00.1	279	500.212.01.1	167	500.276.00.1	35	500.344.01.1	206
241.993.21.1	344	500.213.01.1	167	500.277.00.1	35	500.346.00.1	43
242.001.00.1	283	500.214.01.1	171	500.278.00.1	35	500.346.01.1	43
242.545.00.1	285	500.215.01.1	164	500.279.00.1	35	500.346.43.1	43
242.546.00.1	284	500.216.01.1	173	500.281.01.1	193	500.347.00.1	43
242.547.00.1	284	500.217.01.1	174	500.282.01.1	194	500.348.00.1	43
242.837.00.1	283	500.218.01.1	174	500.283.01.1	193	500.348.43.1	43
242.839.P0.1	277	500.219.01.1	172	500.284.01.1	213	500.350.00.1	156
249.801.00.1	282	500.220.01.1	172	500.285.01.1	197	500.350.JK.1	156

Art. no.	Page	Art. no.	Page	Art. no.	Page	Art. no.	Page
500.350.JL.1	156	500.364.JL.1	156	500.518.43.1	42	500.564.JI.1	18
500.350.JR.1	156	500.364.JR.1	156	500.519.00.1	46	500.564.JJ.1	18
500.351.00.1	156	500.365.00.1	158	500.520.00.1	46	500.565.JI.1	18
500.351.JK.1	156	500.365.JK.1	158	500.521.00.1	46	500.565.JJ.1	18
500.351.JL.1	156	500.365.JL.1	158	500.522.00.1	46	500.566.JI.1	17
500.351.JR.1	156	500.365.JR.1	158	500.523.00.1	47	500.566.JJ.1	17
500.352.00.1	157	500.366.00.1	158	500.524.00.1	48	500.567.JI.1	17
500.352.JK.1	157	500.366.JK.1	158	500.525.00.1	47	500.567.JJ.1	17
500.352.JL.1	157	500.366.JL.1	158	500.526.00.1	47	500.568.JI.1	17
500.352.JR.1	157	500.366.JR.1	158	500.527.00.1	47	500.568.JJ.1	17
500.353.00.1	157	500.367.00.1	162	500.528.01.1	34	500.569.JI.1	20
500.353.JK.1	157	500.500.01.1	48	500.529.01.1	34	500.569.JJ.1	20
500.353.JL.1	157	500.501.01.1	49	500.530.01.1	34	500.570.JI.1	21
500.353.JR.1	157	500.502.00.1	38	500.531.01.1	34	500.570.JJ.1	21
500.354.00.1	157	500.502.01.1	38	500.532.01.1	34	500.571.JI.1	21
500.354.JK.1	157	500.502.43.1	38	500.533.01.1	35	500.571.JJ.1	21
500.354.JL.1	157	500.503.00.1	44	500.534.01.1	35	500.572.JI.1	21
500.354.JR.1	157	500.503.01.1	44	500.535.01.1	35	500.572.JJ.1	21
500.355.00.1	157	500.503.43.1	44	500.536.01.1	35	500.573.39.1	22
500.355.JK.1	157	500.504.00.1	45	500.537.01.1	49	500.575.01.1	150
500.355.JL.1	157	500.504.01.1	45	500.538.01.1	24	500.576.01.1	151
500.355.JR.1	157	500.504.43.1	45	500.539.01.1	24	500.580.00.1	244
500.356.00.1	158	500.505.00.1	39	500.540.01.1	23	500.581.00.1	244
500.356.JK.1	158	500.505.01.1	39	500.541.01.1	8	500.582.00.1	246
500.356.JL.1	158	500.505.43.1	39	500.542.01.1	9	500.583.00.1	246
500.356.JR.1	158	500.506.00.1	39	500.543.01.1	10	500.584.00.1	245
500.357.00.1	161	500.506.01.1	39	500.544.01.1	8	500.585.00.1	245
500.357.JK.1	161	500.506.43.1	39	500.545.01.1	9	500.586.00.1	244
500.357.JL.1	161	500.507.00.1	45	500.546.01.1	9	500.587.00.1	244
500.357.JR.1	161	500.507.01.1	45	500.547.01.1	8	500.588.00.1	244
500.358.00.1	160	500.507.43.1	45	500.548.01.1	9	500.589.00.1	244
500.358.JK.1	160	500.508.00.1	39	500.549.01.1	9	500.592.00.1	249
500.358.JL.1	160	500.508.01.1	39	500.550.01.1	34	500.593.00.1	248
500.358.JR.1	160	500.508.43.1	39	500.551.01.1	34	500.594.00.1	249
500.359.00.1	160	500.509.00.1	39	500.552.01.1	34	500.600.01.2	94
500.359.JK.1	160	500.509.01.1	39	500.553.01.1	8	500.601.01.2	96
500.359.JL.1	160	500.509.43.1	39	500.554.JI.1	20	500.602.01.2	95
500.359.JR.1	160	500.510.01.1	22	500.554.JJ.1	20	500.603.01.2	97
500.360.00.1	160	500.512.01.1	23	500.555.JI.1	16	500.604.01.2	96
500.360.JK.1	160	500.513.00.1	40	500.555.JJ.1	16	500.605.01.2	96
500.360.JL.1	160	500.513.01.1	40	500.556.JI.1	16	500.607.01.2	82
500.360.JR.1	160	500.513.43.1	40	500.556.JJ.1	16	500.607.16.1	82
500.361.00.1	159	500.514.00.1	40	500.557.JI.1	16	500.607.JK.2	82
500.361.JK.1	159	500.514.01.1	40	500.557.JJ.1	17	500.607.JL.2	82
500.361.JL.1	159	500.514.43.1	40	500.558.JI.1	19	500.608.01.2	82
500.361.JR.1	159	500.515.00.1	41	500.558.JJ.1	19	500.608.16.1	82
500.362.00.1	161	500.515.01.1	41	500.559.JI.1	17	500.608.JK.2	82
500.362.JK.1	161	500.515.43.1	41	500.559.JJ.1	17	500.608.JL.2	82
500.362.JL.1	161	500.516.00.1	41	500.560.JI.1	19	500.609.01.2	83
500.362.JR.1	161	500.516.01.1	41	500.560.JJ.1	19	500.609.16.1	83
500.363.00.1	156	500.516.43.1	41	500.561.JI.1	19	500.609.JK.2	83
500.363.JK.1	156	500.517.00.1	42	500.561.JJ.1	19	500.609.JL.2	83
500.363.JL.1	156	500.517.01.1	42	500.562.JI.1	17	500.610.01.2	83
500.363.JR.1	156	500.517.43.1	42	500.562.JJ.1	17	500.610.16.1	83
500.364.00.1	156	500.518.00.1	42	500.563.JI.1	17	500.610.JK.2	83
500.364.JK.1	156	500.518.01.1	42	500.563.JJ.1	17	500.610.JL.2	83

Art. no.	Page	Art. no.	Page	Art. no.	Page	Art. no.	Page
500.611.01.2	83	500.637.JL.2	86	500.722.01.2	309	500.778.01.2	305
500.611.16.1	83	500.638.01.2	88	500.723.01.2	309	500.779.01.2	306
500.611.JK.2	83	500.638.16.1	88	500.724.01.2	309	500.780.01.2	306
500.611.JL.2	83	500.638.JK.2	88	500.725.01.2	309	500.781.01.2	306
500.612.01.2	83	500.638.JL.2	88	500.726.01.2	309	500.782.01.2	312
500.612.16.1	83	500.639.01.2	90	500.727.01.2	309	500.783.01.2	312
500.612.JK.2	83	500.639.16.1	90	500.728.01.2	309	500.785.00.1	210
500.612.JL.2	83	500.639.JK.2	90	500.729.01.2	309	500.786.00.1	210
500.613.01.2	85	500.639.JL.2	90	500.730.01.2	309	500.787.01.1	210
500.613.16.1	85	500.640.01.2	77	500.731.01.2	309	500.788.01.1	210
500.613.JK.2	85	500.641.01.2	77	500.732.01.2	310	500.789.01.1	210
500.613.JL.2	85	500.642.01.2	77	500.733.01.2	310	500.790.01.1	210
500.614.01.2	84	500.643.01.2	77	500.734.01.2	310	500.791.01.1	212
500.614.16.1	84	500.644.00.2	91	500.735.01.2	310	500.792.01.1	213
500.614.JK.2	84	500.645.00.2	91	500.736.01.2	310	500.793.01.1	214
500.614.JL.2	84	500.646.00.2	91	500.737.01.2	310	500.794.01.1	214
500.615.01.2	84	500.647.JK.2	94	500.738.01.2	310	554.001.01.1	337
500.615.16.1	84	500.648.00.2	93	500.739.01.2	310	554.002.01.1	337
500.615.JK.2	84	500.649.01.2	92	500.740.01.2	311	554.003.01.1	338
500.615.JL.2	84	500.649.16.1	92	500.741.01.2	311	554.004.01.1	338
500.616.01.2	84	500.649.JK.2	92	500.742.01.2	311	554.005.01.1	338
500.616.16.1	84	500.649.JL.2	92	500.743.01.2	311	554.014.01.1	337
500.616.JK.2	84	500.657.00.2	93	500.744.01.2	312	554.015.01.1	337
500.616.JL.2	84	500.658.00.2	93	500.745.01.2	312	554.100.01.1	336
500.617.01.2	92	500.660.01.2	96	500.746.01.2	312	554.101.01.1	336
500.617.16.1	92	500.670.01.1	137	500.747.01.2	312	554.102.01.1	336
500.617.JK.2	92	500.676.00.1	162	500.748.01.2	313	554.103.01.1	336
500.617.JL.2	92	500.677.00.1	162	500.749.01.2	313	554.104.01.1	336
500.618.01.2	89	500.678.00.1	162	500.750.01.2	313	554.105.01.1	335
500.618.16.1	89	500.681.01.1	311	500.751.01.2	313	554.106.01.1	335
500.618.JK.2	89	500.683.01.1	166	500.752.01.2	313	554.107.01.1	335
500.618.JL.2	89	500.685.01.1	166	500.753.01.2	313	554.108.01.1	335
500.619.01.2	87	500.687.01.1	168	500.754.01.2	313	554.900.00.1	338
500.619.16.1	87	500.688.01.1	169	500.755.01.2	313		
500.619.JK.2	87	500.700.01.2	307	500.756.01.2	313		
500.619.JL.2	87	500.701.01.2	307	500.757.01.2	313		
500.620.01.2	71	500.702.01.2	307	500.758.01.2	313		
500.621.01.2	71	500.703.01.2	307	500.759.01.2	313		
500.622.01.2	71	500.704.01.2	307	500.760.01.2	314		
500.623.01.2	72	500.705.01.2	307	500.761.01.2	314		
500.624.01.2	72	500.706.01.2	307	500.762.01.2	314		
500.625.01.2	73	500.707.01.2	307	500.763.01.2	314		
500.626.01.2	73	500.708.01.2	308	500.764.01.2	314		
500.627.01.2	76	500.709.01.2	308	500.765.01.2	314		
500.628.01.2	76	500.710.01.2	308	500.766.01.2	314		
500.629.01.2	73	500.711.01.2	308	500.767.01.2	314		
500.630.01.2	74	500.712.01.2	309	500.768.01.2	303		
500.631.01.2	74	500.713.01.2	309	500.769.01.2	303		
500.632.01.2	75	500.714.01.2	309	500.770.01.2	303		
500.633.01.2	75	500.715.01.2	309	500.771.01.2	304		
500.634.01.2	75	500.716.01.2	308	500.772.01.2	304		
500.635.01.2	70	500.717.01.2	308	500.773.01.2	304		
500.636.01.2	70	500.718.01.2	308	500.774.01.2	305		
500.637.01.2	86	500.719.01.2	308	500.775.01.2	305		
500.637.16.1	86	500.720.01.2	309	500.776.01.2	305		
500.637.JK.2	86	500.721.01.2	309	500.777.01.2	305		





**Geberit International Sales AG**

CH-8640 Rapperswil  
Switzerland

[sales@geberit.com](mailto:sales@geberit.com)

[www.international.geberit.com](http://www.international.geberit.com)  
[www.geberitcollection.com](http://www.geberitcollection.com)

[www.parsital.com](http://www.parsital.com)

---

Subject to change without notice. The information in this document contains general description of the technical options available, which do not always have to be present in the individual cases. The required features should therefore be specified in each individual case at the time of closing the contract.

int.en 00199-19/360 © by Geberit International Sales AG