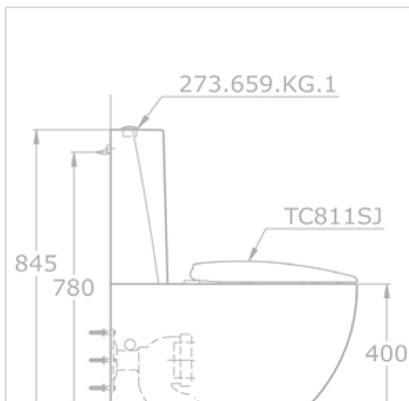
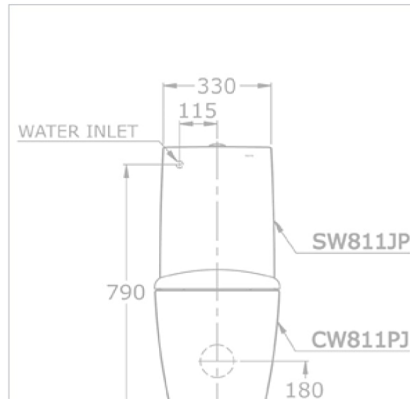


TOTO

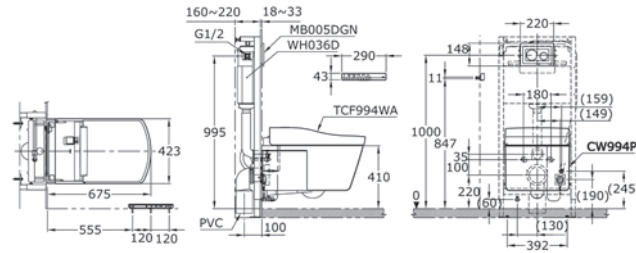


TECHNICAL SPECIFICATION

OCTOBER 2017

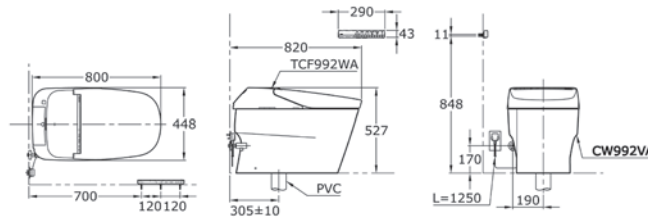
NEOREST CES 994 WA

CES 994 WA
Closet Body



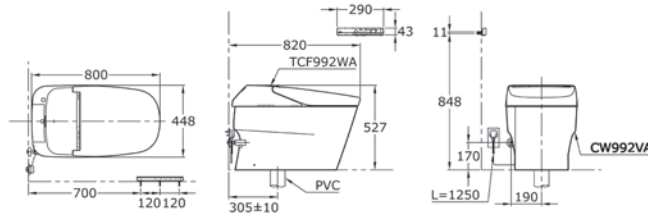
NEOREST XH1 CES 992 WAV1

CES 992 WAV1
Closet Body



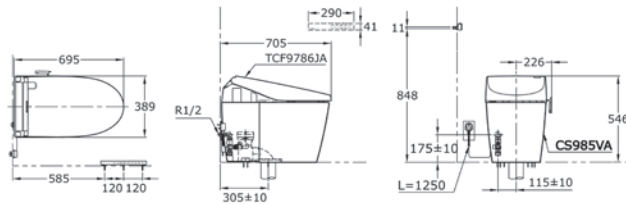
NEOREST XH1 CES 992 WA

CW 992 WA
Closet Body



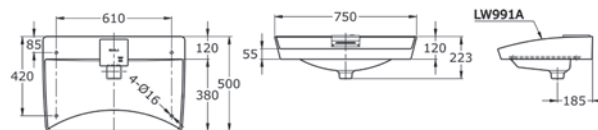
NEOREST AH CES 9786 WA

CES 9786 WA
Closet Body



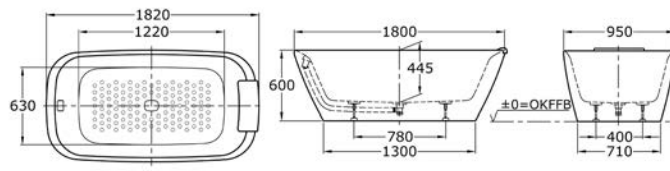
NEOREST LW 991 A

LW 991 A
Lavatory

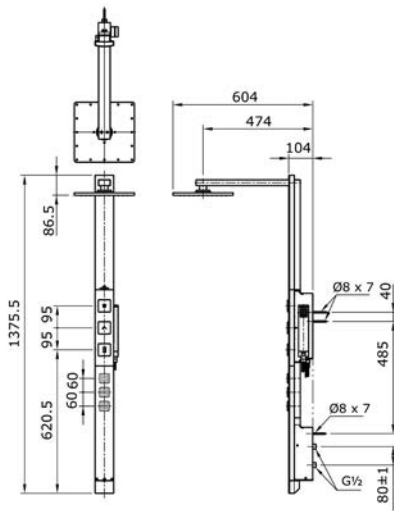


NEOREST PJY 1886 HPWMNE

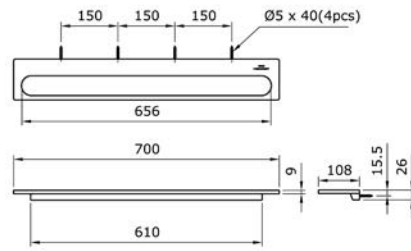
PJY 1886 HPWMNE
Bathtub



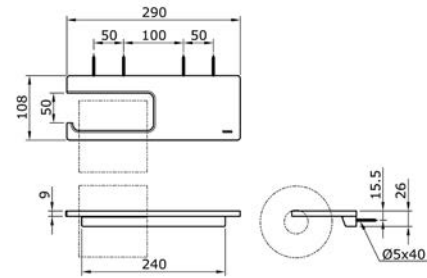
TMC 95 V101R



YT 87 S7S

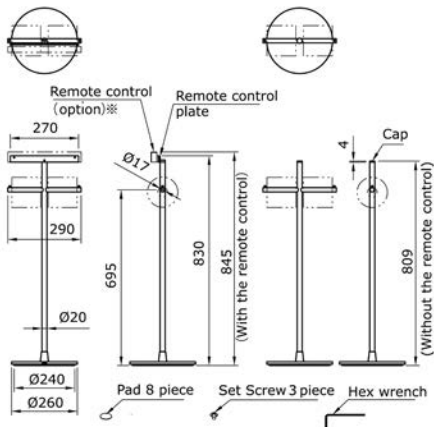


YH 87 S



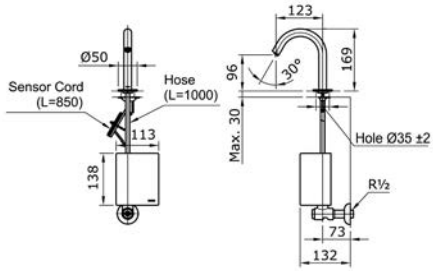
YH 63 SD

With remote control plate Without the remote control plate

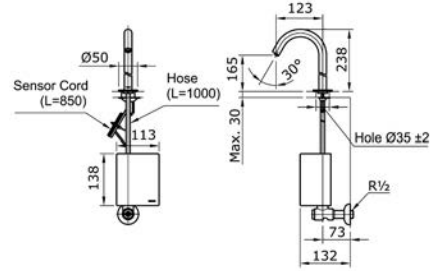


※Remote control not included

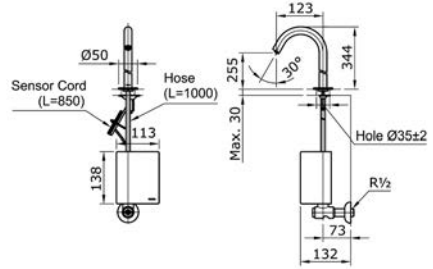
TEN 12 AN V900 / TN78-9 V900



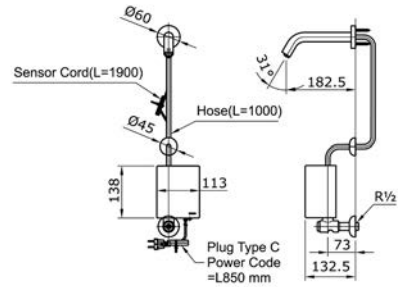
DLE 110 A1N V900 / TN78-9 V900



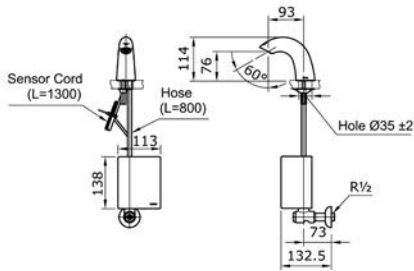
DLE 110 A2N V900 / TN78-9 V900



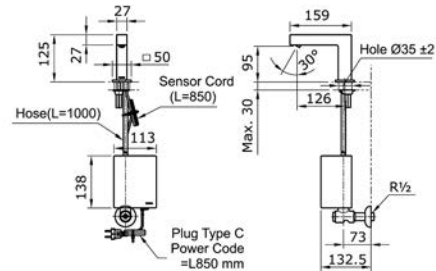
DLE 105 AN V900 / TN78-9 V900



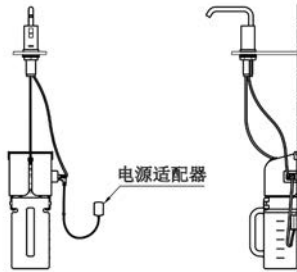
TEN 40 AN V900 / TN78-9 V900



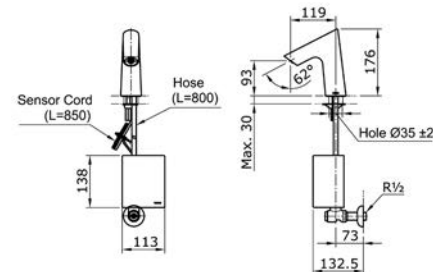
TEN 12 EN V900 / TN78-9 V900



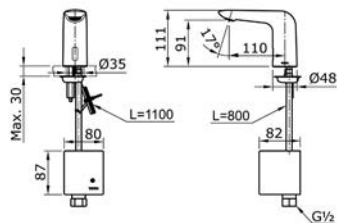
DSE 101 K



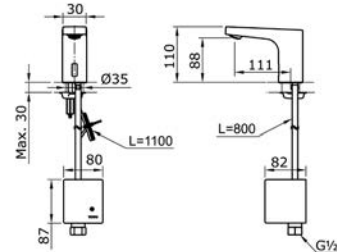
DLE 117 AN V900 / TN78-9 V900



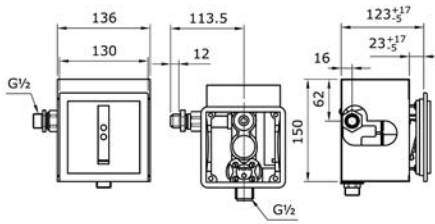
TTLA 101 / TTLE 101 B2L



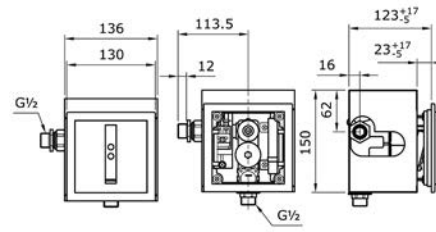
TTLA 102 / TTLE 101 B2L



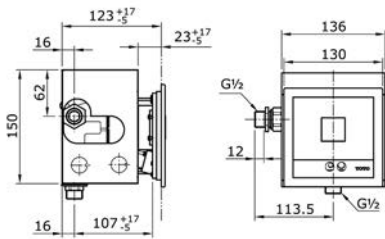
DUE 106 UA



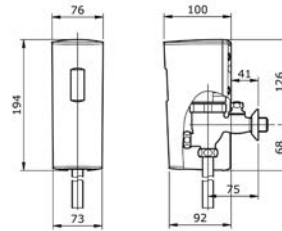
DUE 106 UEA



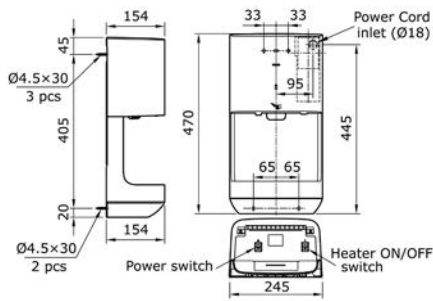
TEA 99 V100



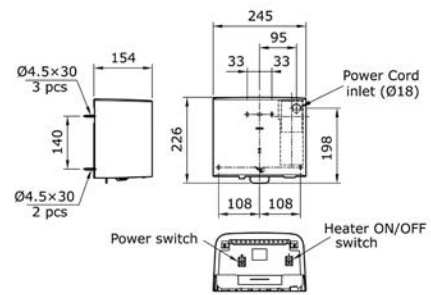
TEA 61 DR



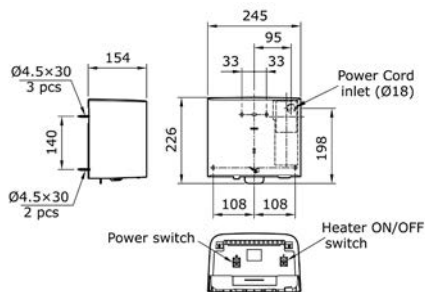
TYC 322 W



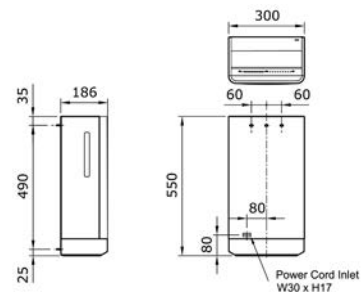
TYC 322 WF



TYC 322 M



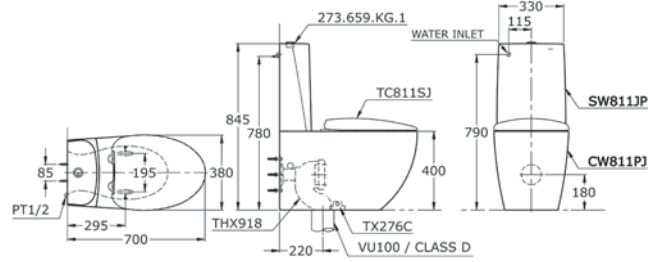
TYC 423 WC



LE MUSE CW 811 PJ / SW 811 JP

- | | |
|---------------------------|-----------------------|
| CW 811 PJ | TX 276 C |
| <i>Closet Body</i> | <i>Fixing Bracket</i> |
| SW 811 JP | THX 918 |
| <i>Low Tank</i> | <i>S-Connector</i> |
| 273.659.KG.1 | |
| <i>Dual Flush Cistern</i> | |
| TC 811 SJ | |
| <i>Seat & Cover</i> | |

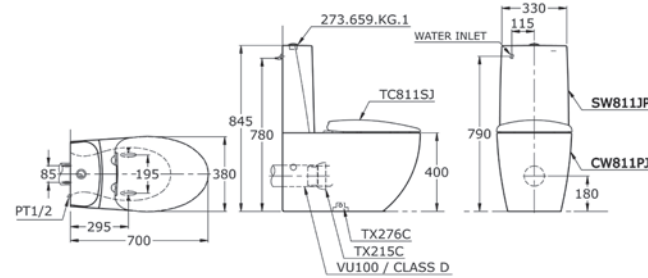
NOTE : FOR S - TRAP INSTALLATION



LE MUSE CW 811 PJ / SW 811 JP

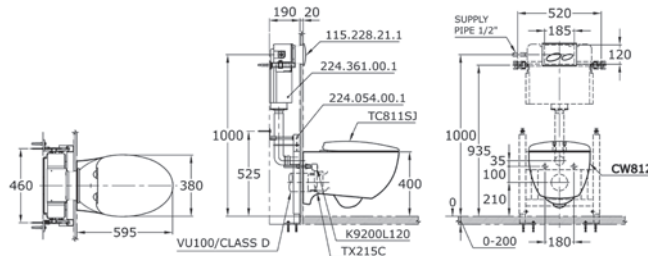
- | | |
|---------------------------|--------------------------|
| CW 811 PJ | TX 215 C |
| <i>Closet Body</i> | <i>Slip-in Connector</i> |
| SW 811 JP | TX 276 C |
| <i>Low Tank</i> | <i>Fixing Bracket</i> |
| 273.659.KG.1 | |
| <i>Dual Flush Cistern</i> | |
| TC 811 SJ | |
| <i>Seat & Cover</i> | |

NOTE : FOR P - TRAP INSTALLATION



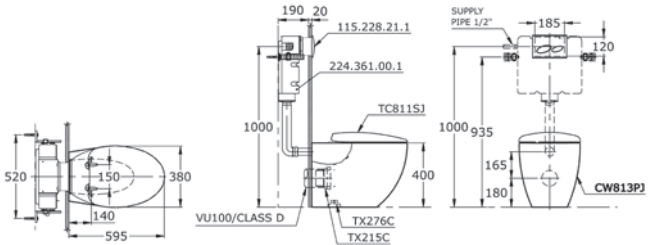
LE MUSE CW 812 J

- | | |
|---------------------------|--------------------------|
| CW 812 J | 224.054.00.1 |
| <i>Closet Body</i> | <i>Chair Bracket</i> |
| 115.228.21.1 | TC 811 SJ |
| <i>Geberit Dual Flush</i> | <i>Seat & Cover</i> |
| <i>Actuator</i> | K 9200 L120 |
| 224.361.00.1 | <i>Fixing Kit</i> |
| <i>Geberit Concealed</i> | TX 215 C |
| <i>Cistern</i> | <i>Slip-In Connector</i> |



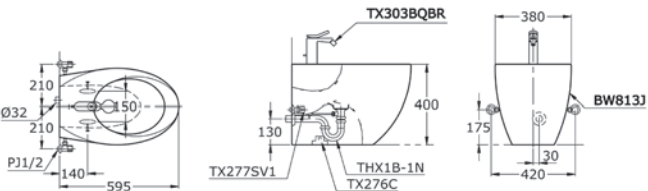
LE MUSE CW 813 PJ

- | | |
|---------------------------|--------------------------|
| CW 813 PJ | TC 811 SJ |
| <i>Closet Body</i> | <i>Seat & Cover</i> |
| 115.228.21.1 | TX 215 C |
| <i>Geberit Dual Flush</i> | <i>Slip-In Connector</i> |
| <i>Actuator</i> | TX 276 C |
| 224.361.00.1 | <i>Fixing Bracket</i> |
| <i>Geberit Concealed</i> | |
| <i>Cistern</i> | |



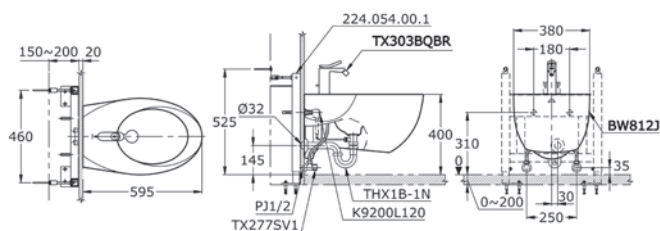
LE MUSE BW 813 J

- | | |
|---------------------------|-----------------------|
| BW 813 J | TX 276 C |
| <i>Bidet</i> | <i>Fixing Bracket</i> |
| TX 303 BQBR | |
| <i>Single Lever Bidet</i> | |
| THX 1B - 1N | |
| <i>P - Trap</i> | |
| TX 277 SV1 (X2) | |
| <i>Stop Valve</i> | |



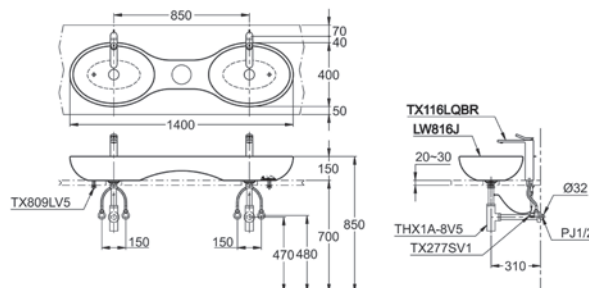
LE MUSE BW 812 J

BW 812 J
Bidet
TX 303 BQBR
Single Lever Bidet
224.054.00.1
Chair Bracket
THX 1B - 1N
P - Trap



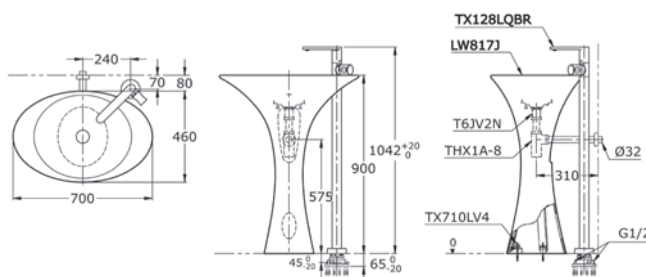
LE MUSE LW 816 J

LW 816 J
Lavatory
TX 116 LQBR
Lavatory Faucet
THX 1A - 8V5
Deluxe Bottle Trap
TX 277 SV1 (X4)
Stop Valve



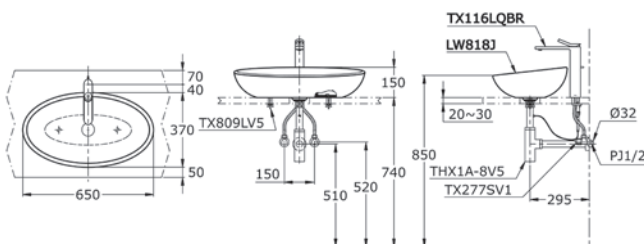
LE MUSE LW 817 J

LW 817 J
Lavatory
TX 128 LQBR
Lavatory Faucet
T 6 JV2N
Waste Fitting
THX 1A - 8
Deluxe Bottle Trap



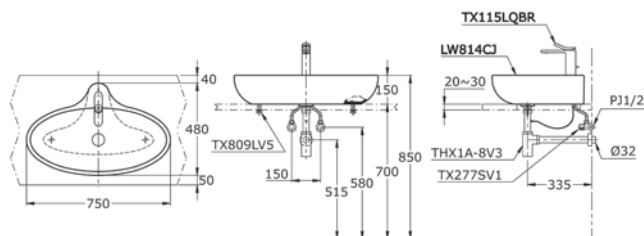
LE MUSE LW 818 J

LW 818 J
Lavatory
TX 116 LQBR
Lavatory Faucet
THX 1A - 8V5
Deluxe Bottle Trap
TX 277 SV1 (X2)
Stop Valve



LE MUSE LW 814 CJ

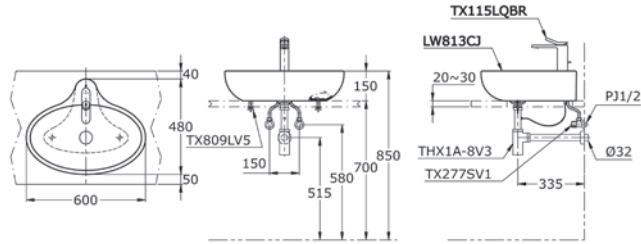
LW 814 CJ
Lavatory
TX 115 LQBR
Lavatory Faucet
THX 1A - 8V3
Deluxe Bottle Trap
TX 277 SV1 (X2)
Stop Valve



LE MUSE LW 813 CJ

LW 813 CJ
Lavatory
TX 115 LQBR
Lavatory Faucet
THX 1A - 8V3
Deluxe Bottle Trap
TX 277 SV1 (X2)
Stop Valve

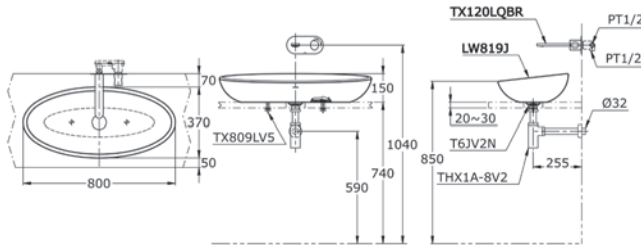
TX 809 LV5
Brackets & Screws



LE MUSE LW 819 J

LW 819 J
Lavatory
TX 120 LQBR
Lavatory Faucet
T 6 JV2N
Waste Fitting
THX 1A - 8V2
Deluxe Bottle Trap

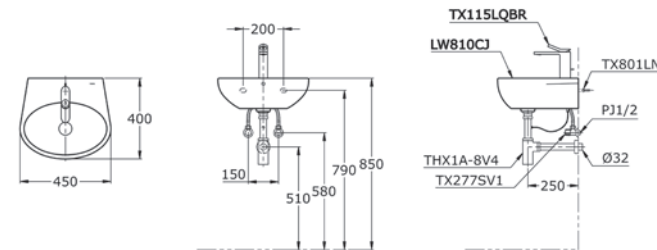
TX 809 LV5
Brackets & Screws



LE MUSE LW 810 CJ

LW 810 CJ
Lavatory
TX 115 LQBR
Lavatory Faucet
THX 1A - 8V4
Deluxe Bottle Trap
TX 277 SV1 (X2)
Stop Valve

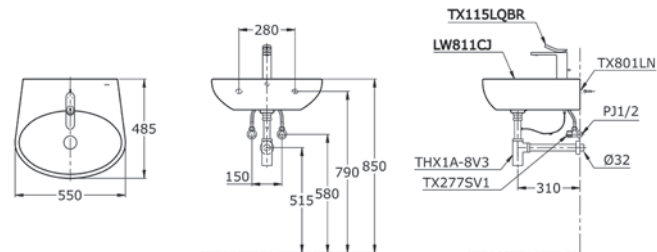
TX 801 LN
Mounting Bolts



LE MUSE LW 811 CJ

LW 811 CJ
Lavatory
TX 115 LQBR
Lavatory Faucet
THX 1A - 8V3
Deluxe Bottle Trap
TX 277 SV1 (X2)
Stop Valve

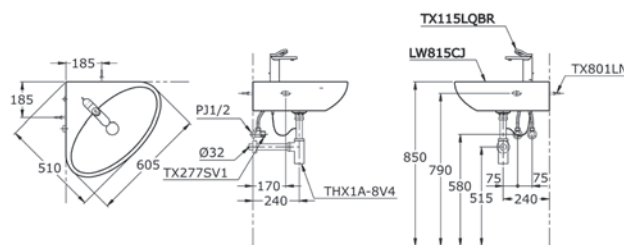
TX 801 LN
Mounting Bolts



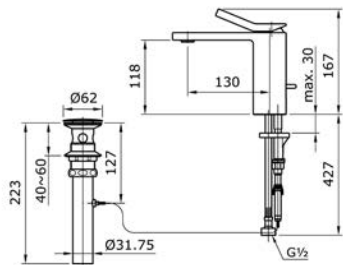
LE MUSE LW 815 CJ

LW 815 CJ
Lavatory
TX 115 LQBR
Lavatory Faucet
THX 1A - 8V4
Deluxe Bottle Trap
TX 277 SV1 (X2)
Stop Valve

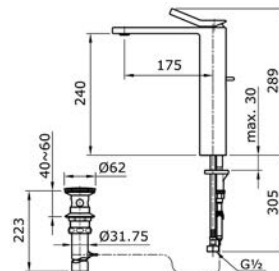
TX 801 LN
Mounting Bolt



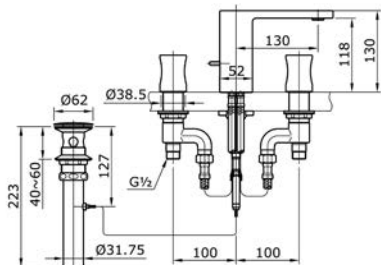
LE MUSE TX 115 LQBR



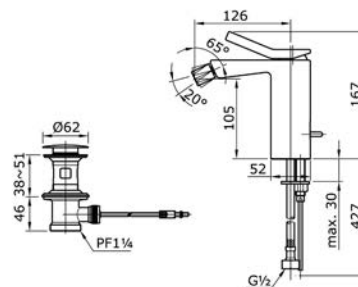
LE MUSE TX 116 LQBR



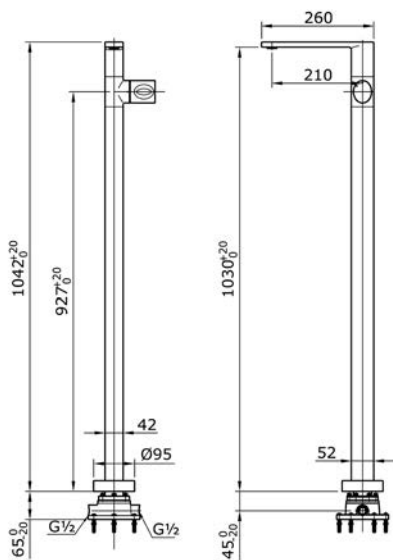
LE MUSE TX 119 LQBR



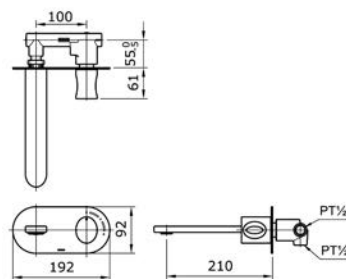
LE MUSE TX 303 BQBR



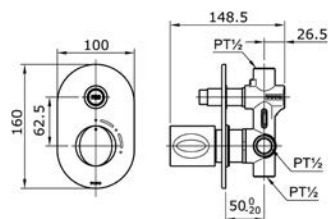
LE MUSE TX 128 LQBR



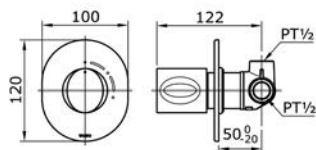
LE MUSE TX 120 LQBR



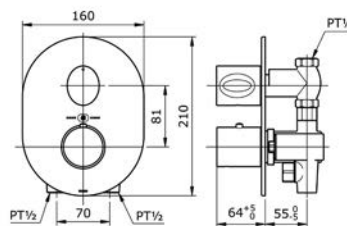
LE MUSE TX 442 SQN



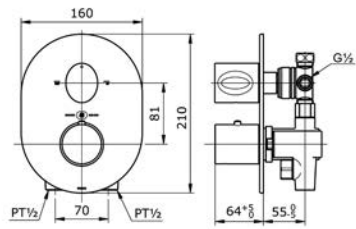
LE MUSE TX 443 SQN



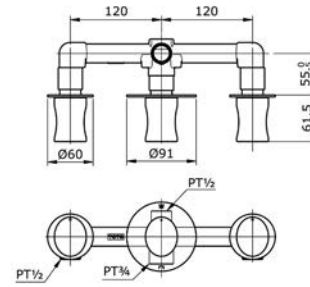
LE MUSE TX 451 SQBR



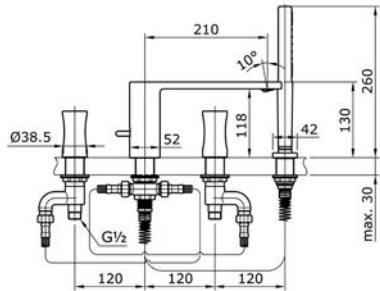
LE MUSE TX 473 SQBR



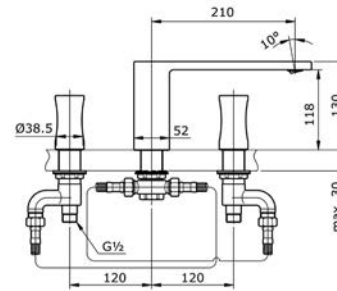
LE MUSE TX 469 SQBR



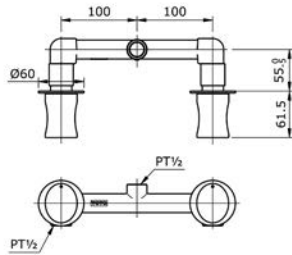
LE MUSE TX 447 SQBR



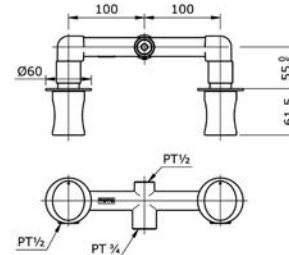
LE MUSE TX 467 SQBR



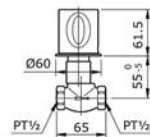
LE MUSE TX 468 SQBR



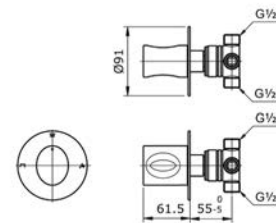
LE MUSE TX 468 SBQBR



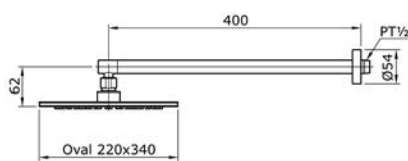
LE MUSE TX 452 SQ



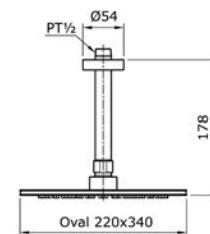
LE MUSE TX 484 SQ



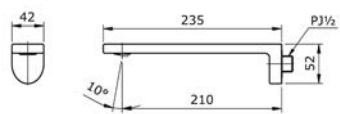
LE MUSE TX 488 SQN



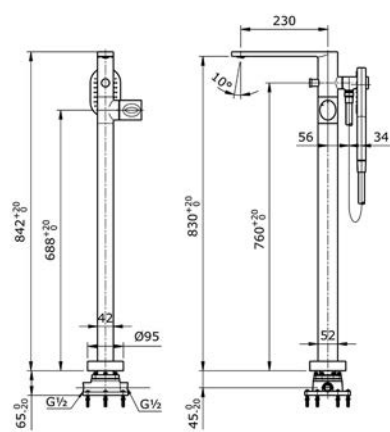
LE MUSE TX 491 SQN



LE MUSE TX 441 SQ

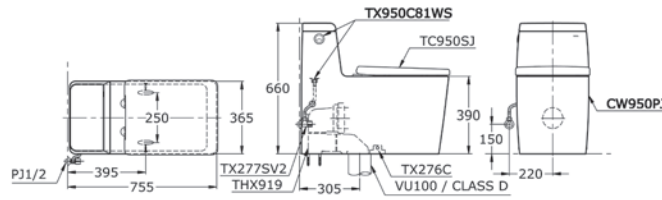


LE MUSE TX 494 SQBR



TOJA CW 950 PJ

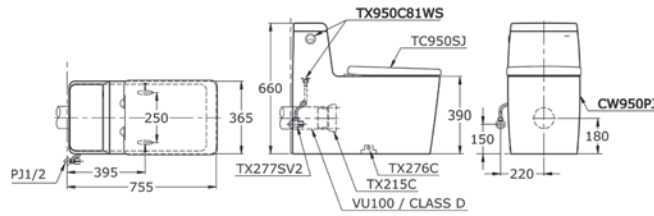
- | | |
|---------------------------|----------------------------|
| CW 950 PJ
Closet Body | TX 276 C
Fixing Bracket |
| TX 950 C81WS
Tank Trim | THX 919
S-Connector |
| TC 950 SJ
Seat & Cover | |
| TX 277 SV2
Stop Valve | |



NOTE : FOR S - TRAP INSTALLATION

TOJA CW 950 PJ

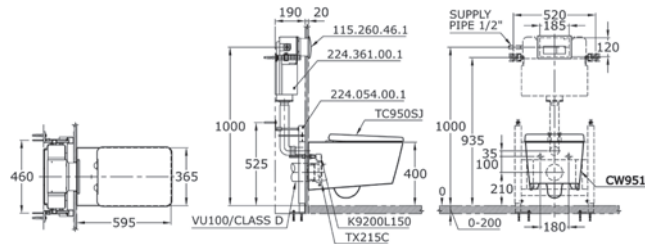
- | | |
|---------------------------|-------------------------------|
| CW 950 PJ
Closet Body | TX 215 C
Fixing Bracket |
| TX 950 C81WS
Tank Trim | TX 276 C
Slip-In Connector |
| TC 950 SJ
Seat & Cover | |
| TX 277 SV2
Stop Valve | |



NOTE : FOR P - TRAP INSTALLATION

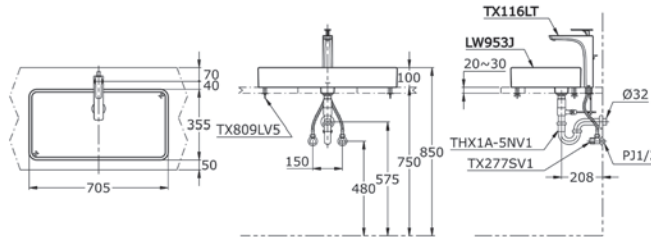
TOJA CW 951 J

- | | |
|---|-------------------------------|
| CW 951 J
Closet Body | 224.054.00.1
Chair Bracket |
| 115.260.46.1
Geberit Dual Flush Actuator | TC 950 SJ
Seat & Cover |
| 224.361.00.1
Geberit Concealed Cistern | K 9200 L150
Fixing Kit |
| | TX 215 C
Slip-In Connector |



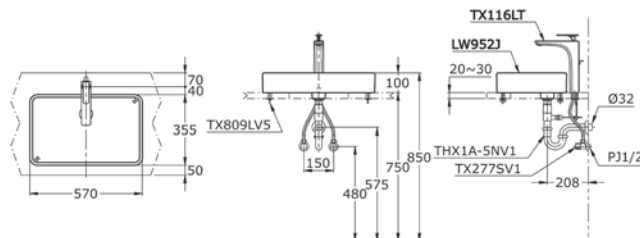
TOJA LW 953 J

- | | |
|-------------------------------|---------------------------------|
| LW 953 J
Lavatory | TX 809 LV5
Brackets & Screws |
| TX 116 LT
Lavatory Faucet | |
| THX 1A - 5NV1
P - Trap | |
| TX 277 SV1 (X2)
Stop Valve | |



TOJA LW 952 J

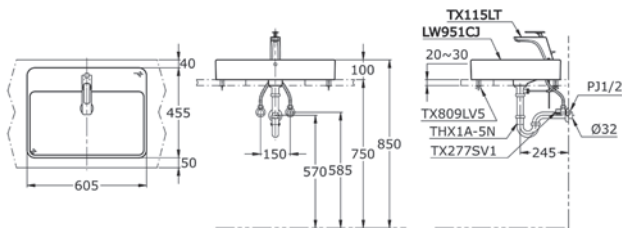
- | | |
|-------------------------------|---------------------------------|
| LW 952 J
Lavatory | TX 809 LV5
Brackets & Screws |
| TX 116 LT
Lavatory Faucet | |
| THX 1A - 5NV1
P - Trap | |
| TX 277 SV1 (X2)
Stop Valve | |



TOJA LW 951 CJ

LW 951 CJ
 Lavatory
 TX 115 LT
 Lavatory Faucet
 THX 1A - 5N
 P - Trap
 TX 277 SV1 (X2)
 Stop Valve

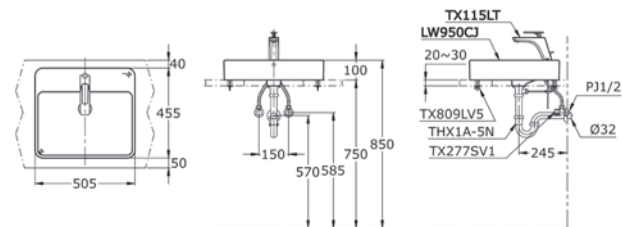
TX 809 LV5
 Brackets & Screws



TOJA LW 950 CJ

LW 950 CJ
 Lavatory
 TX 115 LT
 Lavatory Faucet
 THX 1A - 5N
 P - Trap
 TX 277 SV1 (X2)
 Stop Valve

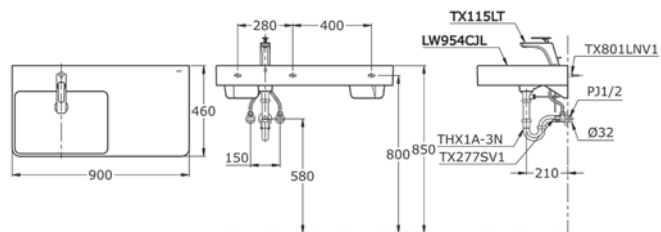
TX 809 LV5
 Brackets & Screws



TOJA LW 954 CJL

LW 954 CJL
 Lavatory
 TX 115 LT
 Lavatory Faucet
 THX 1A - 3N
 P - Trap
 TX 277 SV1 (X2)
 Stop Valve

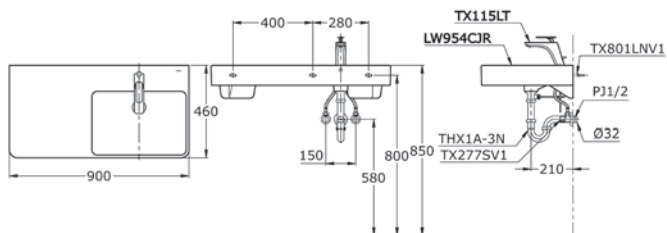
TX 801 LNV1
 Mounting Bolts



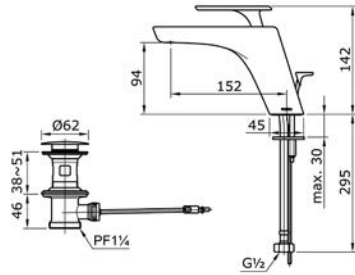
TOJA LW 954 CJR

LW 954 CJR
 Lavatory
 TX 115 LT
 Lavatory Faucet
 THX 1A - 3N
 P - Trap
 TX 277 SV1 (X2)
 Stop Valve

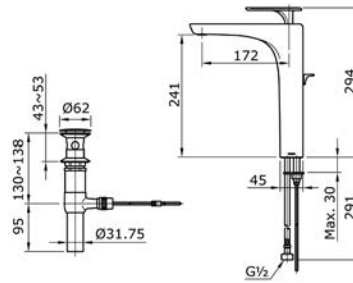
TX 801 LNV1
 Mounting Bolts



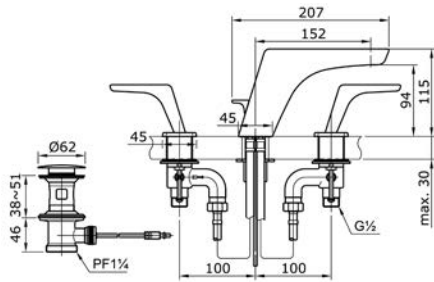
TOJA TX 115 LT



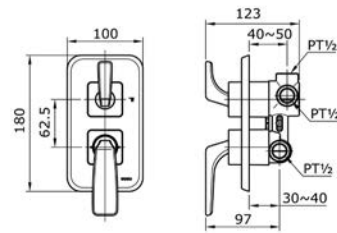
TOJA TX 116 LT



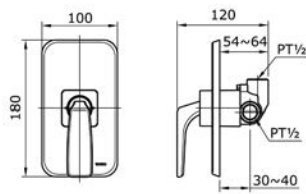
TOJA TX 119 LT



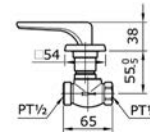
TOJA TX 442 ST



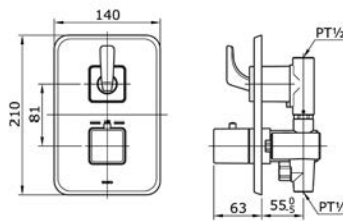
TOJA TX 443 ST



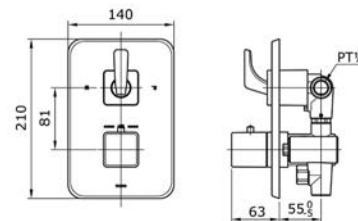
TOJA TX 452 ST



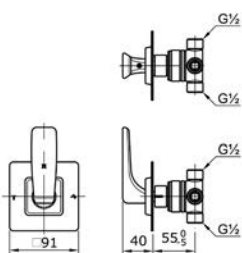
TOJA TX 451 ST



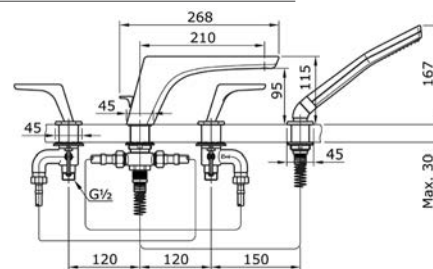
TOJA TX 473 ST



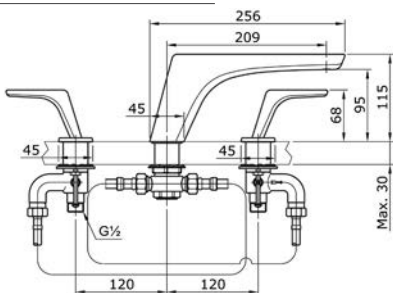
TOJA TX 484 ST



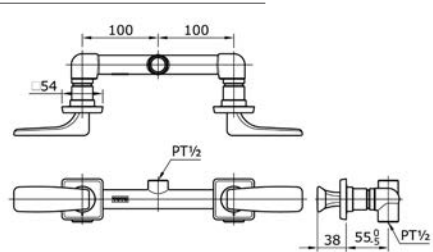
TOJA TX 447 ST



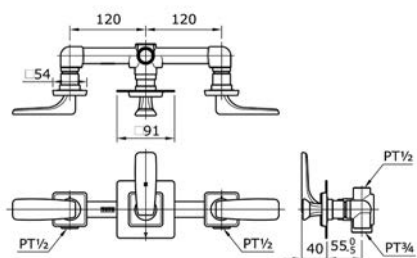
TOJA TX 467 ST



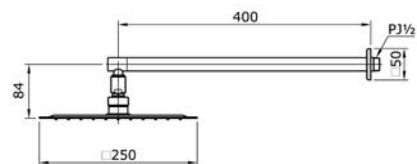
TOJA TX 468 ST



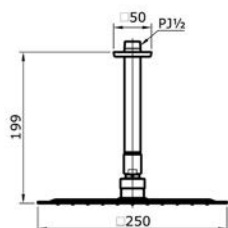
TOJA TX 469 ST



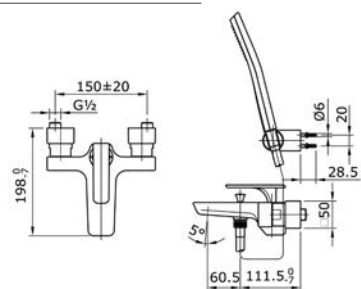
TOJA TX 488 ST



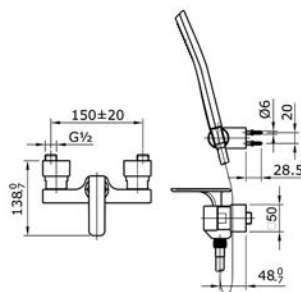
TOJA TX 491 ST



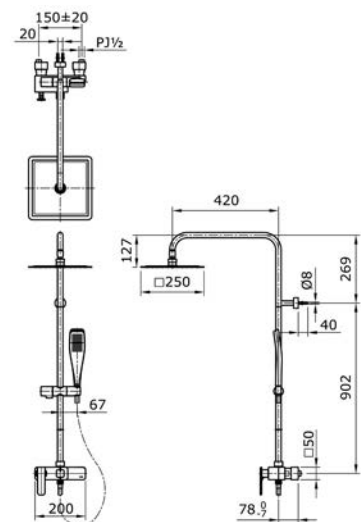
TOJA TX 471 ST



TOJA TX 474 ST

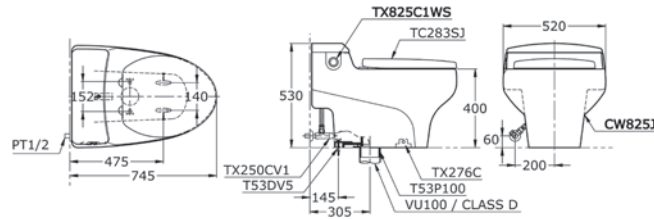


TOJA TX 492 STN



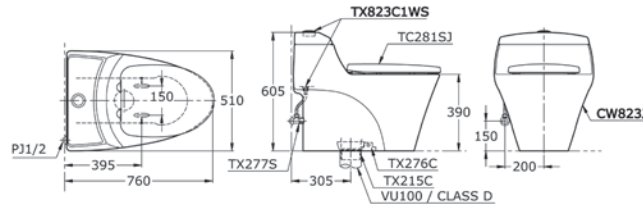
VISION CW 825 J

- | | |
|--------------|--------------------------------|
| CW 825 J | T 53 P 100 |
| Closet Body | Floor Flange W/
Seal Gasket |
| TX 825 C1WS | T53 DV5 |
| Tank Trim | Supporting Fitting |
| TC 283 SJ | TX 276 C |
| Seat & Cover | Fixing Bracket |
| TX 250 CV1 | |
| Stop Valve | |



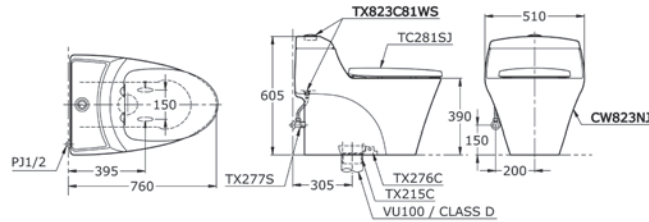
AVANTE CW 823 J

- | | |
|--------------|-------------------|
| CW 823 J | TX 215 C |
| Closet Body | Slip-In Connector |
| TX 823 C1WS | TX 276 C |
| Tank Trim | Fixing Bracket |
| TC 281 SJ | |
| Seat & Cover | |
| TX 277 S | |
| Stop Valve | |



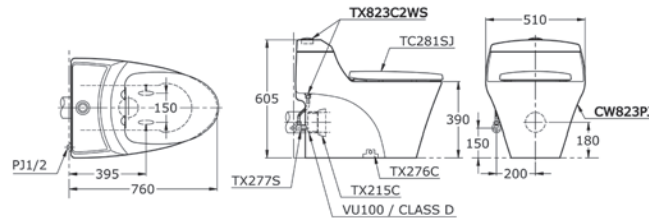
AVANTE CW 823 NJ

- | | |
|--------------|-------------------|
| CW 823 NJ | TX 215 C |
| Closet Body | Slip-In Connector |
| TX 823 C81WS | TX 276 C |
| Tank Trim | Fixing Bracket |
| TC 281 SJ | |
| Seat & Cover | |
| TX 277 S | |
| Stop Valve | |



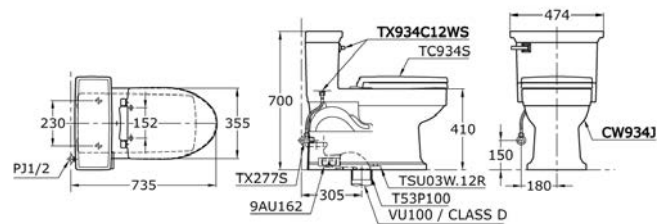
AVANTE CW 823 PJ

- | | |
|--------------|-------------------|
| CW 823 PJ | TX 215 C |
| Closet Body | Slip-In Connector |
| TX 823 C2WS | TX 276 C |
| Tank Trim | Fixing Bracket |
| TC 281 SJ | |
| Seat & Cover | |
| TX 277 S | |
| Stop Valve | |



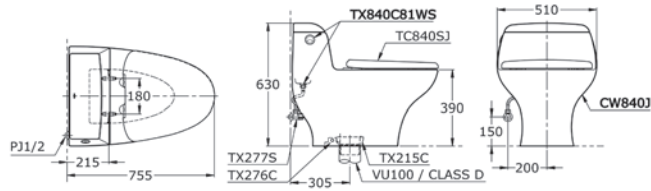
CW 934 J

- | | |
|----------------|--------------------------------|
| CW 934 J | T 53 P 100 |
| Closet Body | Floor Flange W/
Seal Gasket |
| TX 934 C 12 WS | TSU 03 W. 12 R |
| Tank Trim | Outlet Connector |
| TC 934 S | |
| Seat & Cover | |
| TX 277 S | |
| Stop Valve | |



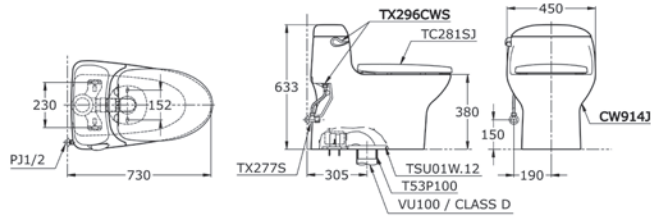
AVANTE CW 840 J

- | | |
|---------------------------|-------------------------------|
| CW 840 J
Closet Body | TX 215 C
Slip in Connector |
| TX 840 C81WS
Tank Trim | TX 276 C
Fixing Bracket |
| TC 840 SJ
Seat & Cover | |
| TX 277 S
Stop Valve | |



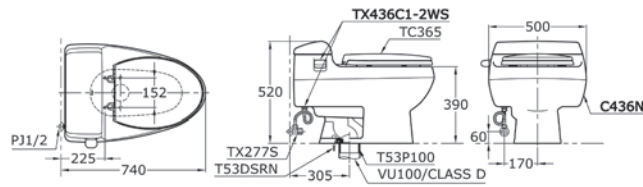
CW 914 J

- | | |
|---------------------------|--|
| CW 914 J
Closet Body | T 53 P 100
Floor Flange W/
Seal Gasket |
| TX 296 CWS
Tank Trim | TSU 01 W.12
Slip-In Connector |
| TC 281 SJ
Seat & Cover | |
| TX 277 S
Stop Valve | |



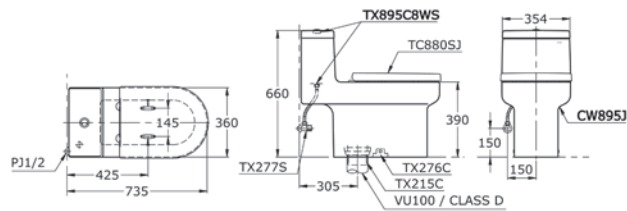
SUPERIOR C 436 N

- | | |
|---------------------------|--|
| C 436 N
Closet Body | T 53 P 100
Floor Flange W/
Seal Gasket |
| TX 436C1-2WS
Tank Trim | T 53 DSRN
Screws & Caps |
| TC 365
Seat & Cover | |
| TX 277 S
Stop Valve | |



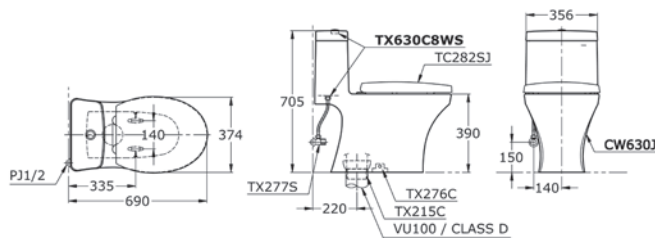
NEW OMNI CW 895 J

- | | |
|---------------------------|-------------------------------|
| CW 895 J
Closet Body | TX 215 C
Slip-In Connector |
| TX 895 C8WS
Tank Trim | TX 276 C
Fixing Bracket |
| TC 880 SJ
Seat & Cover | |
| TX 277 S
Stop Valve | |



CW 630 J

- | | |
|---------------------------|-------------------------------|
| CW 630 J
Closet Body | TX 215 C
Slip-In Connector |
| TX 630 C8WS
Tank Trim | TX 276 C
Fixing Bracket |
| TC 282 SJ
Seat & Cover | |
| TX 277 S
Stop Valve | |



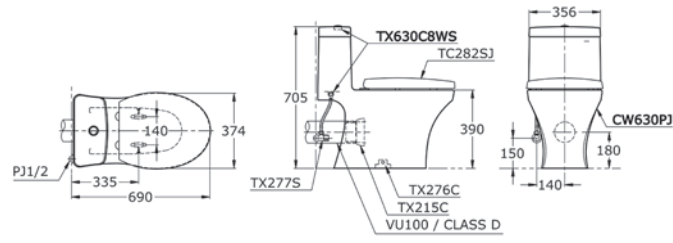
NOTE : FOR S - TRAP INSTALLATION

ONE PIECE TOILET

CW 630 PJ

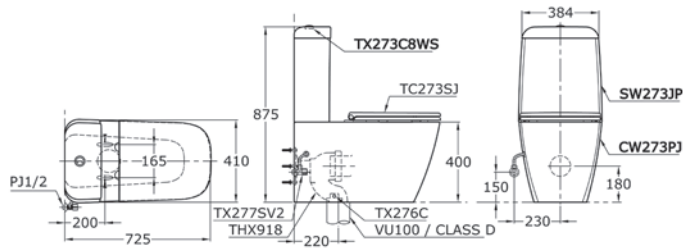
- | | |
|--------------|-------------------|
| CW 630 PJ | TX 215 C |
| Closet Body | Slip-In Connector |
| TX 630 C8WS | TX 276 C |
| Tank Trim | Fixing Bracket |
| TC 282 SJ | |
| Seat & Cover | |
| TX 277 S | |
| Stop Valve | |

NOTE : FOR P - TRAP INSTALLATION



ALISEI CW 273 PJ / SW 273 JP

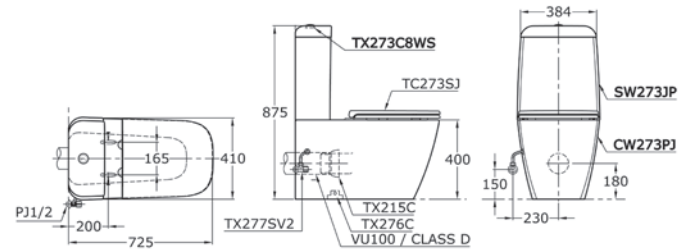
- | | |
|----------------------|-------------------|
| CW 273 PJ | TX 277 SV2 |
| Closet Body | Stop Valve |
| SW 273 JP | TX 215 C |
| Low Tank | Slip-In Connector |
| TX 273 C8WS | TX 276 C |
| Dual Flush Tank Trim | Fixing Bracket |
| TC 273 SJ | |
| Seat & Cover | |



NOTE : FOR S - TRAP INSTALLATION

ALISEI CW 273 PJ / SW 273 JP

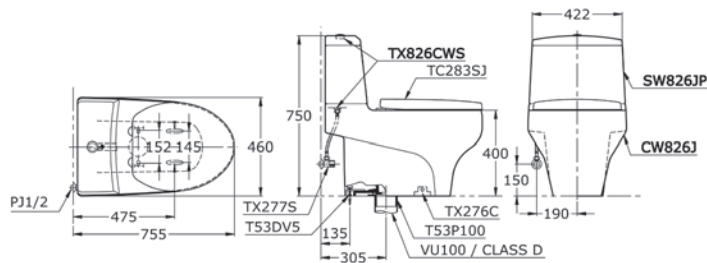
- | | |
|----------------------|-------------------|
| CW 273 PJ | TX 277 SV2 |
| Closet Body | Stop Valve |
| SW 273 JP | TX 215 C |
| Low Tank | Slip-In Connector |
| TX 273 C8WS | TX 276 C |
| Dual Flush Tank Trim | Fixing Bracket |
| TC 273 SJ | |
| Seat & Cover | |



NOTE : FOR P - TRAP INSTALLATION

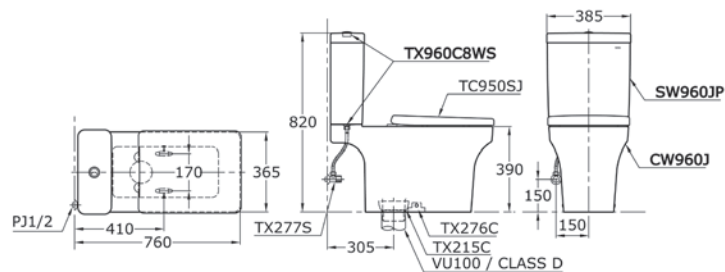
VISION CW 826 J / SW 826 JP

- | | |
|----------------------|--------------------|
| CW 826 J | T 53 P100 |
| Closet Body | Floor Flange W/ |
| SW 826 JP | Seal Gasket |
| Low Tank | T 53 DV5 |
| TX 826 CWS | Supporting Fitting |
| Dual Flush Tank Trim | TX 276 C |
| TC 283 SJ | Fixing Bracket |
| Seat & Cover | |
| TX 277 S | |
| Stop Valve | |



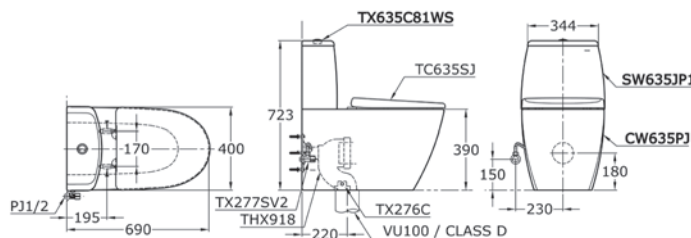
CW 960 J / SW 960 JP

- | | |
|----------------------|-------------------|
| CW 960 J | TX 277 S |
| Closet Body | Stop Valve |
| SW 960 JP | TX 215 C |
| Low Tank | Slip-In Connector |
| TX 960 C8WS | TX 276 C |
| Dual Flush Tank Trim | Fixing Bracket |
| TC 950 SJ | |
| Seat & Cover | |



CW 635 PJ / SW 635 JP1

- | | |
|----------------------|----------------|
| CW 635 PJ | TX 277 SV2 |
| Closet Body | Stop Valve |
| SW 635 JP1 | TX 276 C |
| Low Tank | Fixing Bracket |
| TX 635 C81WS | THX 918 |
| Dual Flush Tank Trim | S-Connector |
| TC 635 SJ | |
| Seat & Cover | |



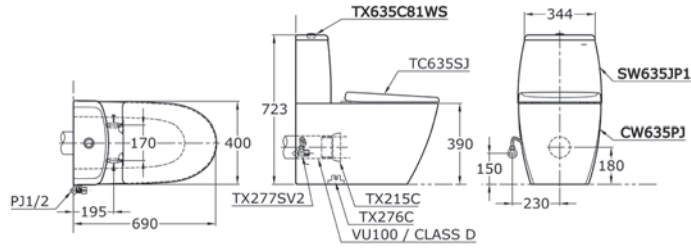
NOTE : FOR S - TRAP INSTALLATION

CLOSE COUPLED TOILET

CW 635 PJ / SW 635 JP1

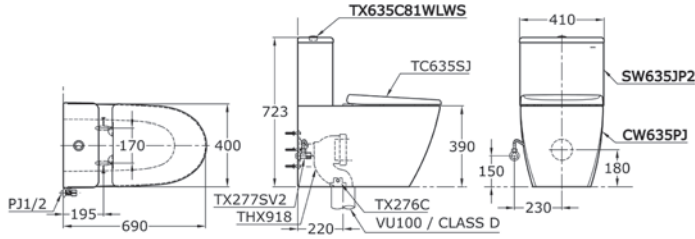
CW 635 PJ	TX 277 SV2
<i>Closet Body</i>	<i>Stop Valve</i>
SW 635 JP1	TX 215 C
<i>Low Tank</i>	<i>Slip-In Connector</i>
TX 635 C81WS	TX 276 C
<i>Dual Flush Tank Trim</i>	<i>Fixing Bracket</i>
TC 635 SJ	
<i>Seat & Cover</i>	

NOTE : FOR P - TRAP INSTALLATION



CW 635 PJ / SW 635 JP2

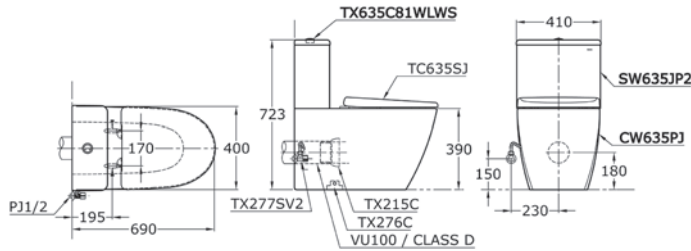
CW 635 PJ	TX 277 SV2
<i>Closet Body</i>	<i>Stop Valve</i>
SW 635 JP2	TX 276 C
<i>Low Tank</i>	<i>Fixing Bracket</i>
TX 635 C81WLWS	THX 918
<i>Dual Flush Tank Trim</i>	<i>S-Connector</i>
TC 635 SJ	
<i>Seat & Cover</i>	



CW 635 PJ / SW 635 JP2

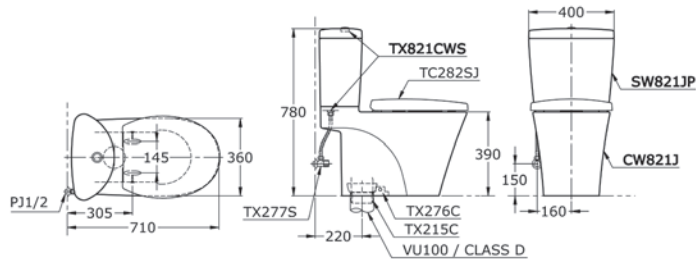
CW 635 PJ	TX 277 SV2
<i>Closet Body</i>	<i>Stop Valve</i>
SW 635 JP2	TX 215 C
<i>Low Tank</i>	<i>Slip-In Connector</i>
TX 635 C81WLWS	TX 276 C
<i>Dual Flush Tank Trim</i>	<i>Fixing Bracket</i>
TC 635 SJ	
<i>Seat & Cover</i>	

NOTE : FOR P - TRAP INSTALLATION



AVANTE CW 821 J / SW 821 JP

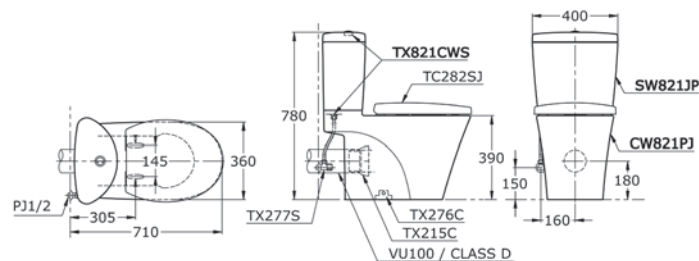
CW 821 J	TX 277 S
<i>Closet Body</i>	<i>Stop Valve</i>
SW 821 JP	TX 215 C
<i>Low Tank</i>	<i>Slip-In Connector</i>
TX 821 CWS	TX 276 C
<i>Dual Flush Tank Trim</i>	<i>Fixing Bracket</i>
TC 282 SJ	
<i>Seat & Cover</i>	



AVANTE CW 821 PJ / SW 821 JP

CW 821 PJ	TX 277 S
<i>Closet Body</i>	<i>Stop Valve</i>
SW 821 JP	TX 215 C
<i>Low Tank</i>	<i>Slip-In Connector</i>
TX 821 CWS	TX 276 C
<i>Dual Flush Tank Trim</i>	<i>Fixing Bracket</i>
TC 282 SJ	
<i>Seat & Cover</i>	

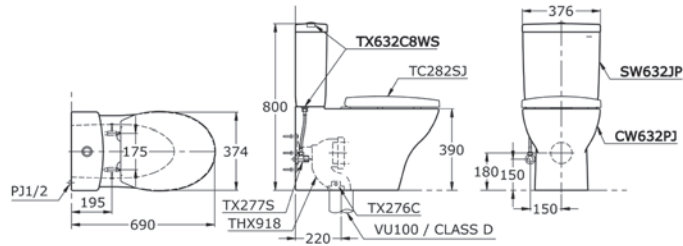
NOTE : FOR P - TRAP INSTALLATION



CW 632 PJ / SW 632 JP

- CW 632 PJ Closet Body
- SW 632 JP Low Tank
- TX 632 C8WS Dual Flush Tank Trim
- TC 282 SJ Seat & Cover
- TX 277 S Stop Valve
- TX 276 C Fixing Bracket
- THX 918 S-Connector

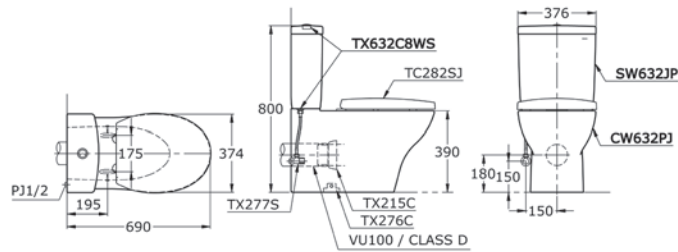
NOTE : FOR S - TRAP INSTALLATION



CW 632 PJ / SW 632 JP

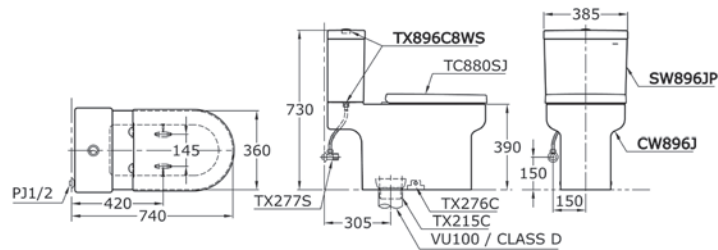
- CW 632 PJ Closet Body
- SW 632 JP Low Tank
- TX 632 C8WS Dual Flush Tank Trim
- TC 282 SJ Seat & Cover
- TX 215 C Slip-In Connector
- TX 277 S Stop Valve
- TX 276 C Fixing Bracket

NOTE : FOR P - TRAP INSTALLATION



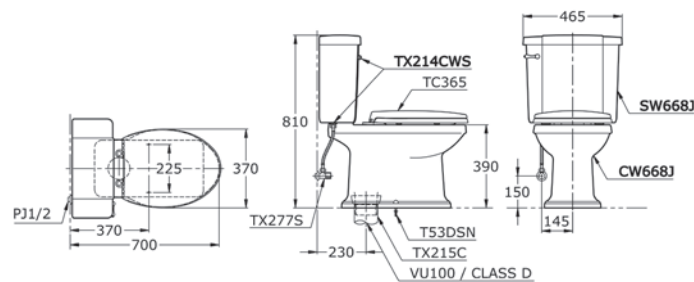
NEW OMNI CW 896 J / SW 896 JP

- CW 896 J Closet Body
- SW 896 JP Low Tank
- TX 896 C8WS Dual Flush Tank Trim
- TC 880 SJ Seat & Cover
- TX 277 S Stop Valve
- TX 215 C Slip-In Connector
- TX 276 C Fixing Bracket



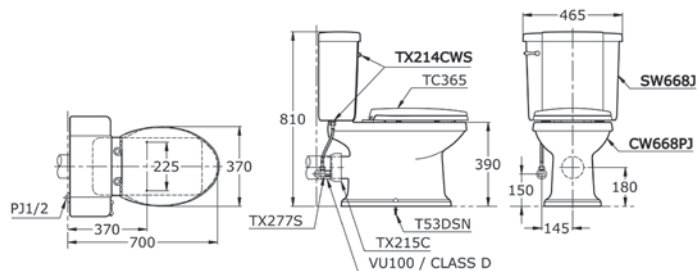
MEMORY CW 668 J / SW 668 J

- CW 668 J Closet Body
- SW 668 J Low Tank
- TX 214 CWS Tank Trim
- TC 365 Seat & Cover
- TX 277 S Stop Valve
- TX 215 C Slip-In Connector
- T 53 DSN Tank Trim
- Screws & Caps



MEMORY CW 668 PJ / SW 668 J

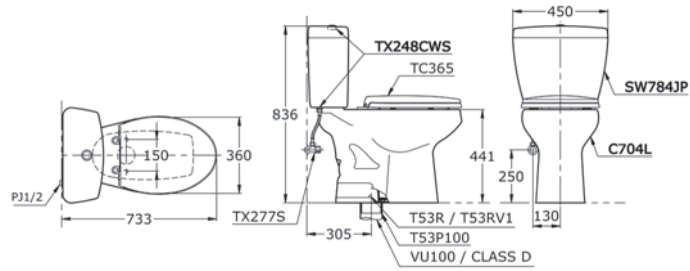
- CW 668 PJ Closet Body
- SW 668 J Low Tank
- TX 214 CWS Tank Trim
- TC 365 Seat & Cover
- TX 277 S Stop Valve
- TX 215 C Slip-In Connector
- T 53 DSN Tank Trim
- Screws & Caps



CLOSE COUPLED TOILET

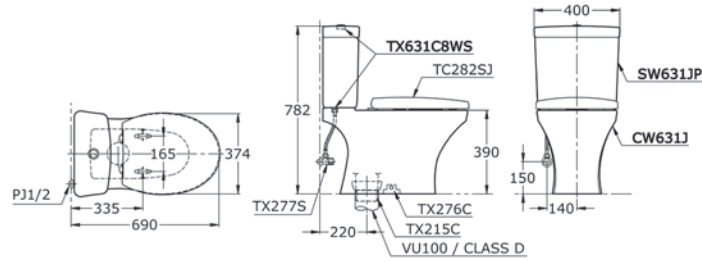
C 704 L / SW 784 JP

C 704 L	TX 277 S
Closet Body	Stop Valve
SW 784 JP	T 53 P 100
Low Tank	Floor Flange W/ Seal Gasket
TX 248 CWS	T 53 RV1/T 53 R
Tank Trim	Caps
TC 365	
Seat & Cover	



CW 631 J / SW 631 JP

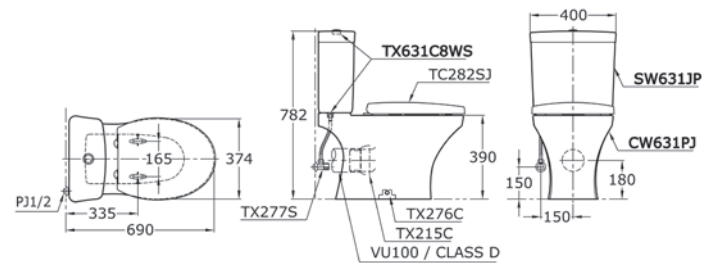
CW 631 J	TX 277 S
Closet Body	Stop Valve
SW 631 JP	TX 215 C
Low Tank	Slip-In Connector
TX 631 C8WS	TX 276 C
Dual Flush Tank Trim	Fixing Bracket
TC 282 SJ	
Seat & Cover	



NOTE : FOR S - TRAP INSTALLATION

CW 631 PJ / SW 631 JP

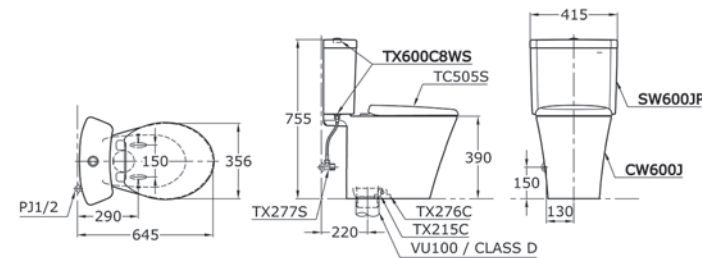
CW 631 PJ	TX 277 S
Closet Body	Stop Valve
SW 631 JP	TX 215 C
Low Tank	Slip-In Connector
TX 631 C8WS	TX 276 C
Dual Flush Tank Trim	Fixing Bracket
TC 282 SJ	
Seat & Cover	



NOTE : FOR P - TRAP INSTALLATION

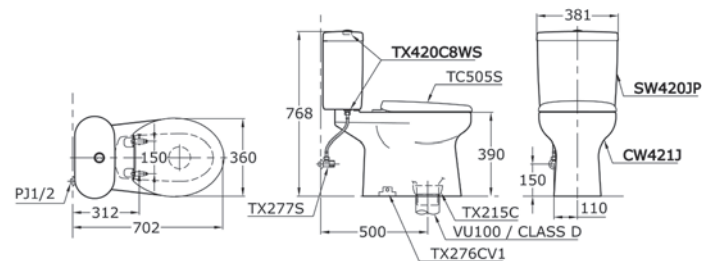
CW 600 J / SW 600 JP

CW 600 J	TX 277 S
Closet Body	Stop Valve
SW 600 JP	TX 215 C
Low Tank	Slip-In Connector
TX 600 C8WS	TX 276 C
Dual Flush Tank Trim	Screws & Caps
TC 505 S	
Seat & Cover	



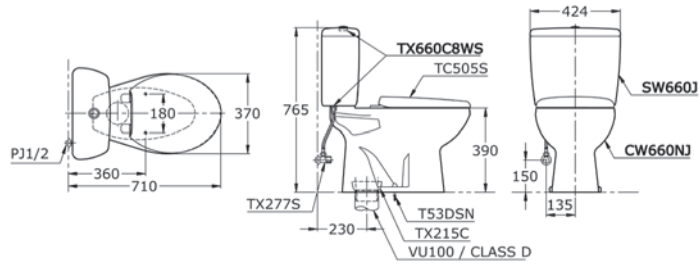
CW 421 J / SW 420 JP

CW 421 J	TX 277 S
Closet Body	Stop Valve
SW 420 JP	TX 215 C
Low Tank	Slip-In Connector
TX 420 C8WS	TX 276 CV1
Dual Flush Tank Trim	Fixing Bracket
TC 505 S	
Seat & Cover	



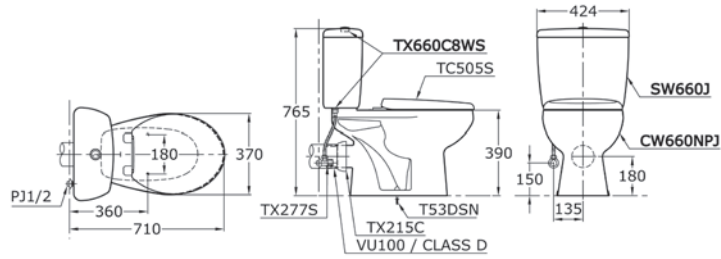
EURO CW 660 NJ / SW 660 J

- | | |
|----------------------|-------------------|
| CW 660 NJ | TX 277 S |
| Closet Body | Stop Valve |
| SW 660 J | TX 215 C |
| Low Tank | Slip-In Connector |
| TX 660 C8WS | T 53 DSN |
| Dual Flush Tank Trim | Screws & Caps |
| TC 505 S | |
| Seat & Cover | |



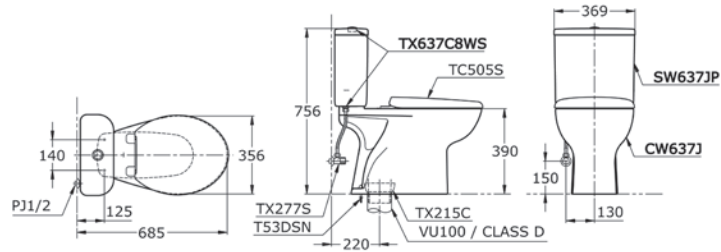
EURO CW 660 NPJ / SW 660 J

- | | |
|----------------------|-------------------|
| CW 660 NPJ | TX 277 S |
| Closet Body | Stop Valve |
| SW 660 J | TX 215 C |
| Low Tank | Slip-In Connector |
| TX 660 C8WS | T 53 DSN |
| Dual Flush Tank Trim | Screws & Caps |
| TC 505 S | |
| Seat & Cover | |



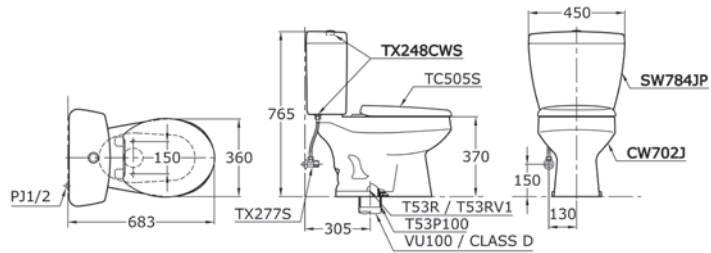
CW 637 J / SW 637 JP

- | | |
|----------------------|-------------------|
| CW 637 J | TX 277 S |
| Closet Body | Stop Valve |
| SW 637 JP | TX 215 C |
| Low Tank | Slip-In Connector |
| TX 637 C8WS | T 53 DSN |
| Dual Flush Tank Trim | Screws & Caps |
| TC 505 S | |
| Seat & Cover | |



CW 702 J / SW 784 JP

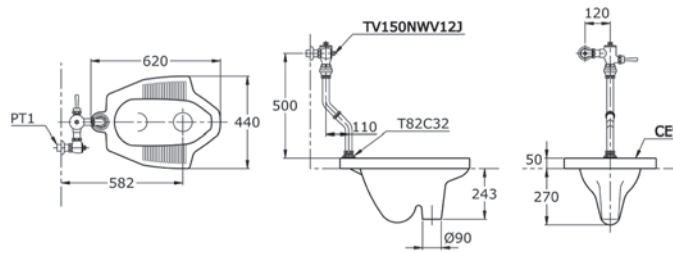
- | | |
|--------------|-----------------|
| CW 702 J | TX 277 S |
| Closet Body | Stop Valve |
| SW 784 JP | T 53 P 100 |
| Low Tank | Floor Flange W/ |
| TX 248 CWS | Seal Gasket |
| Tank Trim | T 53 RV1/T 53 R |
| TC 505 S | Caps |
| Seat & Cover | |



SQUATTING TOILET

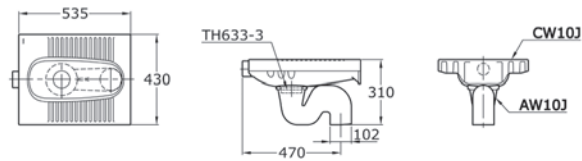
CE 9

CE 9
Squatting Closet
TV 150NWV12J
Flush Valve
T 82 C 32
Inlet Spud



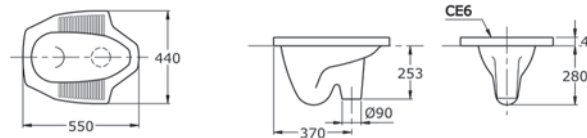
CW 10 J

CW 10 J
Squatting Closet



CE 6

CE 6
Squatting Closet



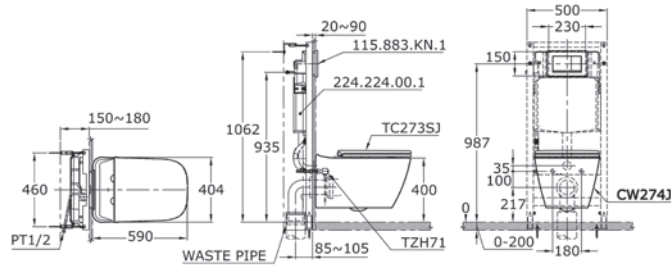
CE 7

CE 7
Squatting Closet



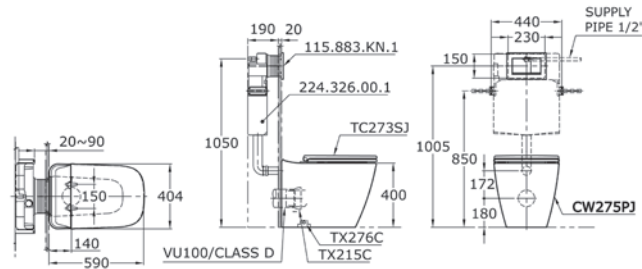
ALISEI CW 274 J

- | | |
|--|--|
| CW 274 J
Closet Body
115.883.KN.1
Geberit Dual Flush
Actuator
224.326.00.1
Geberit Concealed
Cistern
224.054.00.1
Chair Bracket | TC 273 SJ
Seat & Cover
TX 215 C
Slip-In Connector
TZH71
Fixing Kit |
|--|--|



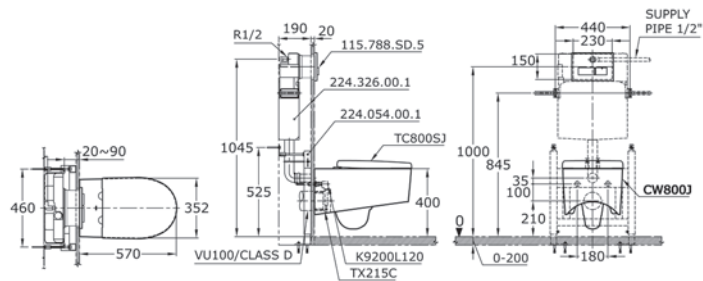
ALISEI CW 275 PJ

- | | |
|---|---|
| CW 275 PJ
Closet Body
115.883.KN.1
Geberit Dual Flush
Actuator
224.326.00.1
Geberit Concealed
Cistern | TC 273 SJ
Seat & Cover
TX 215 C
Slip-In Connector
TX 276 C
Fixing Kit |
|---|---|



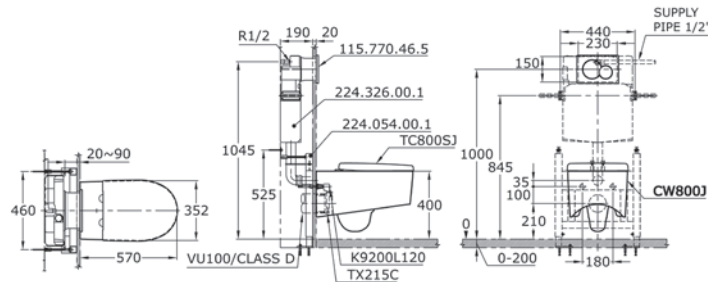
CW 800 J

- | | |
|--|---|
| CW 800 J
Closet Body
115.788.SD.5
Geberit Dual Flush
Actuator
224.326.00.1
Geberit Concealed
Cistern
224.054.00.1
Chair Bracket | TC 800 SJ
Seat & Cover
TX 215 C
Slip-In Connector
K 9200L120
Fixing Kit |
|--|---|



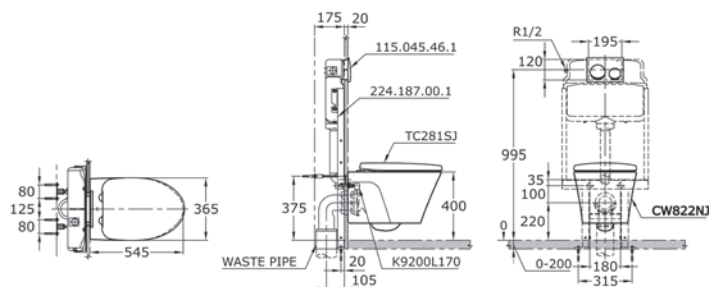
CW 800 J

- | | |
|--|---|
| CW 800 J
Closet Body
115.770.46.5
Geberit Dual Flush
Actuator
224.326.00.1
Geberit Concealed
Cistern
224.054.00.1
Chair Bracket | TC 800 SJ
Seat & Cover
TX 215 C
Slip-In Connector
K 9200L120
Fixing Kit |
|--|---|



AVANTE CW 822 NJ

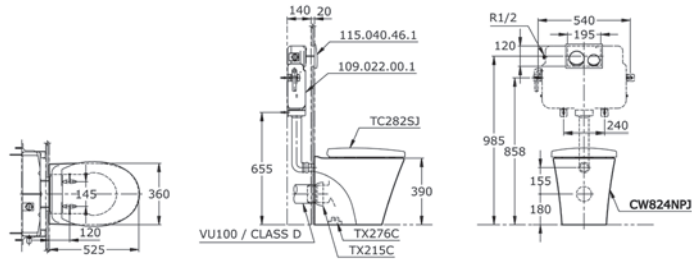
- | | |
|---|--|
| CW 822 NJ
Closet Body
115.045.46.1
Geberit Dual Flush
Actuator
224.187.00.1
Geberit Concealed
Cistern | TC 281 SJ
Seat & Cover
K 9200 L170
Fixing Kit |
|---|--|



SINGLE BOWL TOILET

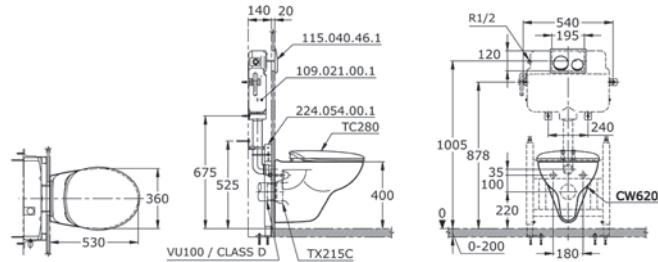
AVANTE CW 824 NPJ

- | | |
|-----------------------------|-------------------|
| CW 824 NPJ | TC 282 SJ |
| Closet Body | Seat & Cover |
| 115.040.46.1 | TX 215 C |
| Geberit Dual Flush Actuator | Slip-In Connector |
| 109.022.00.1 | TX 276 C |
| Geberit Concealed Cistern | Fixing Bracket |



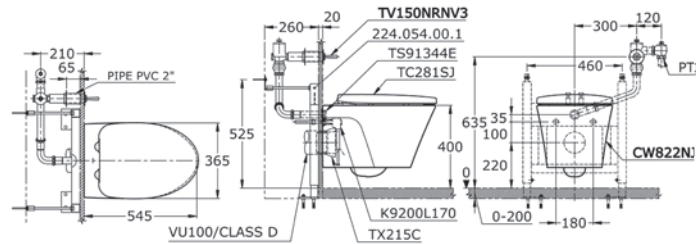
CW 620 J

- | | |
|-----------------------------|-------------------|
| CW 620 J | 224.054.00.1 |
| Closet Body | Chair Bracket |
| 115.040.46.1 | TC 280 |
| Geberit Dual Flush Actuator | Seat & Cover |
| 109.021.00.1 | TX 215 C |
| Geberit Concealed Cistern | Slip-in Connector |



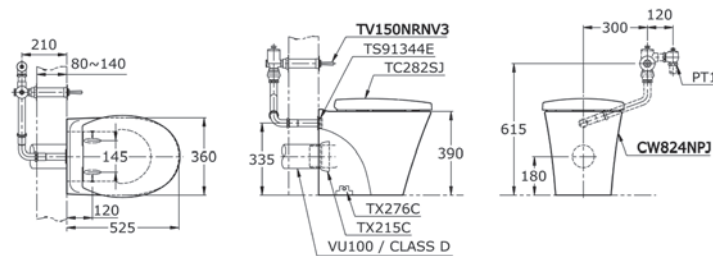
AVANTE CW 822 NJ

- | | |
|---------------|-------------------|
| CW 822 NJ | TX 215 C |
| Closet Body | Slip-in Connector |
| TV 150 NRRV3 | TC 281 SJ |
| Flush Valve | Seat & Cover |
| 224.054.00.1 | K 9200L170 |
| Chair Bracket | Fixing Kit |
| TS 91344 E | |
| Rubber Seal | |



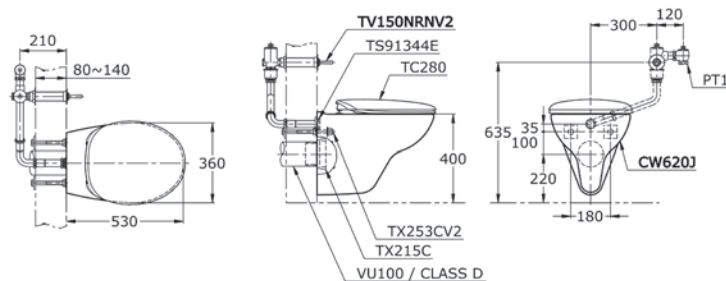
AVANTE CW 824 NPJ

- | | |
|--------------|-------------------|
| CW 824 NPJ | TX 215 C |
| Closet Body | Slip-In Connector |
| TV 150 NRRV3 | TX 276 C |
| Flush Valve | Fixing Bracket |
| TS 91344 E | |
| Rubber Seal | |
| TC 282 SJ | |
| Seat & Cover | |



CW 620 J

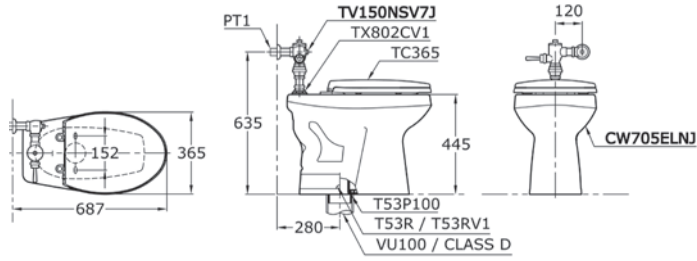
- | | |
|--------------|--------------------|
| CW 620 J | TX 253 CV2 |
| Closet Body | Wall Mounting Bolt |
| TV 150 NRRV2 | TX 215 C |
| Flush Valve | Slip in Connector |
| TC 280 | |
| Seat & Cover | |
| TS 91344 E | |
| Rubber Seal | |



CW 705 ELNJ

CW 705 ELNJ
 Closet Body
 TV 150 NSV7J
 Flush Valve
 TX 802 CV1
 Inlet Spud
 TC 365
 Seat & Cover

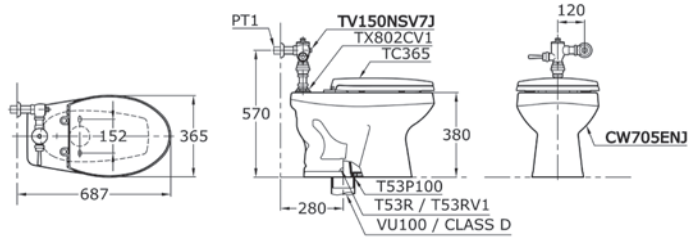
T 53 P 100
 Floor Flange W/
 Seal Gasket
 T 53 RV1/T 53 R
 Caps



CW 705 ENJ

CW 705 ENJ
 Closet Body
 TV 150 NSV7J
 Flush Valve
 TX 802 CV1
 Inlet Spud
 TC 365
 Seat & Cover

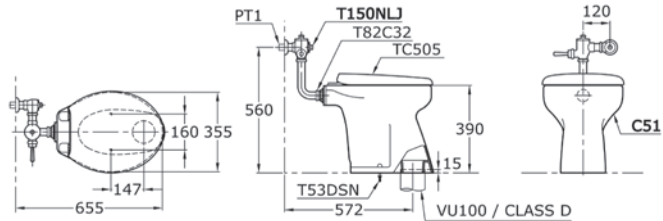
T 53 P 100
 Floor Flange W/
 Seal Gasket
 T 53 RV1/T 53 R
 Caps



C 51

C 51
 Closet Body
 T 150 NLJ
 Flush Valve
 T 82 C 32
 Inlet Spud
 TC 505
 Seat & Cover

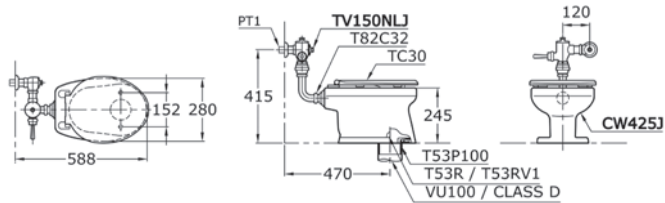
T 53 DSN
 Screws & Caps



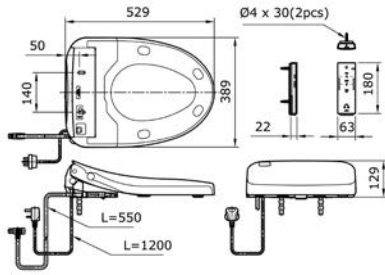
CW 425 J

CW 425 J
 Closet Body
 TV 150 NLJ
 Flush Valve
 T 82 C 32
 Inlet Spud
 TC 30
 Seat & Cover

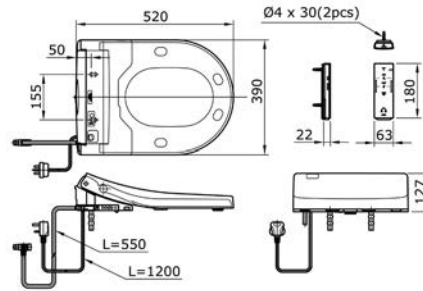
T 53 P 100
 Floor Flange W/
 Seal Gasket
 T 53 RV1/T 53 R
 Caps



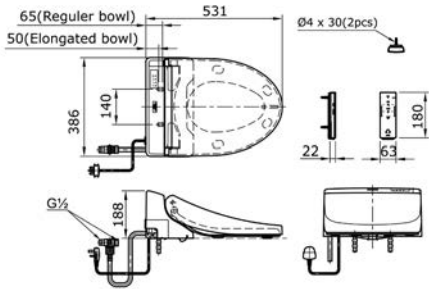
TCF 4731 A



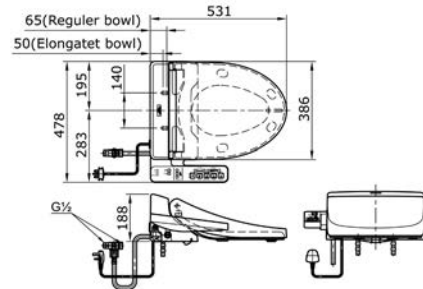
TCF 4732 A



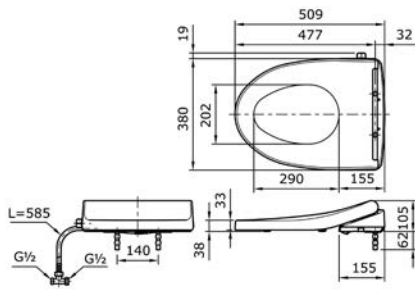
TCF 6531 Z



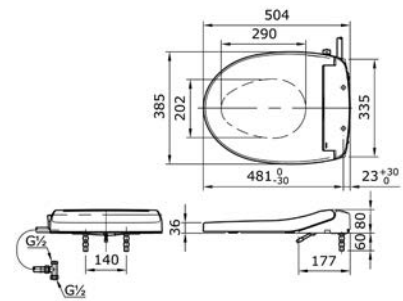
TCF 6631 A



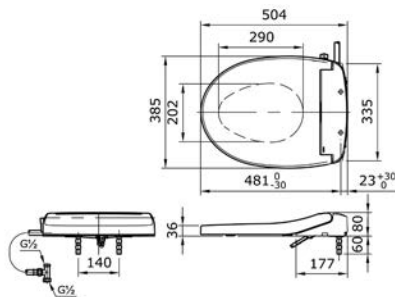
TCW 1211 A



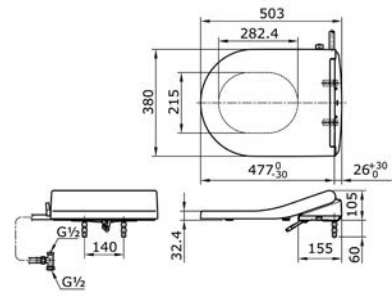
TCW 07 S



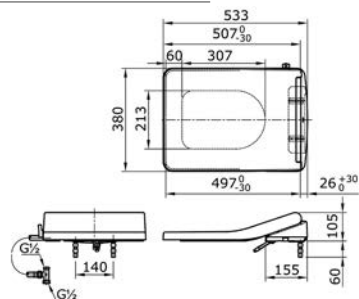
TCW 08 S



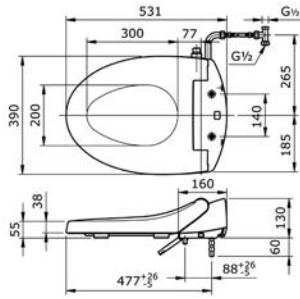
TCW 09 S



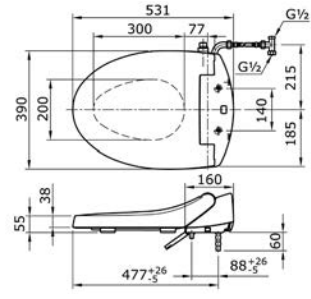
TCW 10 S



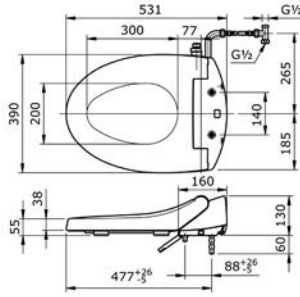
TCW 03 SL



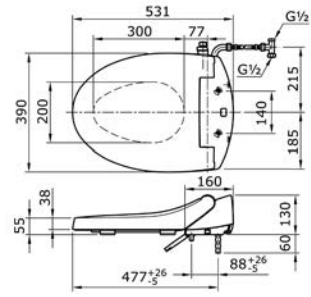
TCW 03 S



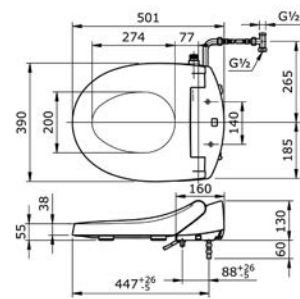
TCW 04 SL



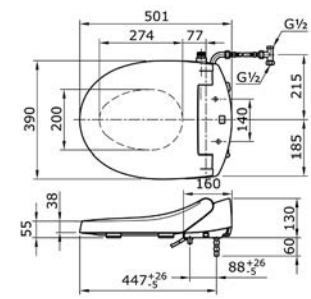
TCW 04 S



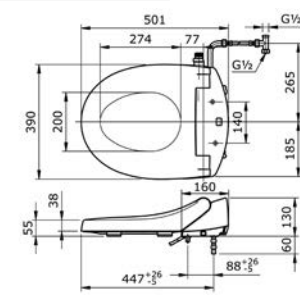
TCW 05 SL



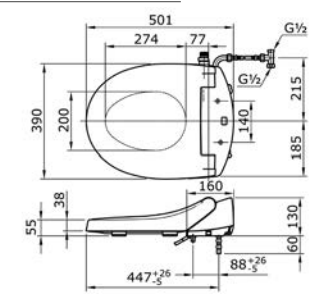
TCW 05 S



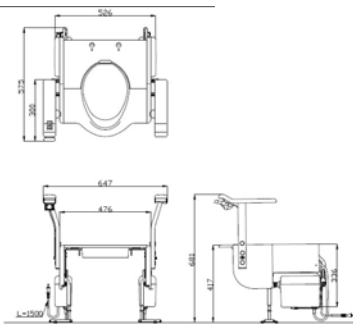
TCW 06 SL



TCW 06 S



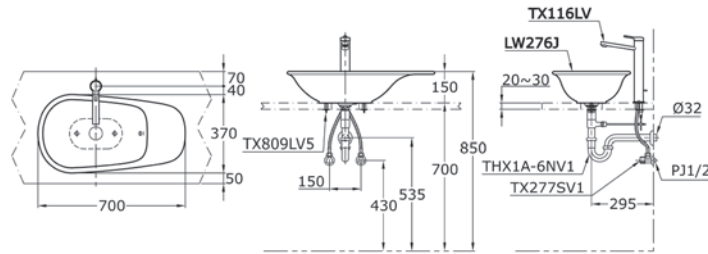
GEW C141 (A)



ALISEI LW 276 J

LW 276J
Lavatory
TX 116 LV
Lavatory Faucet
THX 1A - 6NV1
P - Trap
TX 277 SV1
Stop Valve

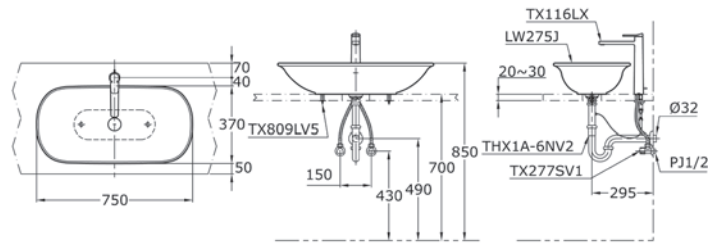
TX 809 LV5
Brackets & Screws



ALISEI LW 275 J

LW 275J
Lavatory
TX 116 LX
Lavatory Faucet
THX 1A - 6NV1
P - Trap
TX 277 SV1
Stop Valve

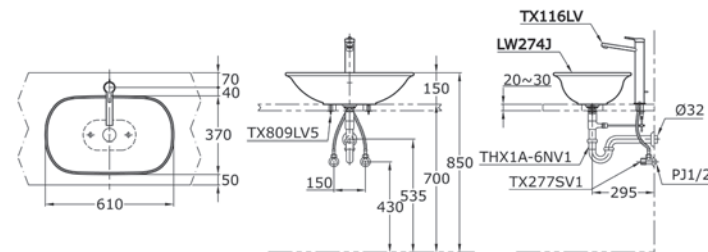
TX 809 LV5
Brackets & Screws



ALISEI LW 274 J

LW 274J
Lavatory
TX 116 LV
Lavatory Faucet
THX 1A - 6NV1
P - Trap
TX 277 SV1
Stop Valve

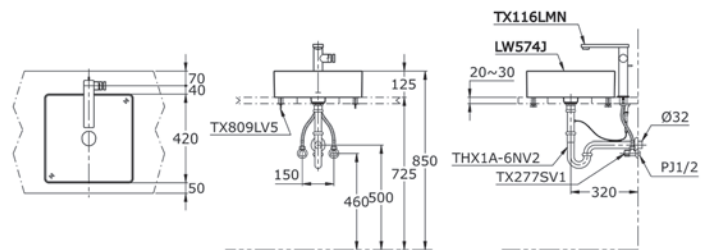
TX 809 LV5
Brackets & Screws



LW 574 J

LW 574J
Lavatory
TX 116 LMN
Lavatory Faucet
THX 1A - 6NV2
P - Trap
TX 277 SV1 (X2)
Stop Valve

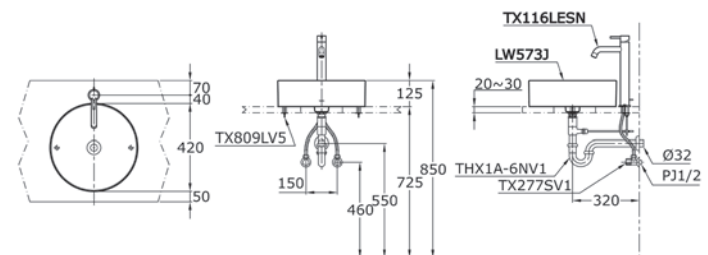
TX 809 LV5
Brackets & Screws



LW 573 J

LW 573J
Lavatory
TX 116 LESN
Lavatory Faucet
THX 1A - 6NV1
P - Trap
TX 277 SV1 (X2)
Stop Valve

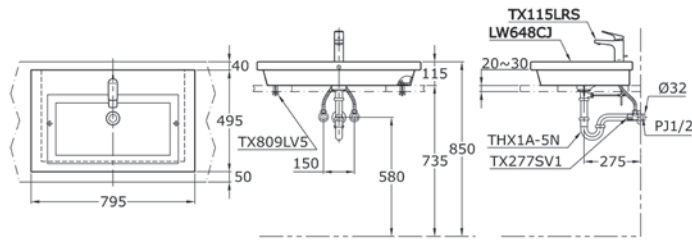
TX 809 LV5
Brackets & Screws



LW 648 CJ

LW 648 CJ
Lavatory
TX 115 LRS
Lavatory Faucet
THX 1A - 5N
P - Trap
TX 277 S V1(X2)
Stop Valve

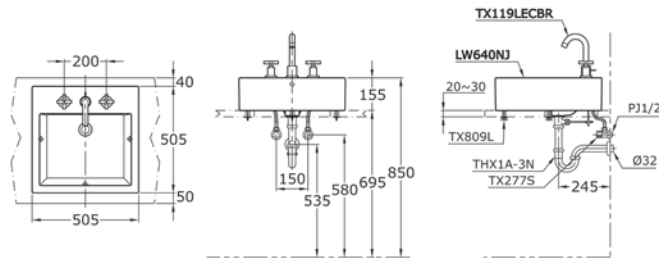
TX 809 LV5
Brackets & Screws



LW 640 NJ

LW 640 NJ
Lavatory
TX 119 LECBR
Lavatory Faucet
THX 1A - 3N
P - Trap
TX 277 S (X2)
Stop Valve

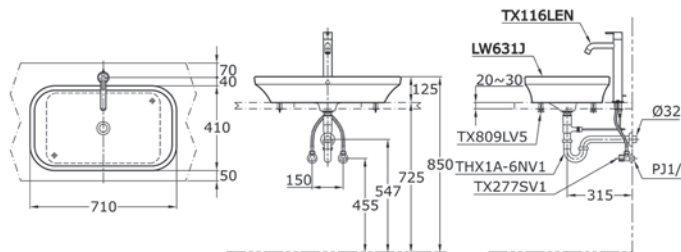
TX 809 L
Brackets & Screws



LW 631 J

LW 631 J
Lavatory
TX 116 LEN
Lavatory Faucet
THX 1A - 6NV1
P - Trap
TX 277 SV1 (X2)
Stop Valve

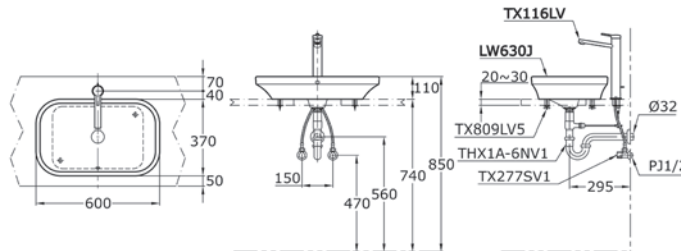
TX 809 LV5
Brackets & Screws



LW 630 J

LW 630 J
Lavatory
TX 116 LV
Lavatory Faucet
THX 1A - 6NV2
P - Trap
TX 277 SV1 (X2)
Stop Valve

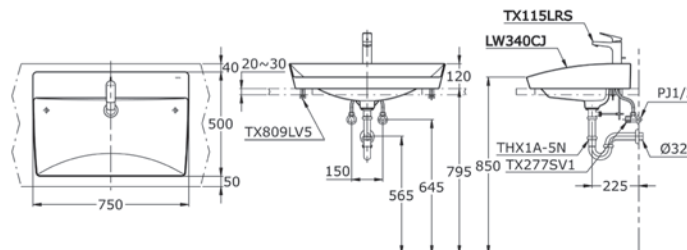
TX 809 LV5
Brackets & Screws



LW 340 CJ

LW 340 CJ
Lavatory
TX 115 LRS
Lavatory Faucet
THX 1A - 5N
P - Trap
TX 277 SV1 (X2)
Stop Valve

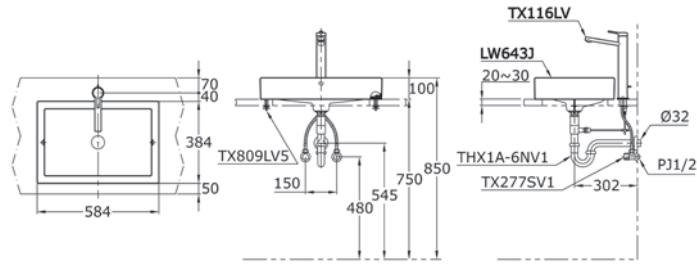
TX 809 LV5
Brackets & Screws



LW 643 J

LW 643 J
Lavatory
TX 116 LV
Lavatory Faucet
THX 1A - 6NV2
P - Trap
TX 277 SV1 (X2)
Stop Valve

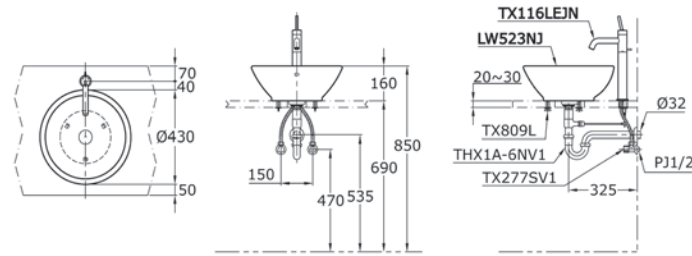
TX 809 LV5
Brackets & Screws



LW 523 NJ

LW 523 NJ
Lavatory
TX 116 LEJN
Lavatory Faucet
THX 1A - 6NV1
P - Trap
TX 277 SV1 (X2)
Stop Valve

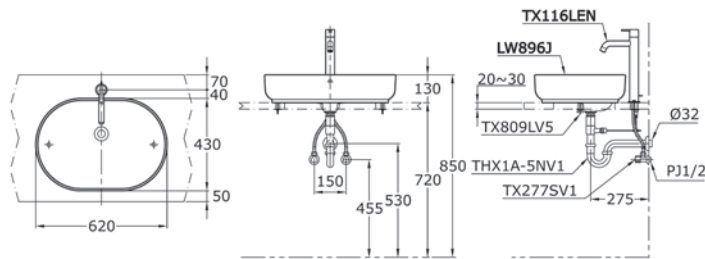
TX 809 L
Brackets & Screws



LW 896 J

LW 896 J
Lavatory
TX 116 LEN
Lavatory Faucet
THX 1A - 5NV1
P - Trap
TX 277 SV1 (X2)
Stop Valve

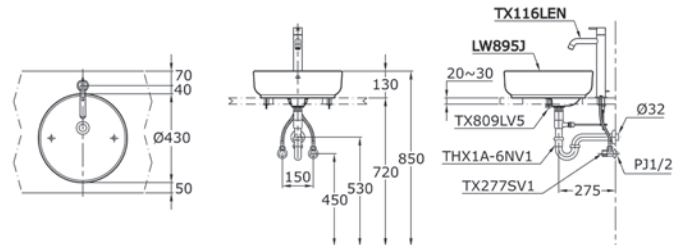
TX 809 LV5
Brackets & Screws



LW 895 J

LW 895 J
Lavatory
TX 116 LEN
Lavatory Faucet
THX 1A - 6NV1
P - Trap
TX 277 SV1 (X2)
Stop Valve

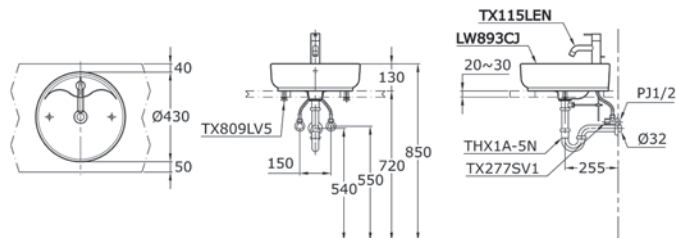
TX 809 LV5
Brackets & Screws



LW 893 CJ

LW 893 CJ
Lavatory
TX 115 LEN
Lavatory Faucet
THX 1A - 5N
P - Trap
TX 277 SV1 (X2)
Stop Valve

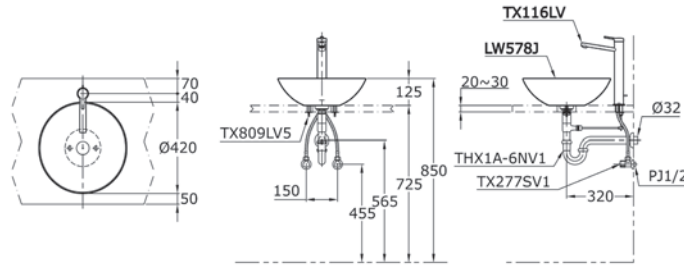
TX 809 LV5
Brackets & Screws



LW 578 J

LW 578 J
Lavatory
TX 116 LV
Lavatory Faucet
THX 1A - 6NV1
P - Trap
TX 277 SV1 (X2)
Stop Valve

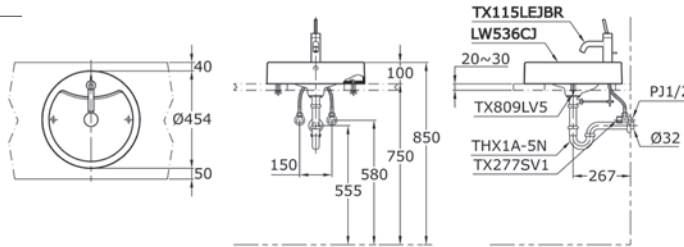
TX 809 LV5
Brackets & Screws



LW 536 CJ

LW 536 CJ
Lavatory
TX 115 LEJBR
Lavatory Faucet
THX 1A - 5N
P - Trap
TX 277 SV1 (X2)
Stop Valve

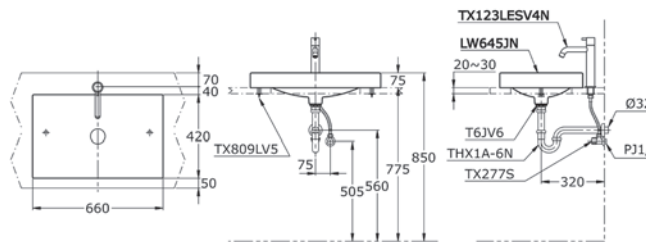
TX 809 LV5
Brackets & Screws



LW 645 JN

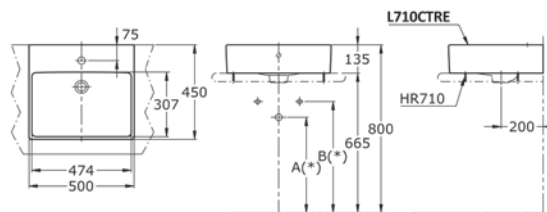
LW 645 JN
Lavatory
TX 123 LESV4N
Lavatory Faucet
T 6JV6
Waste Fitting
THX 1A - 6N
P - Trap

TX 277 S
Stop Valve
TX 809 LV5
Brackets & Screws



L 710 CTRE

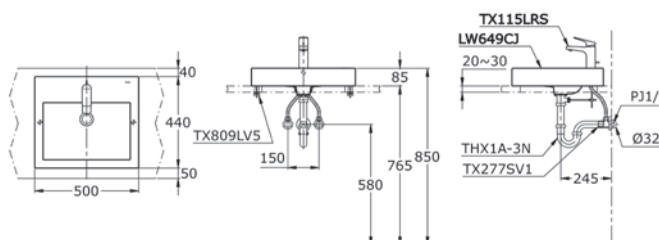
L 710 CTRE
Lavatory



LW 649 CJ

LW 649 CJ
Lavatory
TX 115 LRS
Lavatory Faucet
THX 1A - 3N
P - Trap
TX 277 SV1 (X2)
Stop Valve

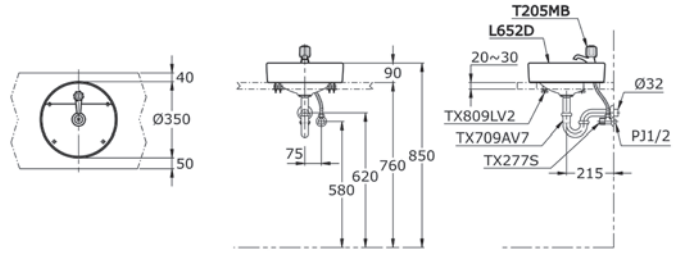
TX 809 LV5
Brackets & Screws



L 652 D

- L 652 D
- Lavatory
- T 205 MB
- Lavatory Faucet
- TX 709 AV7
- P - Trap
- TX 277 S
- Stop Valve

TX 809 LV2
Brackets & Screws

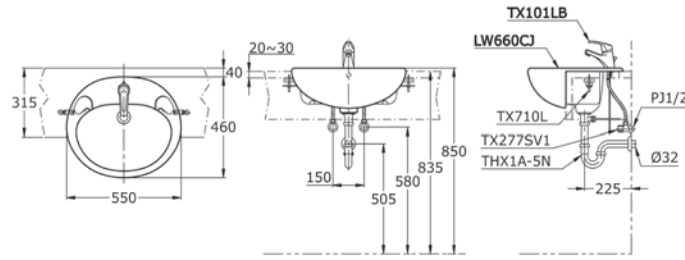


SEMI RECESSED LAVATORY

LW 660 CJ

LW 660 CJ
Lavatory
TX 101 LB
Lavatory Faucet
THX 1A - 5N
P - Trap
TX 277 SV1 (X2)
Stop Valve

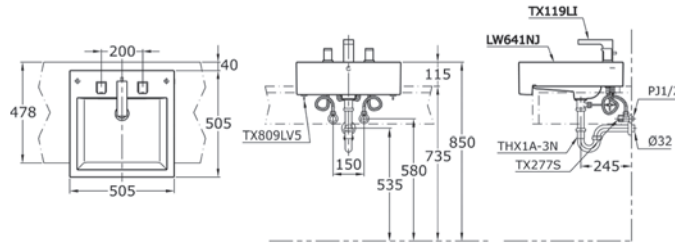
TX 710 L
Brackets & Screws



LW 641 NJ

LW 641 NJ
Lavatory
TX 119 LI
Lavatory Faucet
THX 1A - 3N
P - Trap
TX 277 S (X2)
Stop Valve

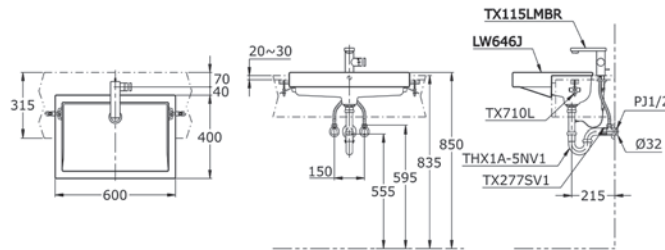
TX 809 LV5
Brackets & Screws



LW 646 J

LW 646 J
Lavatory
TX 115 LMBR
Lavatory Faucet
THX 1A - 5NV1
P - Trap
TX 277 SV1 (X2)
Stop Valve

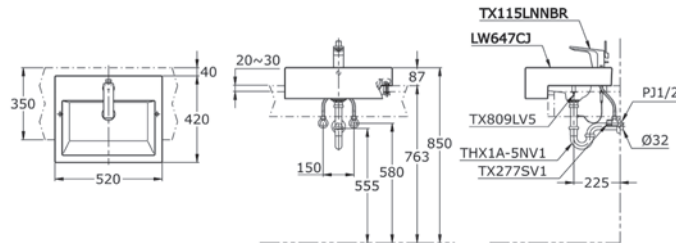
TX 710 L
Brackets & Screws



LW 647 CJ

LW 647 CJ
Lavatory
TX 115 LNNBR
Lavatory Faucet
THX 1A - 5NV1
P - Trap
TX 277 SV1 (X2)
Stop Valve

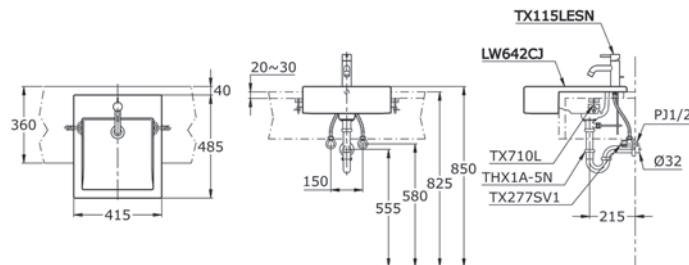
TX 809 LV5
Brackets & Screws



LW 642 CJ

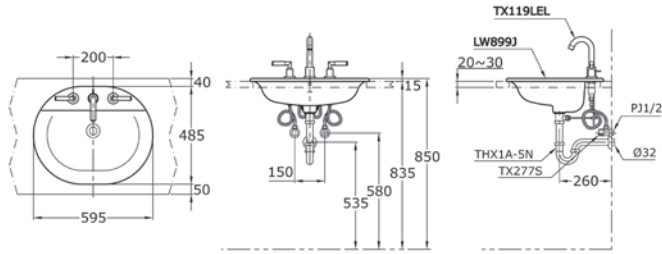
LW 642 CJ
Lavatory
TX 115 LESN
Lavatory Faucet
THX 1A - 5N
P - Trap
TX 277 SV1 (X2)
Stop Valve

TX 710 L
Brackets & Screws



LW 899 J

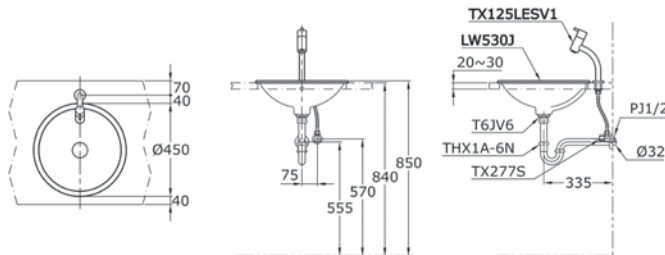
LW 899 J
Lavatory
TX 119 LEL
Lavatory Faucet
THX 1A - 5N
P - Trap
TX 277 S (X2)
Stop Valve



LW 530 J

LW 530 J
Lavatory
TX 125 LESV1
Lavatory Faucet
T 6JV6
Waste Fitting
THX 1A - 6N
P - Trap

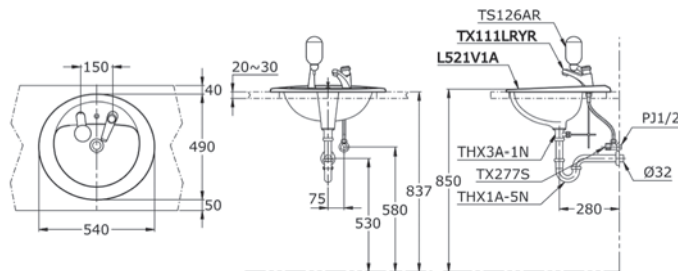
TX 277 S
Stop Valve



L 521 V1A

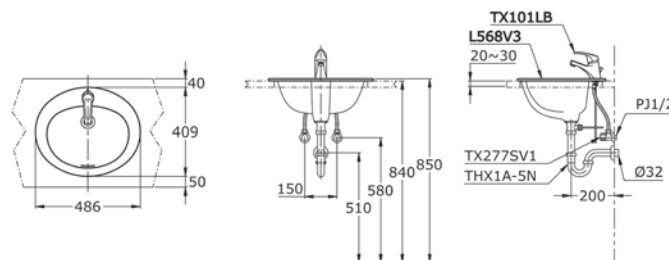
L 521 V1A
Lavatory
TX 111 LRYS
Lavatory Faucet
THX 3A - 1N
Waste Fitting
THX 1A - 5N
P - Trap

TX 277 S
Stop Valve
TS 126 AR
Soap Dispenser



L 568 V3

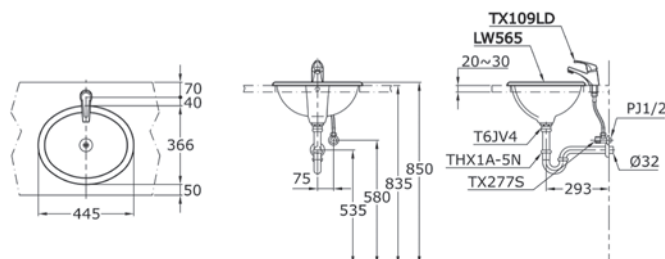
L 568 V3
Lavatory
TX 101 LB
Lavatory Faucet
THX 1A - 5N
P - Trap
TX 277 SV1 (X2)
Stop Valve



LW 565

LW 565
Lavatory
TX 109 LD
Lavatory Faucet
T 6JV4
Waste Fitting
THX 1A - 5N
P - Trap

TX 277 S
Stop Valve



LW 648 CJT1

LW 648 CJT1

Lavatory

TX 115 LNNBR

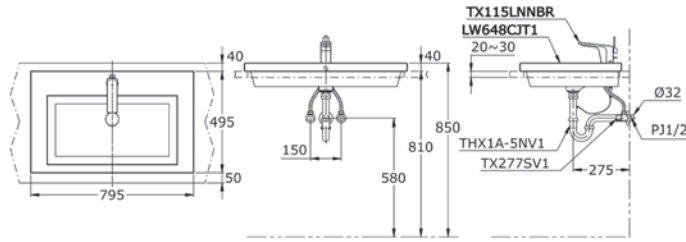
Lavatory Faucet

THX 1A - 5NV1

P - Trap

TX 277 SV1

Stop Valve



CLAYTON LW 781 J

LW 781 J

Lavatory

TX 103 LCBR

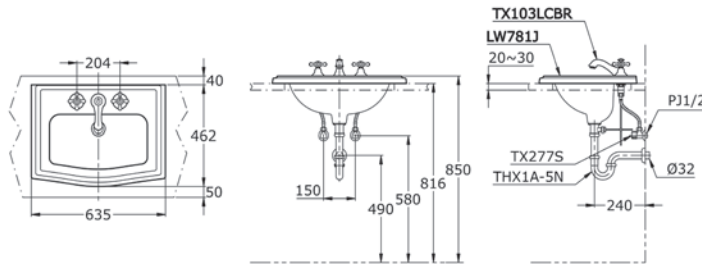
Lavatory Faucet

THX 1A - 5N

P - Trap

TX 277 S (X2)

Stop Valve



LW 538 RCB

LW 538 RCB

Lavatory

TX 108 LJ

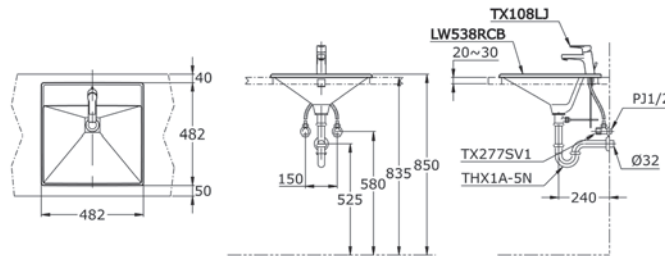
Lavatory Faucet

THX 1A - 5N

P - Trap

TX 277 SV1

Stop Valve



LW 639 CJ

LW 639 CJ

Lavatory

TX 115 LV

Lavatory Faucet

THX 1A - 5N

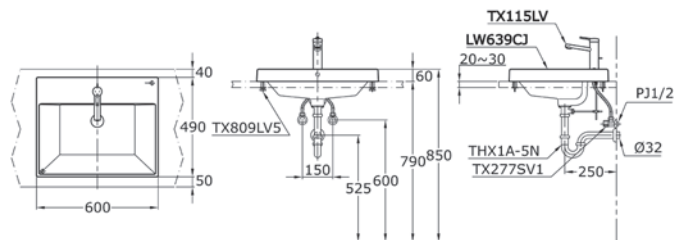
P - Trap

TX 277 SV1 (X2)

Stop Valve

TX 809 LV5

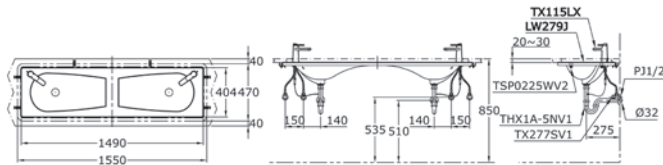
Brackets



ALISEI LW 279 J

LW 279 J
Lavatory
TX 115 LX
Lavatory Faucet
T 6 JV6
Waste Fitting
THX 1A - 5NV1
P - Trap

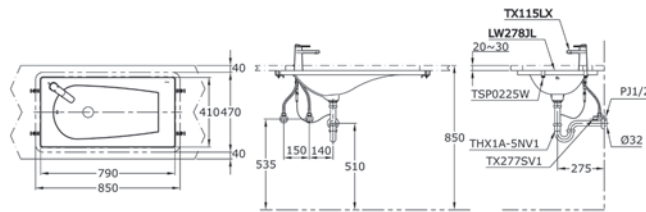
TX 277 SV1
Stop Valve
TSP 0225 W
Brackets &
Screws



ALISEI LW 278 JL

LW 278 JL
Lavatory
TX 115 LX
Lavatory Faucet
T 6 JV6
Waste Fitting
THX 1A - 5NV1
P - Trap

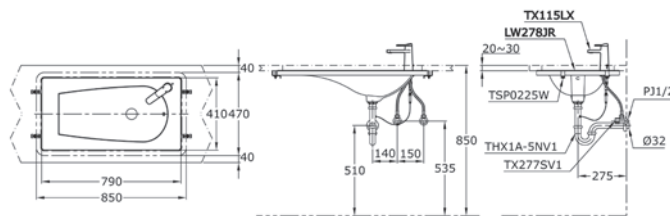
TX 277 SV1
Stop Valve
TSP 0225 W
Brackets &
Screws



ALISEI LW 278 JR

LW 278 JR
Lavatory
TX 115 LX
Lavatory Faucet
T 6 JV6
Waste Fitting
THX 1A - 5NV1
P - Trap

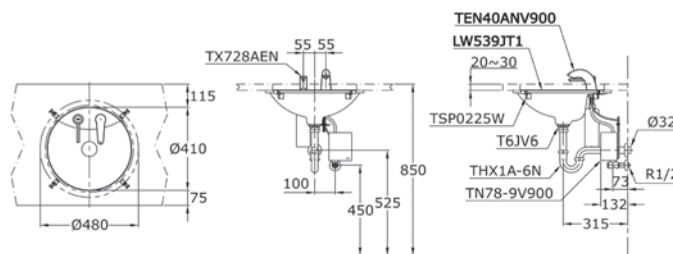
TX 277 SV1
Stop Valve
TSP 0225 W
Brackets &
Screws



LW 539 JT1

LW 539 JT1
Lavatory
TEN 40 ANV900
Lavatory Faucet
T 6 JV6
Waste Fitting
THX 1A - 6N
P - Trap

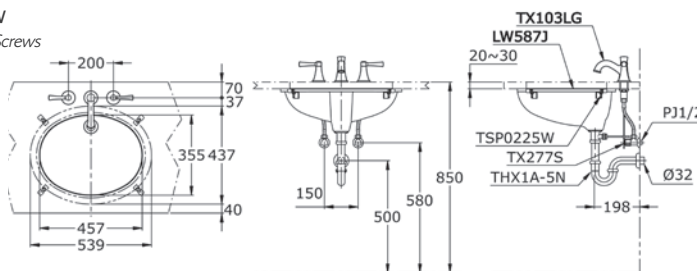
TX 728 AEN
Soap Dispenser
TSP 0225 W
Brackets & Screws



LW 587 J

LW 587 J
Lavatory
TX 103 LG
Lavatory Faucet
THX 1A - 5N
P - Trap
TX 277 S (X2)
Stop Valve

TSP 0225 W
Brackets & Screws

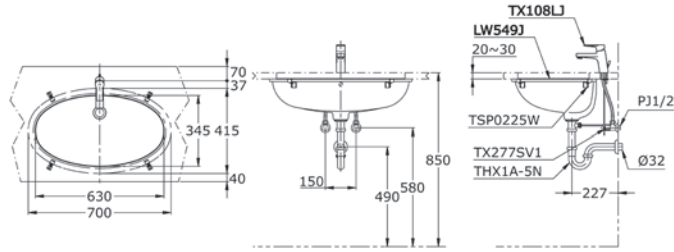


UNDER COUNTER LAVATORY

LW 549 J

LW 549 J
Lavatory
TX 108 LJ
Lavatory Faucet
THX 1A - 5N
P - Trap
TX 277 SV1 (X2)
Stop Valve

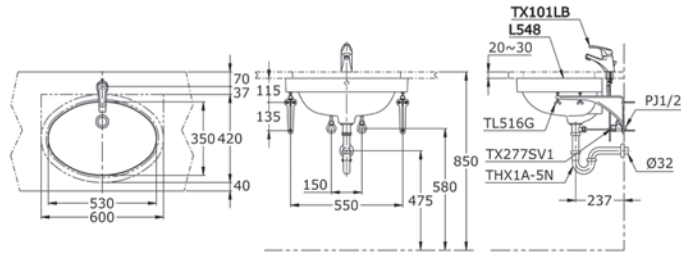
TSP 0225 W
Brackets & Screws



L 548

L 548
Lavatory
TX 101 LB
Lavatory Faucet
THX 1A - 5N
P - Trap
TX 277 SV1 (X2)
Stop Valve

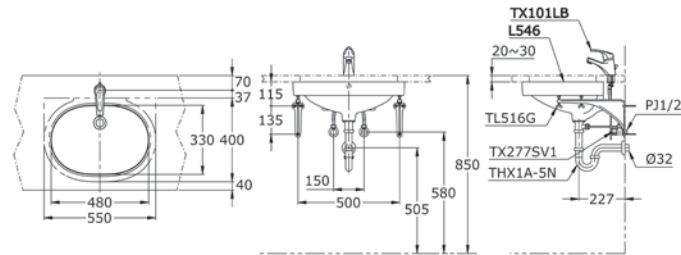
TL 516 G
Brackets & Screws



L 546

L 546
Lavatory
TX 101 LB
Lavatory Faucet
THX 1A - 5N
P - Trap
TX 277 SV1 (X2)
Stop Valve

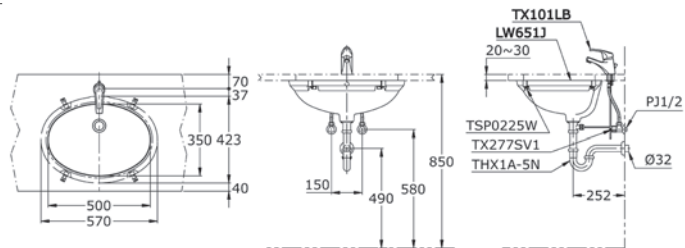
TL 516 G
Brackets & Screws



LW 651 J

LW 651 J
Lavatory
TX 101 LB
Lavatory Faucet
THX 1A - 5N
P - Trap
TX 277 SV1 (X2)
Stop Valve

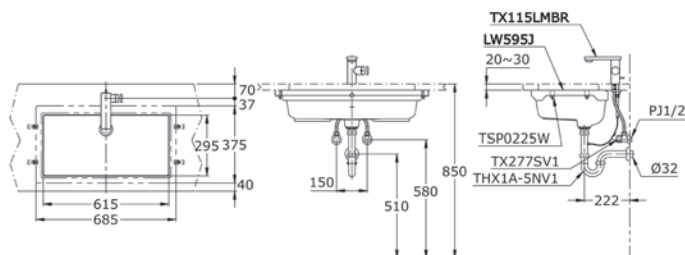
TSP 0225 W
Brackets & Screws



LW 595 J

LW 595 J
Lavatory
TX 115 LMBR
Lavatory Faucet
THX 1A - 5NV1
P - Trap
TX 277 SV1 (X2)
Stop Valve

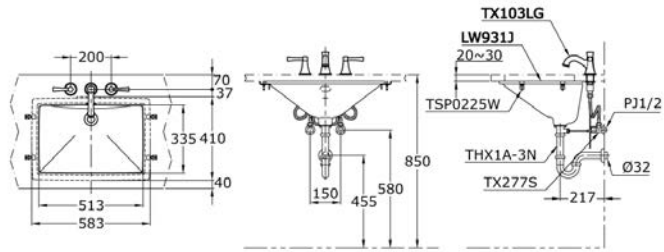
TSP 0225 W
Brackets & Screws



WENZAL LW 931 J

LW 931 J
 Lavatory
 TX 103 LG
 Lavatory Faucet
 THX 1A - 3N
 P - Trap
 TX 277 S (X2)
 Stop Valve

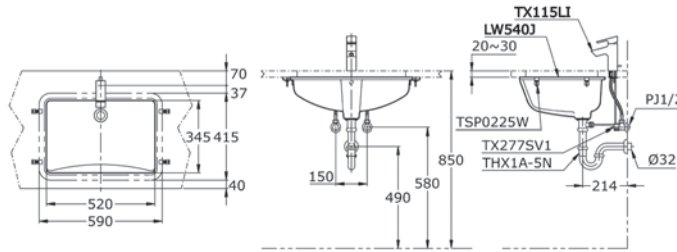
TSP 0225 W
 Brackets & Screws



LW 540 J

LW 540 J
 Lavatory
 TX 115 LI
 Lavatory Faucet
 THX 1A - 5N
 P - Trap
 TX 277 SV1 (X2)
 Stop Valve

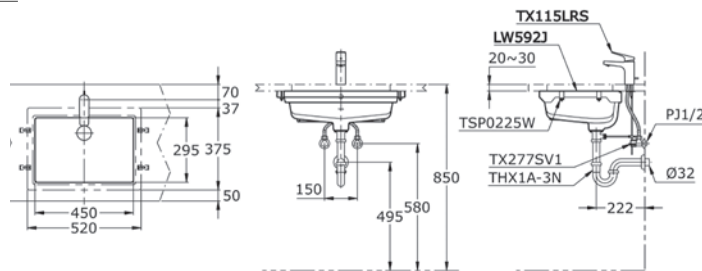
TSP 0225 W
 Brackets & Screws



LW 592 J

LW 592 J
 Lavatory
 TX 115 LRS
 Lavatory Faucet
 THX 1A - 3N
 P - Trap
 TX 277 SV1 (X2)
 Stop Valve

TSP 0225 W
 Brackets & Screws

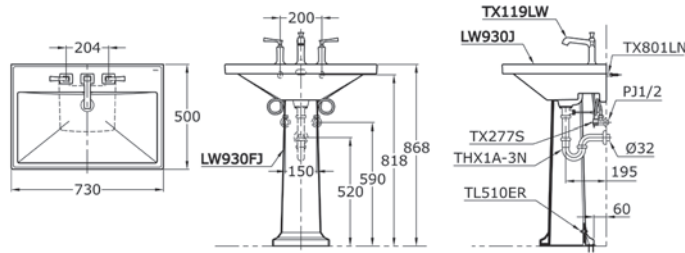


PEDESTAL LAVATORY

WENZAL LW 930 J / LW 930 FJ

LW 930 J
Lavatory
LW 930 FJ
Pedestal
TX 119 LW
Lavatory Faucet
THX 1A - 3N
P - Trap

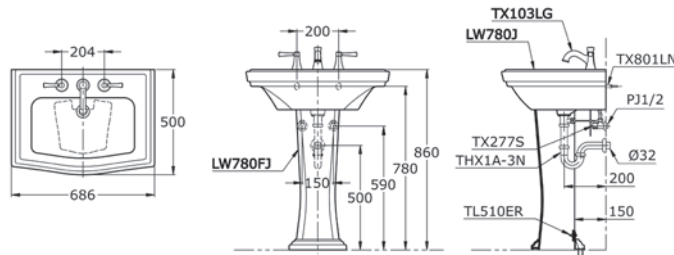
TX 277 S (X2)
Stop Valve
TX 801 LN
Mounting Bolts



CLAYTON LW 780 J / LW 780 FJ

LW 780 J
Lavatory
LW 780 FJ
Pedestal
TX 103 LG
Lavatory Faucet
THX 1A - 3N
P - Trap

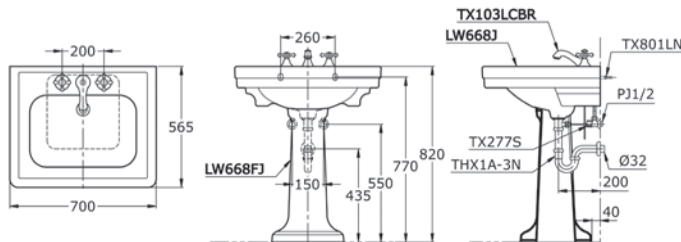
TX 277 S (X2)
Stop Valve
TX 801 LN
Mounting Bolts
TL 510 ER
Brackets & Screws



MEMORY LW 668 J / LW 668 FJ

LW 668 J
Lavatory
LW 668 FJ
Pedestal
TX 103 LCBR
Lavatory Faucet
THX 1A - 3N
P - Trap

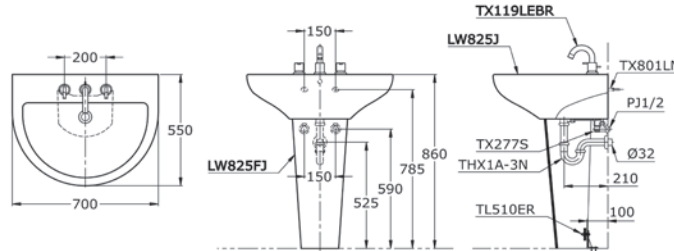
TX 277 S (X2)
Stop Valve
TX 801 LN
Mounting Bolts



VISION LW 825 J / LW 825 FJ

LW 825 J
Lavatory
LW 825 FJ
Pedestal
TX 119 LEBR
Lavatory Faucet
THX 1A - 3N
P - Trap

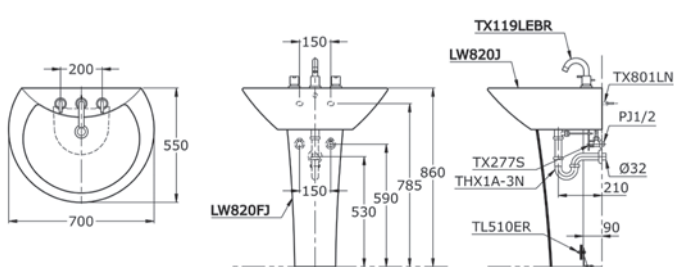
TX 277 S (X2)
Stop Valve
TX 801 LN
Mounting Bolts
TL 510 ER
Brackets & Screws



AVANTE LW 820 J / LW 820 FJ

LW 820 J
Lavatory
LW 820 FJ
Pedestal
TX 119 LEBR
Lavatory Faucet
THX 1A - 3N
P - Trap

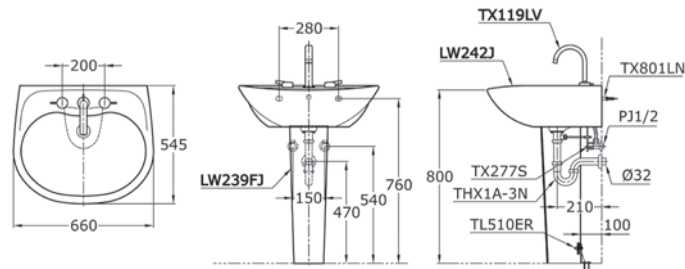
TX 277 S (X2)
Stop Valve
TX 801 LN
Mounting Bolts
TL 510 ER
Brackets & Screws



LW 242 J / LW 239 FJ

LW 242 J
Lavatory
LW 239 FJ
Pedestal
TX 119 LV
Lavatory Faucet
THX 1A - 3N
P - Trap

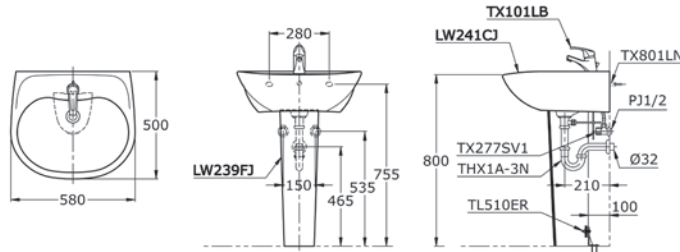
TX 277 S (X2)
Stop Valve
TX 801 LN
Mounting Bolts
TL 510 ER
Brackets & Screws



LW 241 CJ / LW 239 FJ

LW 241 CJ
Lavatory
LW 239 FJ
Pedestal
TX 101 LB
Lavatory Faucet
THX 1A - 3N
P - Trap

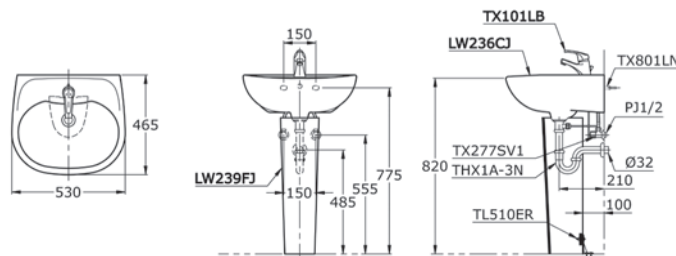
TX 277 SV1 (X2)
Stop Valve
TX 801 LN
Mounting Bolts
TL 510 ER
Brackets & Screws



LW 236 CJ / LW 239 FJ

LW 236 CJ
Lavatory
LW 239 FJ
Pedestal
TX 101 LB
Lavatory Faucet
THX 1A - 3N
P - Trap

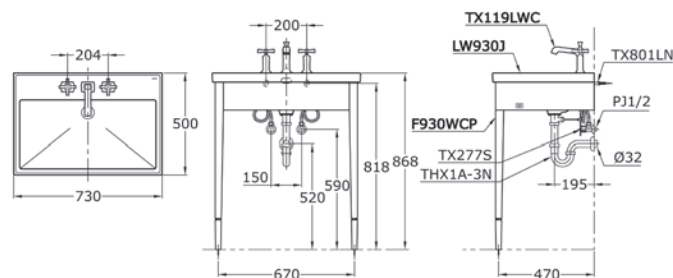
TX 277 SV1 (X2)
Stop Valve
TX 801 LN
Mounting Bolts
TL 510 ER
Brackets & Screws



LW 930 J / F 930 WCP

LW 930 J
Lavatory
F 930 WCP
Pedestal
TX 119 LWC
Lavatory Faucet
THX 1A - 3N
P - Trap

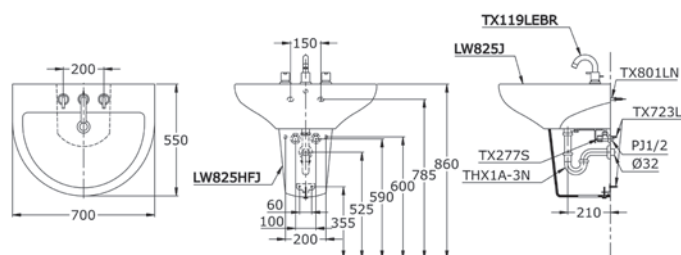
TX 277 S (X2)
Stop Valve
TX 801 LN
Mounting Bolts
TX 723 L
Brackets & Screws



VISION LW 825 J / LW 825 HFJ

LW 825 J
Lavatory
LW 825 HFJ
Pedestal
TX 119 LEBR
Lavatory Faucet
THX 1A - 3N
P - Trap

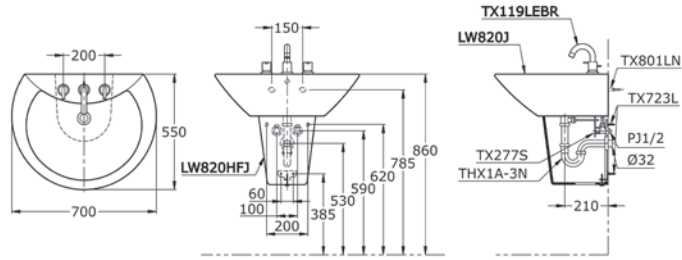
TX 277 S (X2)
Stop Valve
TX 801 LN
Mounting Bolts
TX 723 L
Brackets & Screws



PEDESTAL LAVATORY

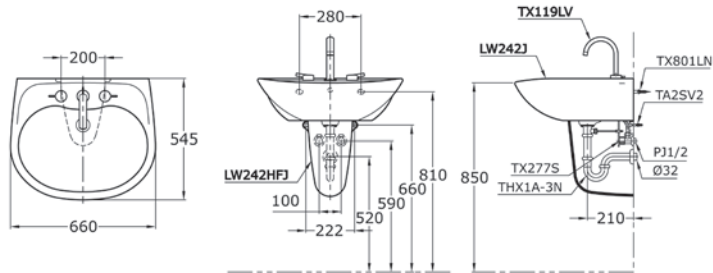
AVANTE LW 820 J / LW 820 HFJ

LW 820 J	TX 277 S (X2)
Lavatory	Stop Valve
LW 820 HFJ	TX 801 LN
Pedestal	Mounting Bolts
TX 119 LEBR	TX 723 L
Lavatory Faucet	Brackets & Screws
THX 1A - 3N	
P - Trap	



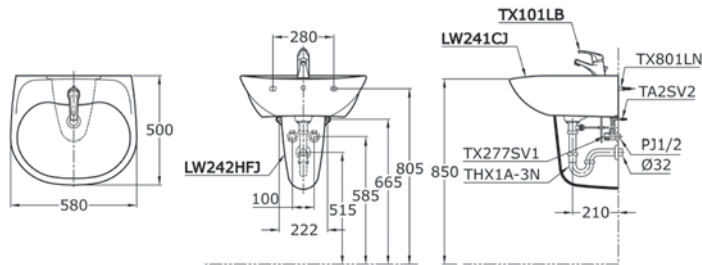
LW 242 J / LW 242 HFJ

LW 242 J	TX 277 S (X2)
Lavatory	Stop Valve
LW 242 HFJ	TX 801 LN
Pedestal	Mounting Bolts
TX 119 LV	TA 2 SV2(X2)
Lavatory Faucet	Screws & Caps
THX 1A - 3N	
P - Trap	



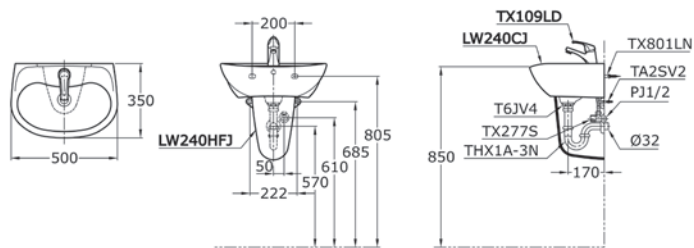
LW 241 Cj / LW 242 HFJ

LW 241 Cj	TX 277 SV1 (X2)
Lavatory	Stop Valve
LW 242 HFJ	TX 801 LN
Pedestal	Mounting Bolts
TX 101 LB	TA 2 SV1 (X2)
Lavatory Faucet	Screws & Caps
THX 1A - 3N	
P - Trap	



LW 240 Cj / LW 240 HFJ

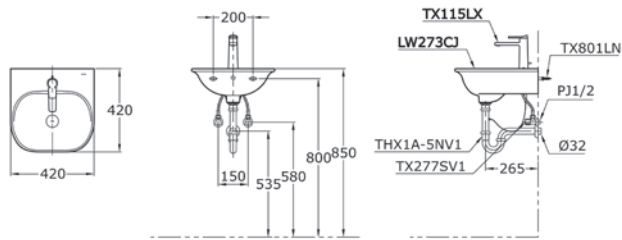
LW 240 Cj	THX 1A - 3N
Lavatory	P - Trap
LW 240 HFJ	TX 277 S
Pedestal	Stop Valve
TX 109 LD	TX 801 LN
Lavatory Faucet	Mounting Bolts
T 6 JV4	TA 2 SV1 (X2)
Waste Fitting	Screws & Caps



ALISEI LW 273 CJ

LW 273 CJ
Lavatory
TX 115 LX
Lavatory Faucet
THX 1 A-5NV1
P-Trap
TX 277 SV1W
Stop Valve

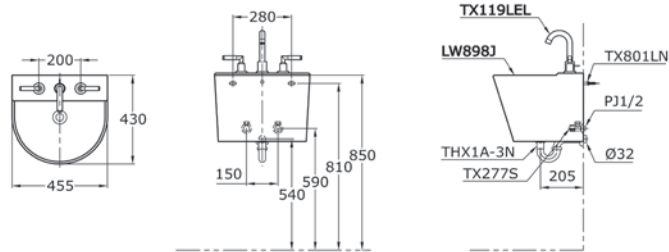
TX 801 LN
Mounting Bolts



OMNI* LW 898 J

LW 898 J
Lavatory
TX 119 LEL
Lavatory Faucet
THX 1 A-3N
P-Trap
TX 277 S (X2)
Stop Valve

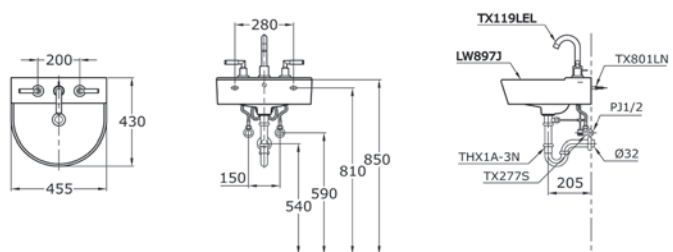
TX 801 LN
Mounting Bolts



OMNI* LW 897 J

LW 897 J
Lavatory
TX 119 LEL
Lavatory Faucet
THX 1 A-3N
P-Trap
TX 277 S (X2)
Stop Valve

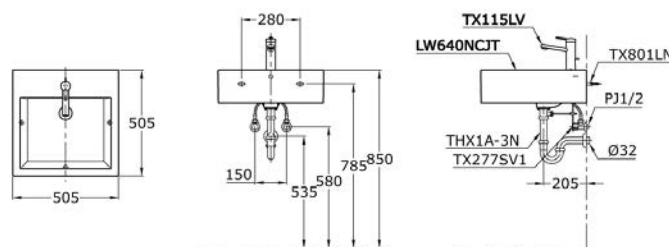
TX 801 LN
Mounting Bolts



LW 640 NCJT

LW 640 NCJT
Lavatory
TX 115 LV
Lavatory Faucet
THX 1A-3N
P-Trap
TX 277 SV1 (X2)
Stop Valve

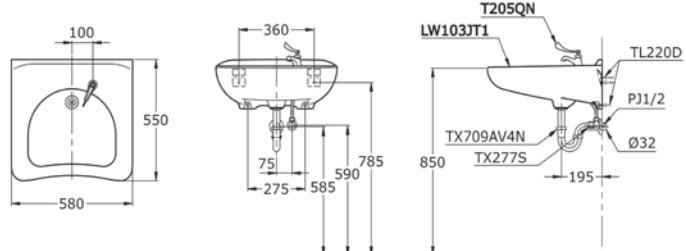
TX 801 LN
Mounting Bolts



LW 103 JT1

LW 103 JT1
Lavatory
T 205 QN
Lavatory Faucet
TX 709 AV4N
Waste Fitting
TX 277 S
Stop Valve

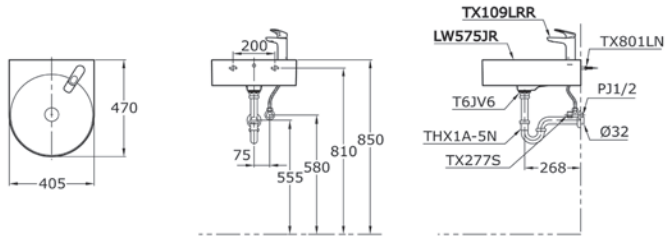
TL 220 D
Hangers & Screws



LW 575 JR

LW 575 JR
Lavatory
TX 109 LRR
Lavatory Faucet
T 6 JV6
Waste Fitting
THX 1A-5N
P-Trap

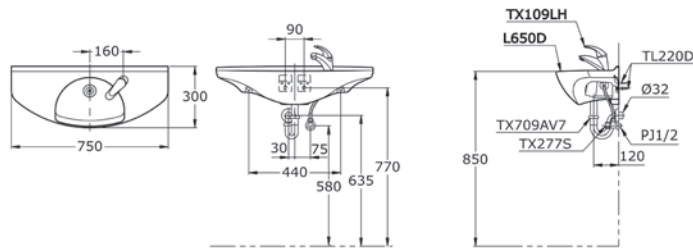
TX 277 S
Stop Valve
TX 801 LN
Mounting Bolts



L 650 D

L 650 D
Lavatory
TX 109 LH
Lavatory Faucet
TX 709 AV7
Waste Fitting
TX 277 S
Stop Valve

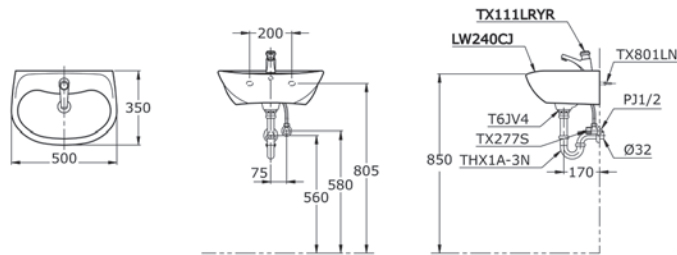
TL 220 D
Hangers & Screws



LW 240 CJ

LW 240 CJ
Lavatory
TX 111 LRYR
Lavatory Faucet
T 6 JV4
Waste Fitting
THX 1A - 3N
P - Trap

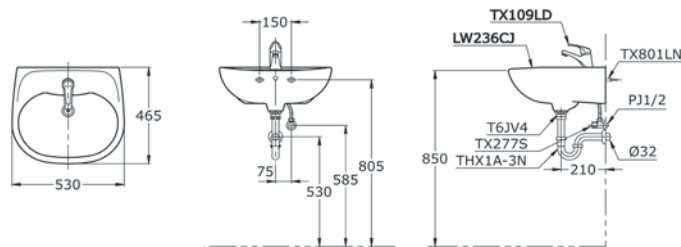
TX 277 S
Stop Valve
TX 801 LN
Mounting Bolts



LW 236 CJ

LW 236 CJ
Lavatory
TX 109 LD
Lavatory Faucet
T 6 JV4
Waste Fitting
THX 1A - 3N
P - Trap

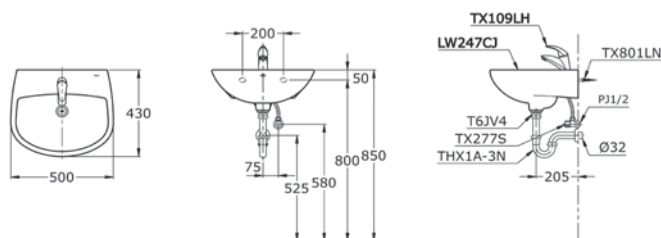
TX 277 S
Stop Valve
TX 801 LN
Mounting Bolts



LW 247 CJ

LW 247 CJ
Lavatory
TX 109 LH
Lavatory Faucet
T 6 JV4
Waste Fitting
THX 1A - 3N
P - Trap

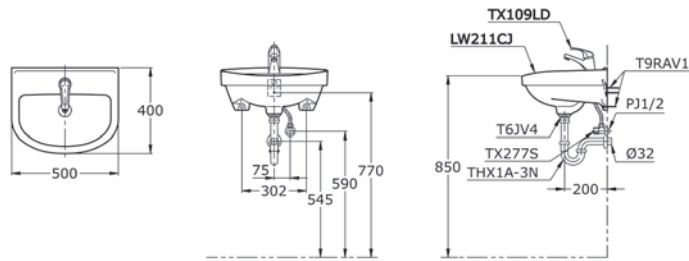
TX 277 S
Stop Valve
TX 801 LN
Mounting Bolts



LW 211 CJ

LW 211 CJ
Lavatory
TX 109 LD
Lavatory Faucet
T 6 JV4
Waste Fitting
THX 1A - 3N
P - Trap

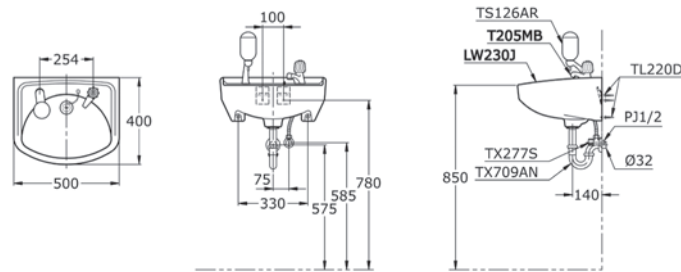
TX 277 S
Stop Valve
T 9 RAV1
Hangers & Screws



LW 230 J

LW 230 J
Lavatory
T 205 MB
Lavatory Faucet
TX 709 AN
Waste Fitting
TX 277 S
Stop Valve

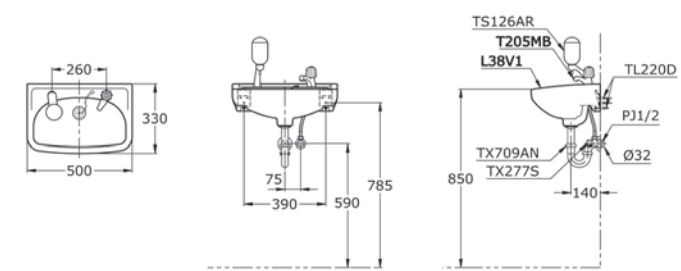
TS 126 AR
Soap Dispenser
TL 220 D
Hangers & Screws



L 38 V1

L 38 V1
Lavatory
T 205 MB
Lavatory Faucet
TX 709 AN
Waste Fitting
TX 277 S
Stop Valve

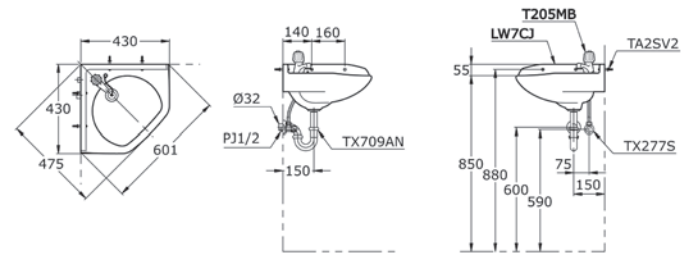
TS 126 AR
Soap Dispenser
TL 220 D
Hangers & Screws



LW 7 CJ

LW 7 CJ
Lavatory
T 205 MB
Lavatory Faucet
TX 709 AN
Waste Fitting
TX 277 S
Stop Valve

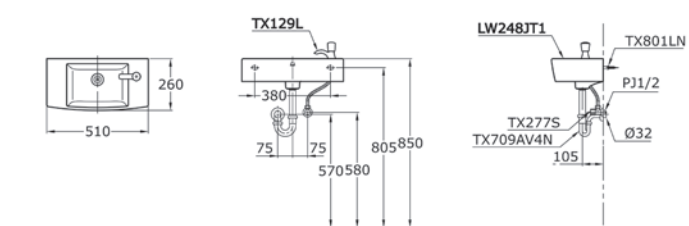
TA 2 SV2 (X4)
Screws & Caps



LW 248 JT1

LW 248 JT1
Lavatory
TX 129 L
Lavatory Faucet
TX 709 AV4N
P - Trap
TX 277 S
Stop Valve

TX 801 LN
Mounting Bolts



L 529 V1

L 529 V1

Lavatory

T 205 MB

Lavatory Faucet

TX 709 AN

Waste Fitting

TX 277 S

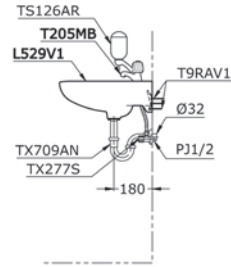
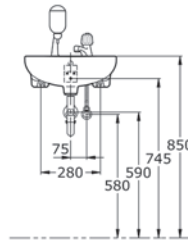
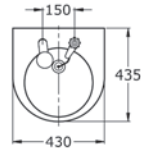
Stop Valve

TS 126 AR

Soap Dispenser

T 9 RAV1

Hangers & Screws



LW 246 J

LW 246 J

Lavatory

TX 129 L

Lavatory Faucet

TX 709 AV7

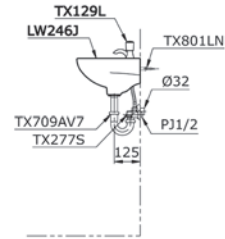
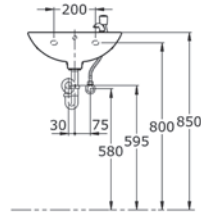
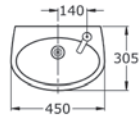
Waste Fitting

TX 277 S

Stop Valve

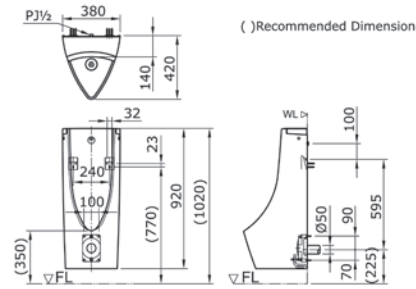
TX 801 LN

Mounting Bolts



USWN 900 A

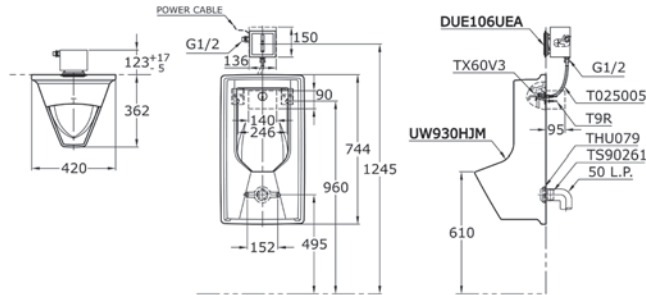
USWN 900 A
Wall Hung Urinal



UW 930 HJM

UW 930 HJM
Wall Hung Urinal
DUE 106 UEA
Urinal Sensor
Flush Valve
T025005
Flexible Hose
THU 079
Wall Flange

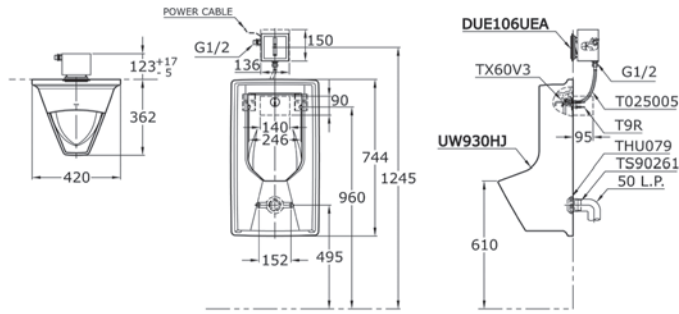
T S90261
T-joint
T 9 R
Hangers & Screws



UW 930 HJ

UW 930 HJ
Wall Hung Urinal
DUE 106 UEA
Urinal Sensor
Flush Valve
T025005
Flexible Hose
THU 079
Wall Flange

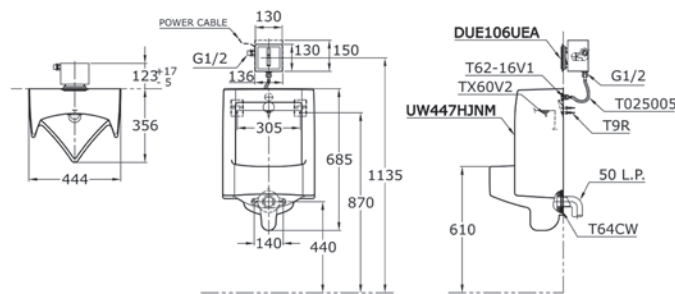
T S90261
T-joint
T 9 R
Hangers & Screws



UW 447 HJNM

UW 447 HJNM
Wall Hung Urinal
DUE 106 UEA
Urinal Sensor Flush
Valve
T 025005
Flexible Hose
T 62 - 16V1
Inlet Spud

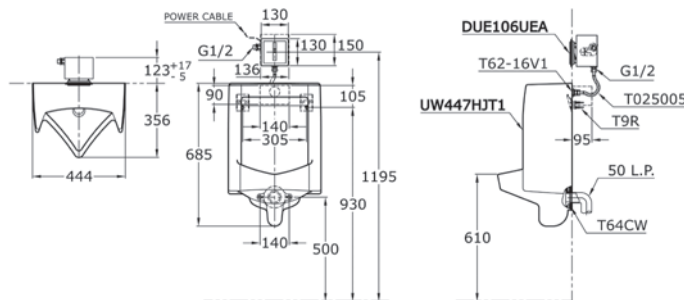
T 64 CW
Wall Flange W/
Seal Gasket
T 9 R
Hangers & Screws



UW 447 HJT1

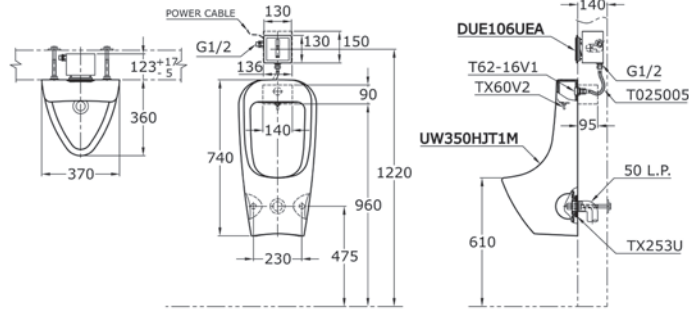
UW 447 HJT1
Wall Hung Urinal
DUE 106 UEA
Urinal Sensor Flush
Valve
T 025005
Flexible Hose
T 62 - 16V1
Inlet Spud

T 64 CW
Wall Flange W/
Seal Gasket
T 9 R
Hangers & Screws



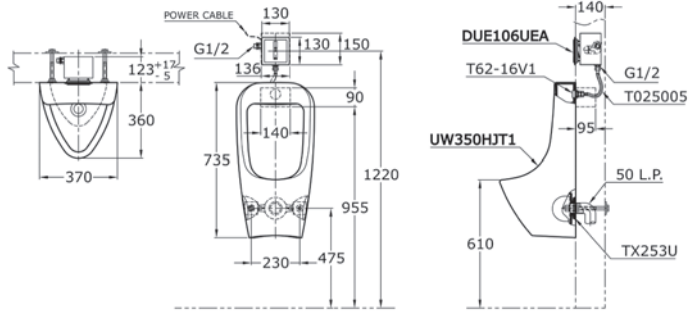
UW 350 HJT1M

UW 350 HJT1M TX 253 U
 Wall Hung Urinal Wall Flange
 DUE106 UEA
 Urinal Sensor Flush Valve
 T 025005
 Flexible Hose
 T 62 - 16V1
 Inlet Spud



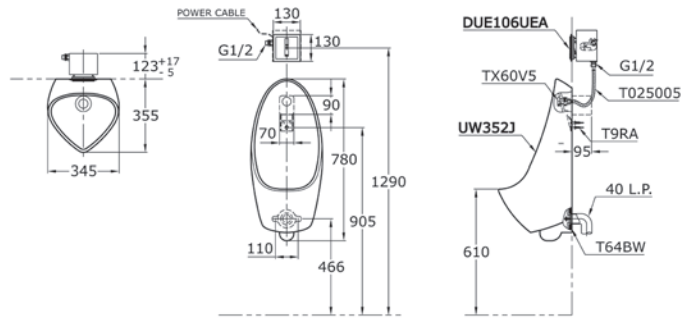
UW 350 HJT1

UW 350 HJT1 TX 253 U
 Wall Hung Urinal Wall Flange
 DUE106 UEA
 Urinal Sensor Flush Valve
 T 025005
 Flexible Hose
 T 62 - 16V1
 Inlet Spud



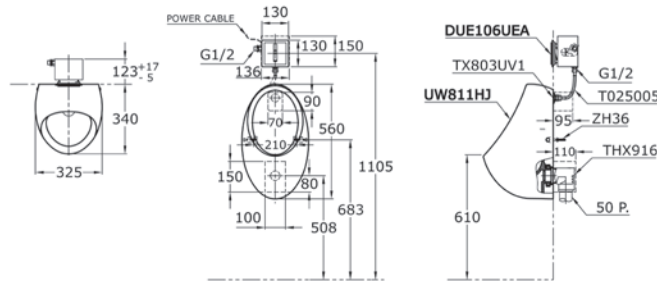
UW 352 J

UW 352 J T 9 RA
 Wall Hung Urinal Hangers & Screws
 DUE106 UEA
 Urinal Sensor Flush Valve
 T 025005
 Flexible Hose
 T 64 BW
 Wall Flange W/ Seal Gasket



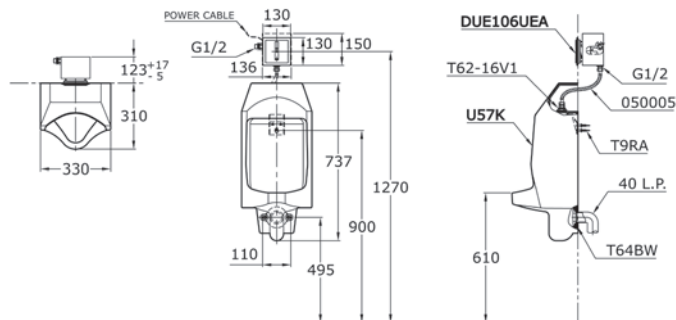
UW 811 HJ

UW 811 HJ THX 916
 Wall Hung Urinal Slip in Connector
 DUE106 UEA ZH 36
 Urinal Sensor Flush Bracket
 Valve
 T 025005
 Flexible Hose
 TX 803 UV1
 Inlet Spud



U 57 K

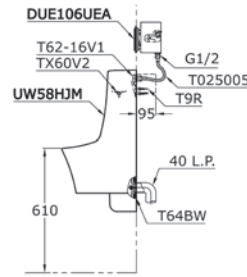
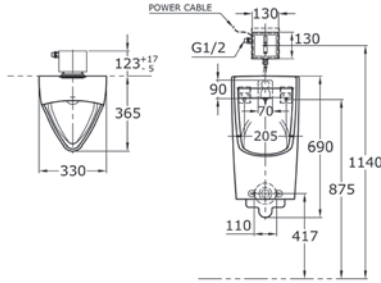
U 57 K T 64 BW
 Wall Hung Urinal Wall Flange W/ Seal Gasket
 DUE106 UEA
 Urinal Sensor Flush Valve
 T 9 RA
 Hangers & Screws
 050005
 Flexible Hose
 T 62 - 16 V1
 Inlet Spud



UW 58 HJM

UW 58 HJM
 Wall Hung Urinal
DUE 106 UEA
 Urinal Sensor
 Flush Valve
T025005
 Flexible Hose
T 64 BW
 Wall Flange

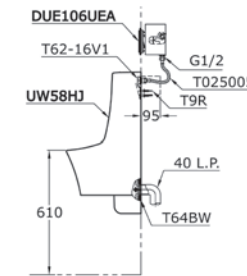
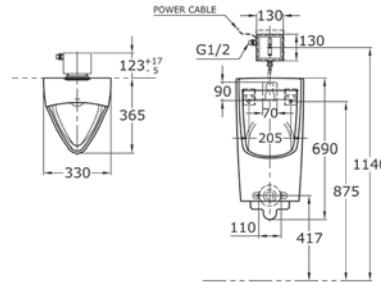
TS 90261
 T-joint
T 9 R
 Hangers & Screws



UW 58 HJ

UW 58 HJ
 Wall Hung Urinal
DUE 106 UEA
 Urinal Sensor
 Flush Valve
T025005
 Flexible Hose
T 64 BW
 Wall Flange

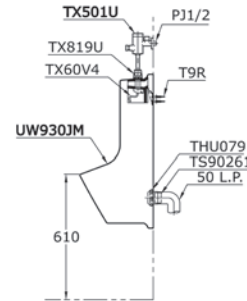
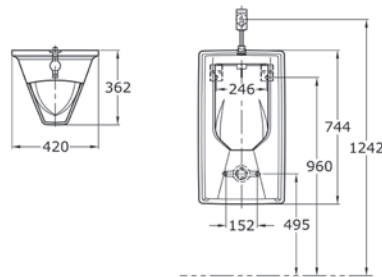
TS 90261
 T-joint
T 9 R
 Hangers & Screws



UW 930 JM

UW 930 JM
 Wall Hung Urinal
TX 501 U
 Flush Valve
TX 819 U
 Cover
THU 079
 Wall Flange

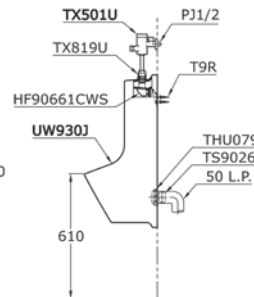
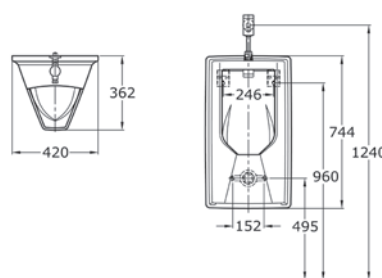
TS 90261
 T-joint
T 9 R
 Hangers & Screws



UW 930 J

UW 930 J
 Wall Hung Urinal
TX 501 U
 Flush Valve
TX 819 U
 Cover
THU 079
 Wall Flange

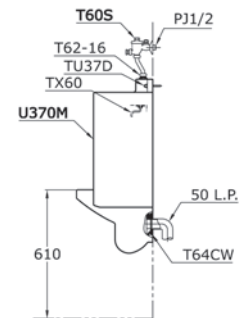
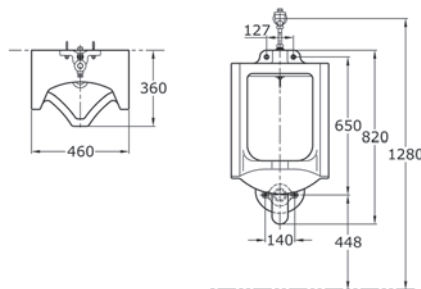
TS 90261
 T-joint
T 9 R
 Hangers & Screws



U 370 M

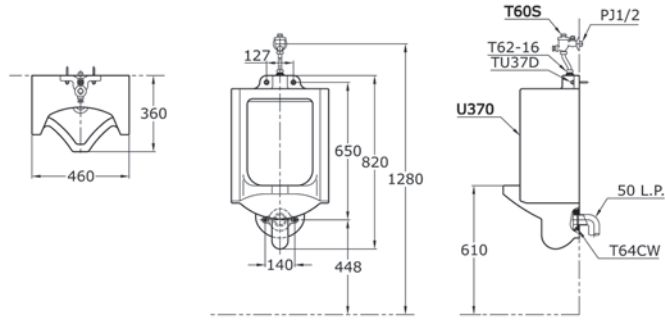
U 370 M
 Wall Hung Urinal
T 60 S
 Flush Valve
T 62 - 16
 Inlet Spud
TU 37 D
 Mounting Bolt

T 64 CW
 Wall Flange W/
 Seal Gasket



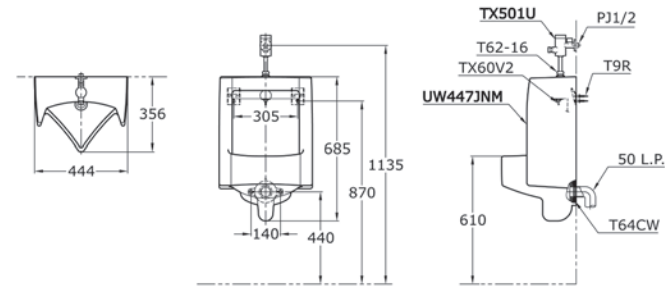
U 370

U 370
 Wall Hung Urinal
T 60 S
 Flush Valve
T 62 - 16
 Inlet Spud
TU 37 D
 Mounting Bolt
T 64 CW
 Wall Flange W/
 Seal Gasket



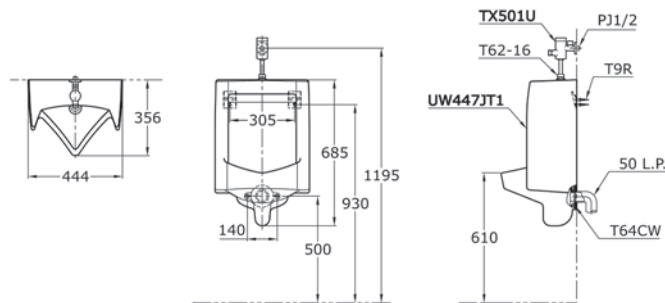
UW 447 JNM

UW 447 JNM
 Wall Hung Urinal
TX 501 U
 Flush Valve
T 62 - 16
 Inlet Spud
T 64 CW
 Wall Flange W/
 Seal Gasket
T 9 R
 Hangers & Screws



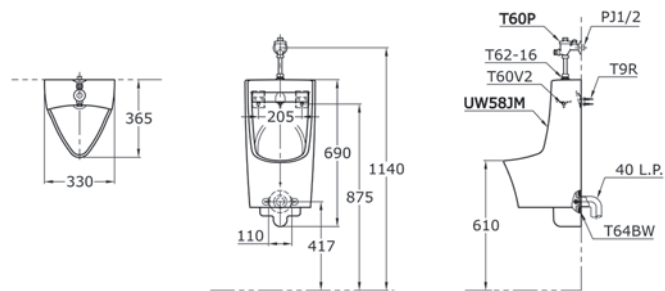
UW 447 JT1

UW 447 JT1
 Wall Hung Urinal
TX 501 U
 Flush Valve
T 62 - 16
 Inlet Spud
T 64 CW
 Wall Flange W/
 Seal Gasket
T 9 R
 Hangers & Screws



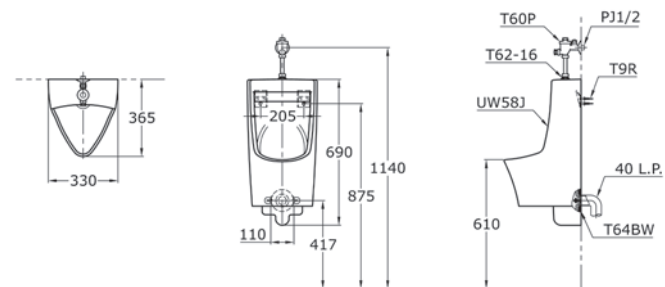
UW 58 JM

UW 58 JM
 Wall Hung Urinal
T 60 P
 Flush Valve
T 62 - 16
 Inlet Spud
T 64 BW
 Wall Flange W/
 Seal Gasket
T 9 R
 Hangers & Screws



UW 58 J

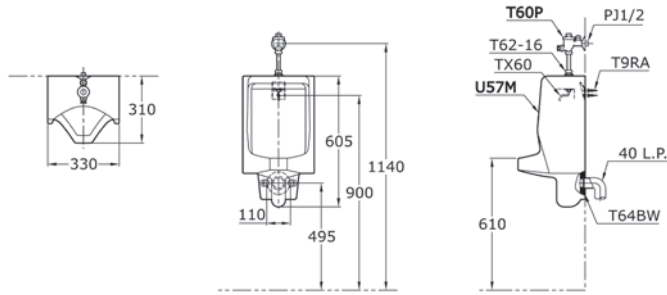
UW 58 J
 Wall Hung Urinal
T 60 P
 Flush Valve
T 62 - 16
 Inlet Spud
T 64 BW
 Wall Flange W/
 Seal Gasket
T 9 R
 Hangers & Screws



U 57 M

U 57 M
 Wall Hung Urinal
T 60 P
 Flush Valve
T 62 - 16
 Inlet Spud
T 64 BW
 Wall Flange W/ Seal
 Gasket

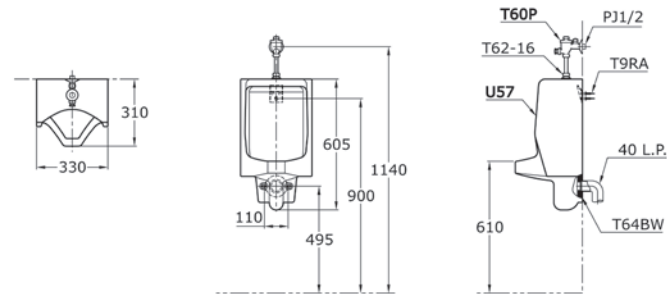
T 9 RA
 Hangers & Screws



U 57

U 57
 Wall Hung Urinal
T 60 P
 Flush Valve
T 62 - 16
 Inlet Spud
T 64 BW
 Wall Flange W/ Seal
 Gasket

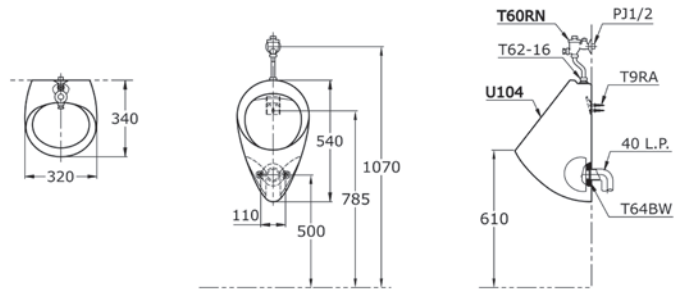
T 9 RA
 Hangers & Screws



U 104

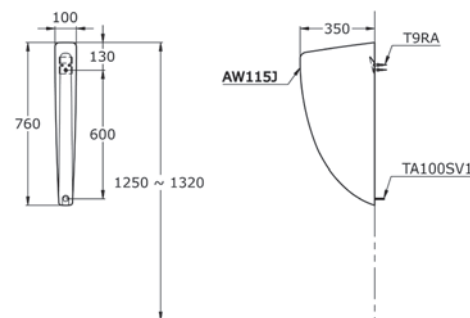
U 104
 Wall Hung Urinal
T 60 RN
 Flush Valve
T 62 - 16
 Inlet Spud
T 64 BW
 Wall Flange W/
 Seal Gasket

T 9 RA
 Hangers & Screws



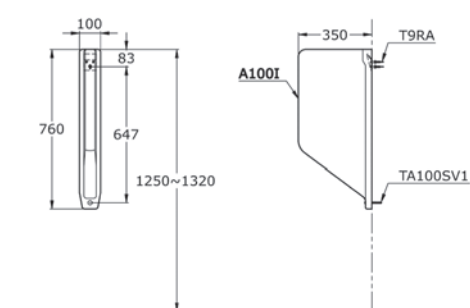
AW 115 J

AW 115 J
 Urinal Partition
T 9 RA
 Hangers & Screws
TA 100 SV1
 Screws & Caps



A 100

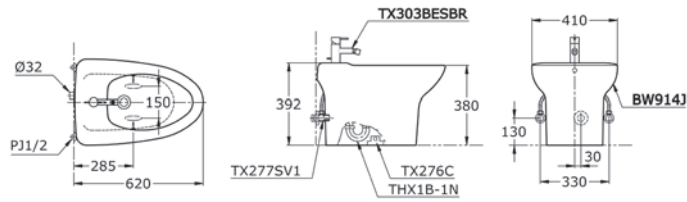
A 100
 Urinal Partition
T 9 RA
 Hangers & Screws
TA 100 SV1
 Screws & Caps



BW 914 J

BW 914 J
Bidet
TX 303 BESBR
Single Lever Bidet
THX 1B - 1N
P - Trap
TX 277 SV1 (X2)
Stop Valve

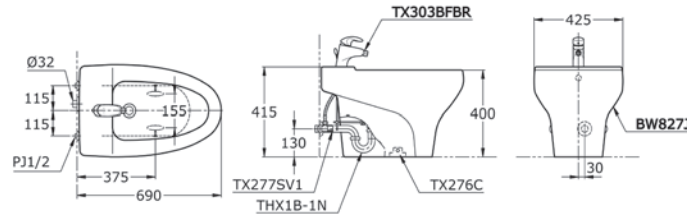
TX 276 C
Fixing Bracket



VISION BW 827 J

BW 827 J
Bidet
TX 303 BFBR
Single Lever Bidet
THX 1B - 1N
P - Trap
TX 277 SV1 (X2)
Stop Valve

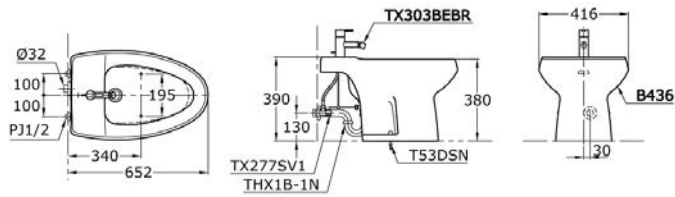
TX 276 C
Fixing Bracket



SUPERIOR B 436

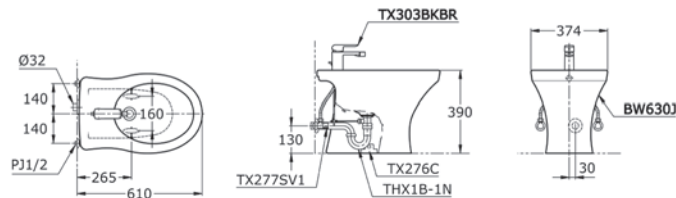
B 436
Bidet
TX 303 BEBR
Single Lever Bidet
THX 1B - 1N
P - Trap
TX 277 SV1 (X2)
Stop Valve

T 53 DSN
Screws & Caps



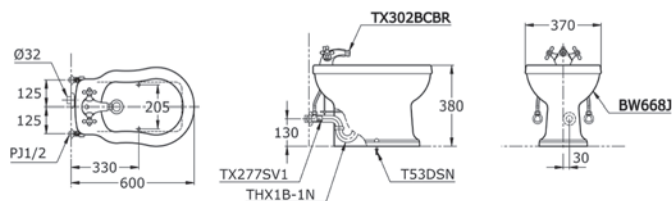
BW 630 J

BW 630 J
Bidet
TX 303 BKBR
Single Lever Bidet
THX 1B - 1N
P - Trap
TX 277 SV1 (X2)
Stop Valve
TX 276 C
Fixing Bracket



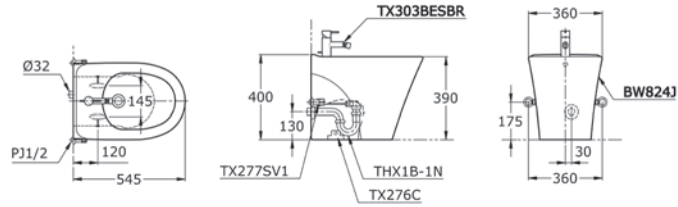
MEMORY BW 668 J

BW 668 J
Bidet
TX 302 BCBR
Single Hole Bidet
THX 1B - 1N
P - Trap
TX 277 SV1 (X2)
Stop Valve
T 53 DSN
Screws & Caps



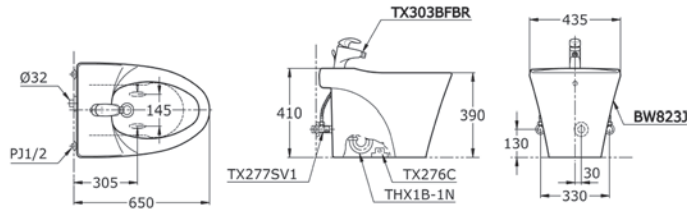
AVANTE BW 824 J

BW 824 J
 Bidet
 TX 303 BESBR
 Single Lever Bidet
 THX 1B - 1N
 P - Trap
 TX 277 SV1 (X2)
 Stop Valve
 TX 276 C
 Fixing Bracket



AVANTE BW 823 J

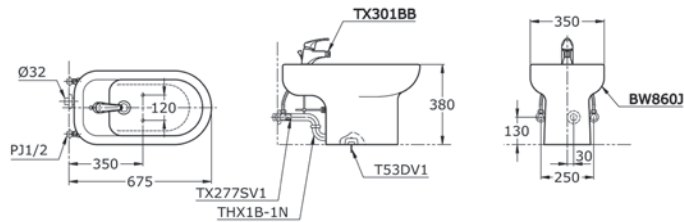
BW 823 J
 Bidet
 TX 303 BFBR
 Single Lever Bidet
 THX 1B - 1N
 P - Trap
 TX 277 SV1 (X2)
 Stop Valve
 TX 276 C
 Fixing Bracket



BW 860 J

BW 860 J
 Bidet
 TX 301 BB
 Single Lever Bidet
 THX 1B - 1N
 P - Trap
 TX 277 SV1 (X2)
 Stop Valve

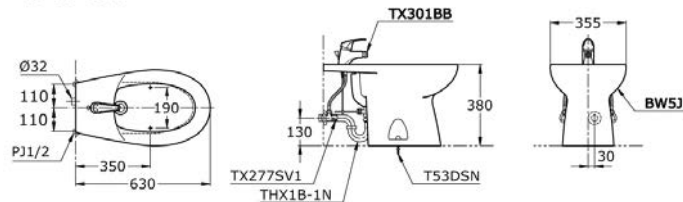
T 53 DV1
 Screws & Caps



BW 5 J

BW 5 J
 Bidet
 TX 301BB
 Single Lever Bidet
 THX 1B - 1N
 P - Trap
 TX 277 SV1 (X2)
 Stop Valve

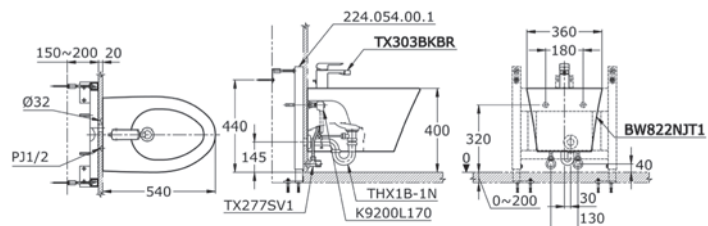
T 53 DSN
 Screws & Caps



AVANTE BW 822 NJT1

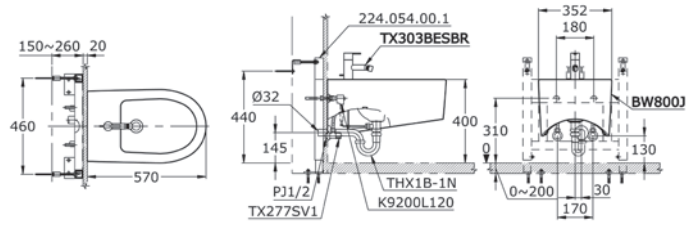
BW 822 NJT1
 Bidet
 TX 303 BKBR
 Single Lever Bidet
 224.054.00.1
 Chair Bracket
 THX 1B - 1N
 P - Trap

TX 277 SV1 (X2)
 Stop Valve
 K 9200 L170
 Fixing Kit



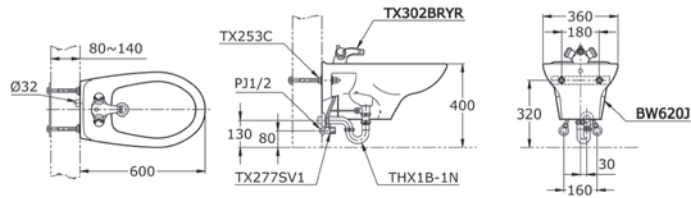
BW 800 J

BW 800 J TX 277 SV1 (X2)
Bidet Stop Valve
TX 303 BESBR K 9200 L120
Single Lever Bidet Fixing Kit
224.054.00.1
Chair Bracket
THX 1B - 1N
P - Trap



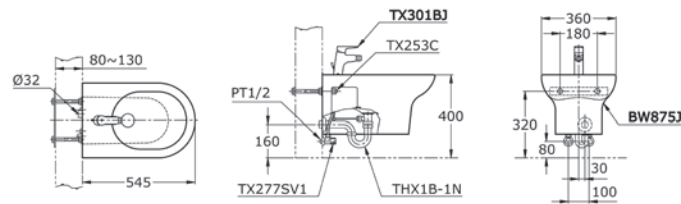
BW 620 J

BW 620 J TX 253 C
Bidet Wall Mounting Bolt
TX 302 BRYR
Single Hole Bidet
THX 1B - 1N
P - Trap
TX 277 SV1 (X2)
Stop Valve



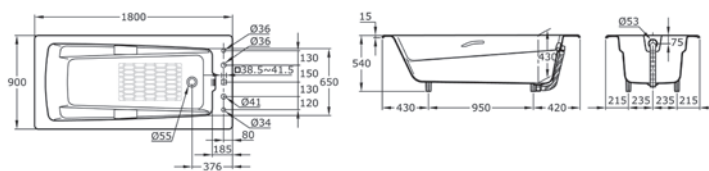
BW 875 J

BW 875 J TX 253 C
Bidet Wall Mounting Bolt
TX 301 BJ
Single Lever Bidet
THX 1B - 1N
P - Trap
TX 277 SV1 (X2)
Stop Valve



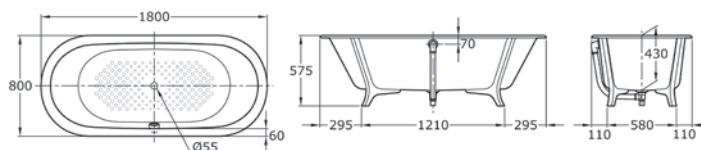
FBY 1860 HPWE

FBY 1860 HPWE



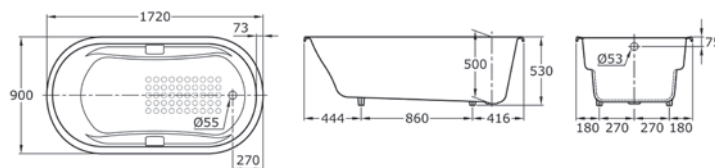
FBYN 1826 CPWE

FBYN 1826 CPWE



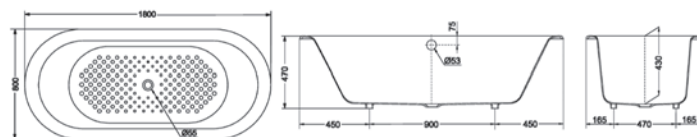
FBY 1760 CHPE

FBY 1760 CHPE



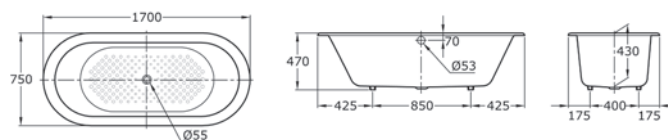
FBYN 1810 CPE

FBYN 1810 CPE



FBYN 1710 CPE

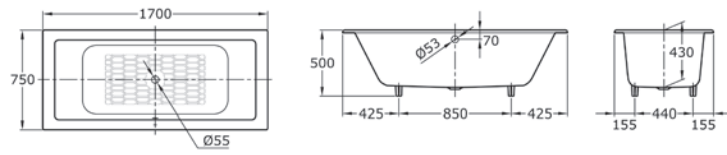
FBYN 1710 CPE



BATHTUBS

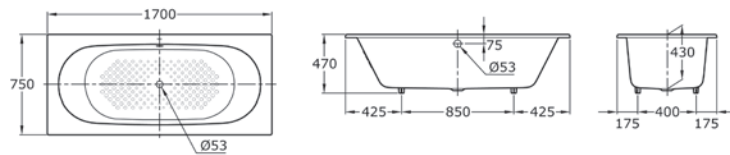
FBYN 1700 PE

FBYN 1700 PE



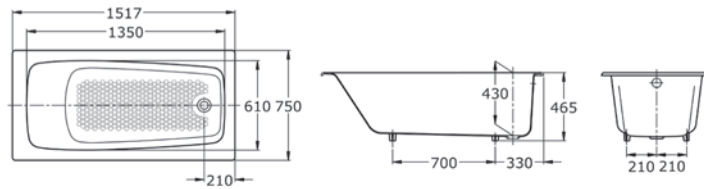
FBYN 1710 NPE

FBYN 1710 NPE



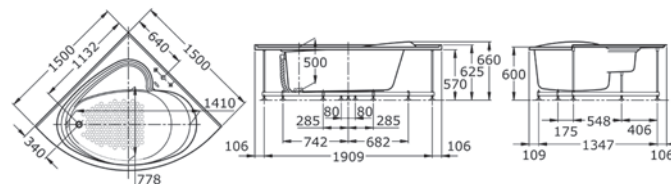
FBY 1520 PE

FBY 1520 PE



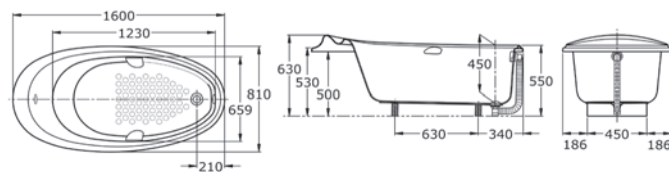
PPY 1530 WV1

PPY 1530 WV1



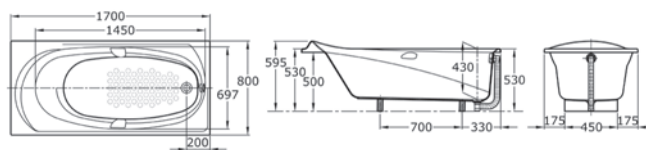
PPY 1610 HPWE

PPY 1610 HPWE



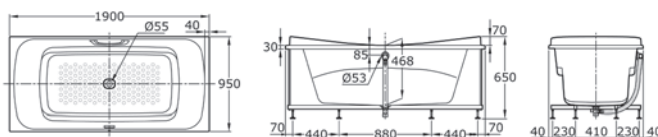
PPY 1710 HPWE

PPY 1710 HPWE



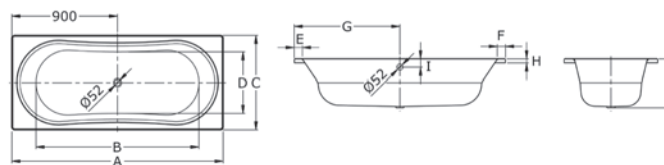
PPY 1930 PWE

PPY 1930 PWE



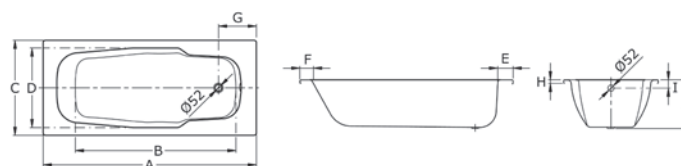
DUO COMFORT

DUO COMFORT



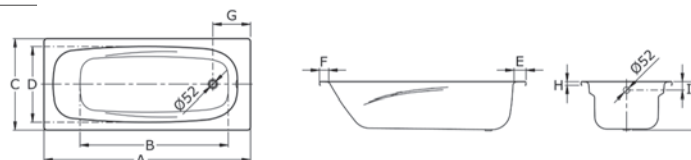
FB 1700 - 80 N

FB 1700 - 80 N



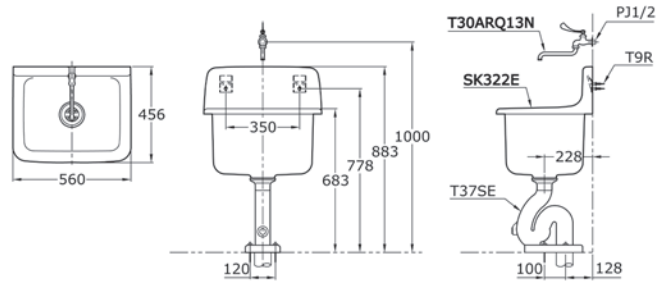
FB 1700 - 75

FB 1700 - 75



SK 322 E

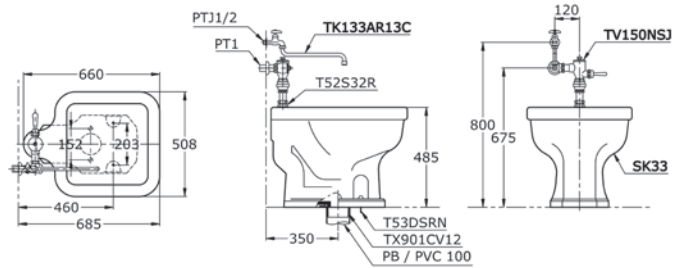
SK 322 E
 Service Sink
 T 30 ARQ 13N
 Sink Tap
 T 37 SE
 Waste Fitting W/
 Cash Iron S - Trap
 T 9 R
 Hangers & Screws



SK 33

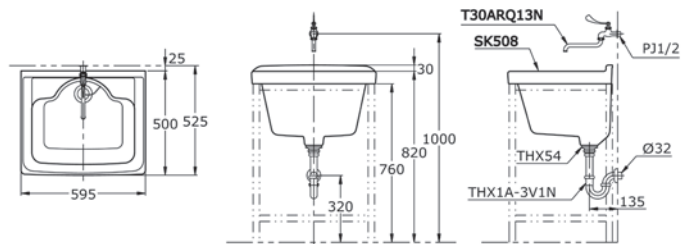
SK 33
 Slop Sink
 TK 133 AR 13C
 Sink Tap
 TV 150 NSJ
 Flush Valve
 T 52 S 32 R
 Inlet Spud

TX 901 CV 12
 Floor Flange W/Screw
 T 53 DSRN
 Screws & Caps

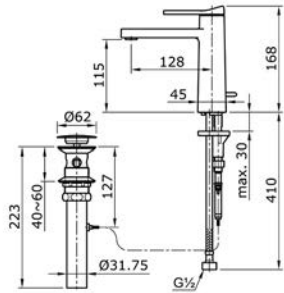


SK 508

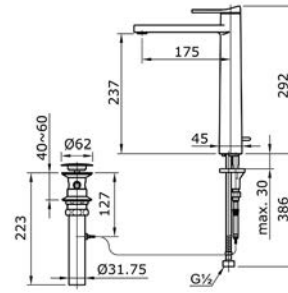
SK 508
 Laundry Sink
 T 30 ARQ 13N
 Sink Tap
 THX 54
 Waste Fitting
 THX 1A - 3V1N
 P - Trap



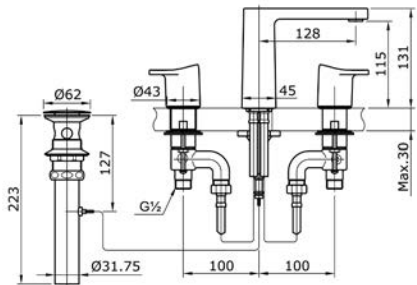
ALISEI TX 115 LX



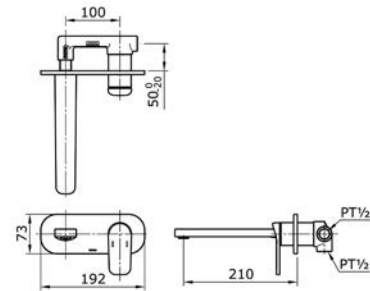
ALISEI TX 116 LX



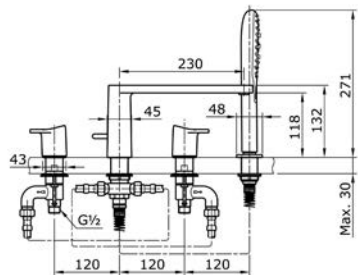
ALISEI TX 119 LX



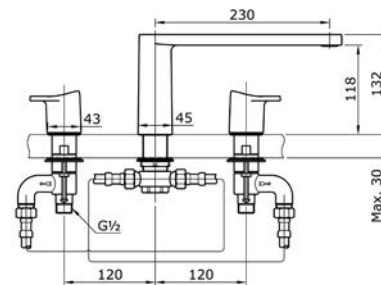
ALISEI TX 120 LX



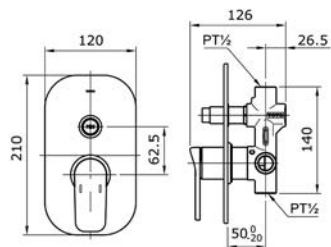
ALISEI TX 447 SX



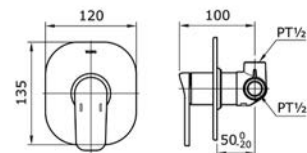
ALISEI TX 467 SX



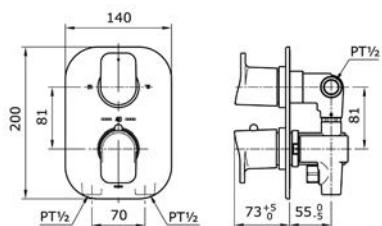
ALISEI TX 442 SX



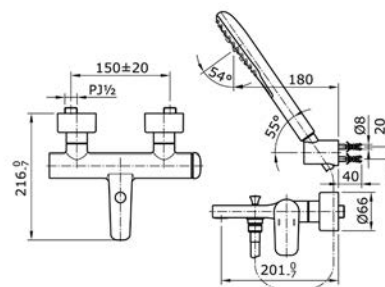
ALISEI TX 443 SX



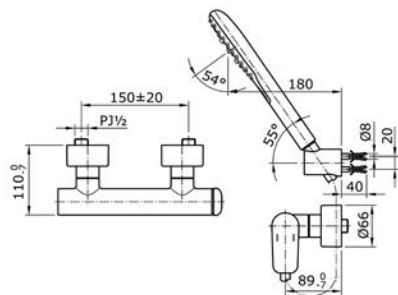
ALISEI TX 473 SX



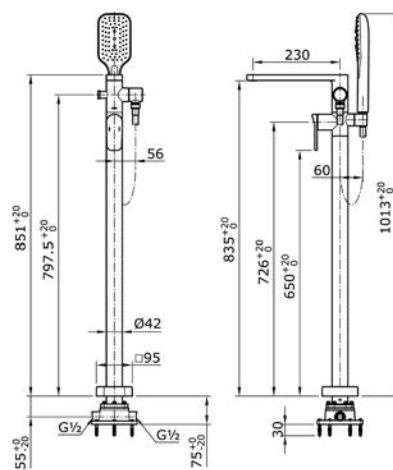
ALISEI TX 471 SX



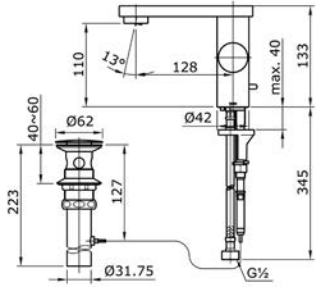
ALISEI TX 474 SX



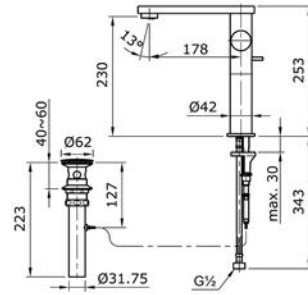
ALISEI TX 494 SX



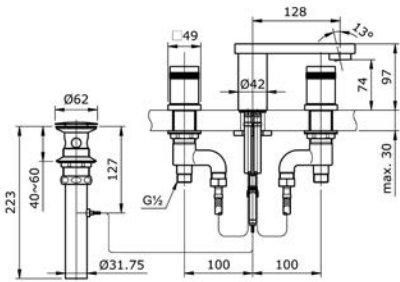
MONO TX 115 LMBR



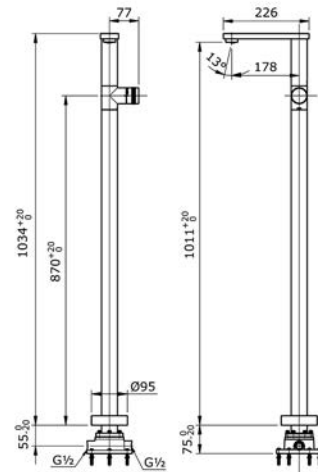
MONO TX 116 LMN



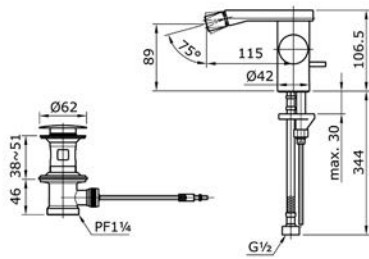
MONO TX 119 LMBR



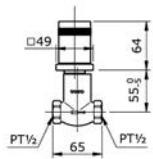
MONO TX 128 LMBR



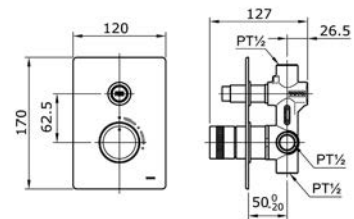
MONO TX 303 BMBR



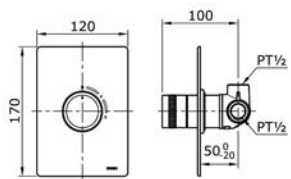
MONO TX 452 SM



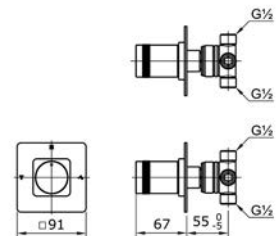
MONO TX 442 SMN



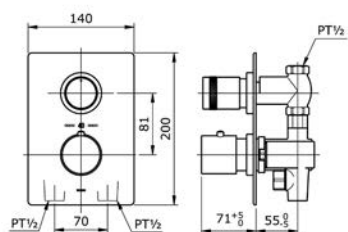
MONO TX 443 SMN



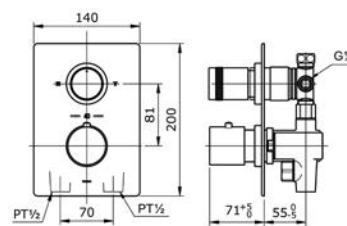
MONO TX 484 SM



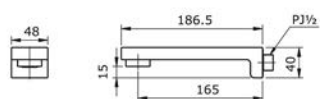
MONO TX 451 SMBR



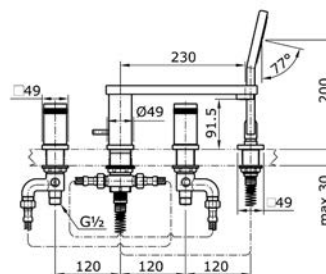
MONO TX 473 SMBR



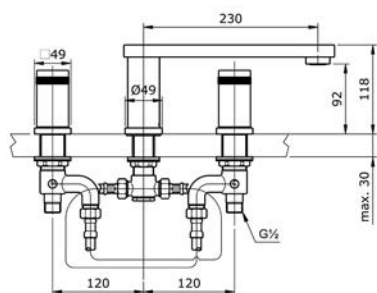
MONO TX 441 SM



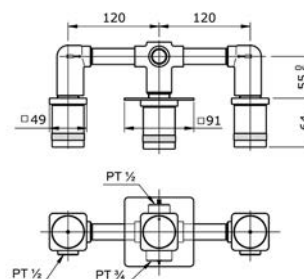
MONO TX 447 SM



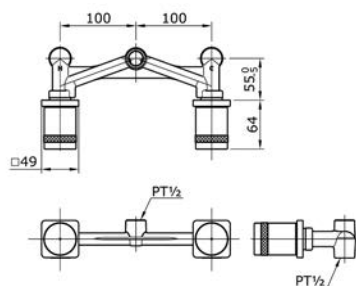
MONO TX 467 SMBR



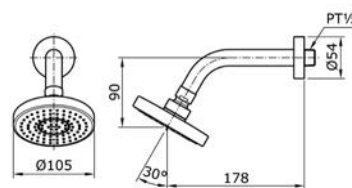
MONO TX 469 SMBR



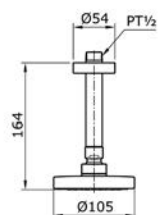
MONO TX 468 SMBR




MONO TX 465 SMZ



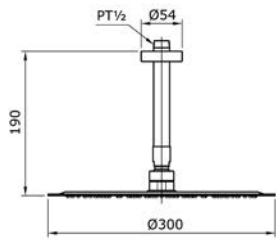
MONO TX 475 SMZ



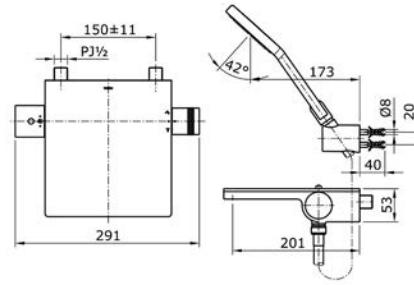
MONO TX 488 SMZ



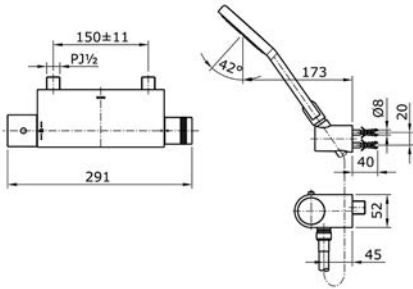
MONO TX 491 SMZ



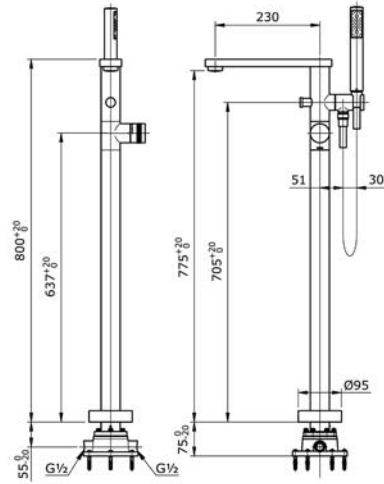
MONO TX 449 SM



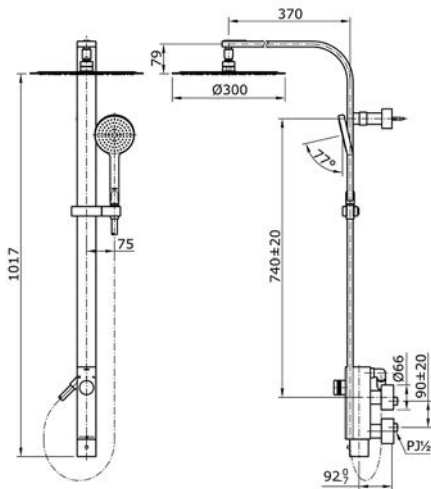
MONO TX 450 SMZ



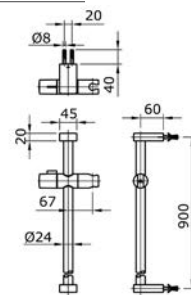
MONO TX 494 SMBR



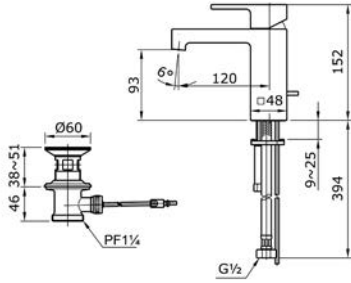
MONO TX 454 SMZ



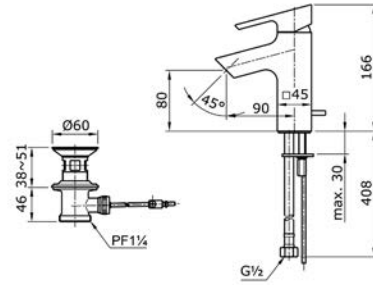
MONO TX 721 AM



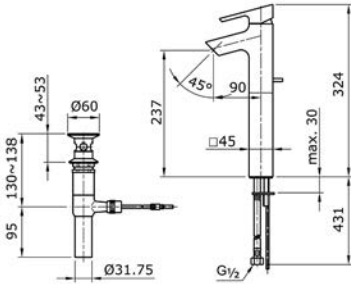
ICON TX 108 LI



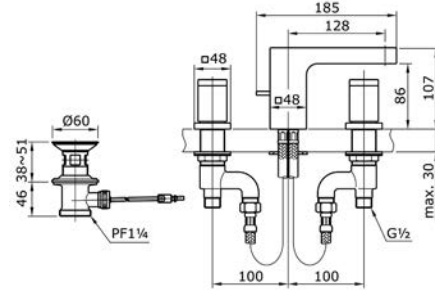
ICON TX 115 LI



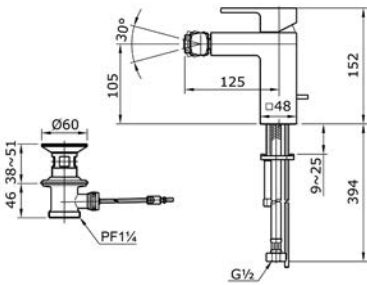
ICON TX 116 LI



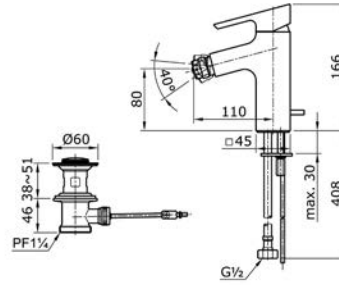
ICON TX 119 LI



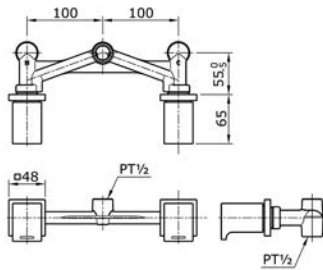
ICON TX 301 BI



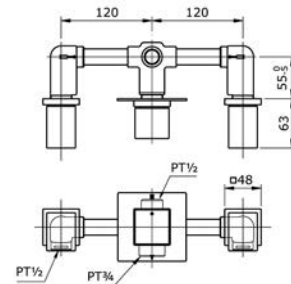
ICON TX 303 BI



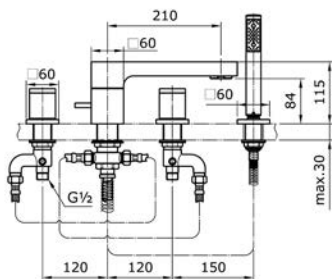
ICON TX 468 SI



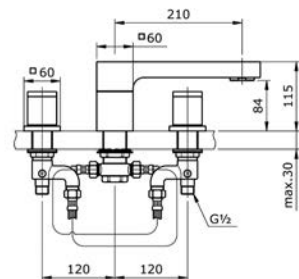
ICON TX 469 SI



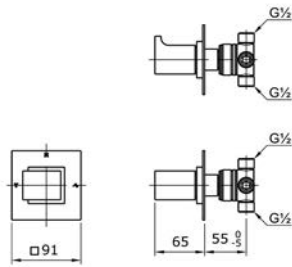
ICON TX 447 SI



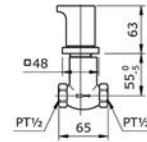
ICON TX 467 SI



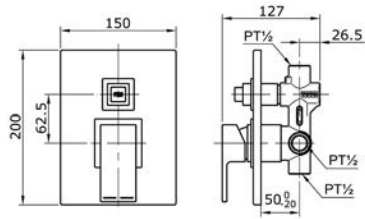
ICON TX 484 SI



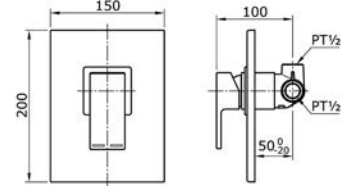
ICON TX 452 SI



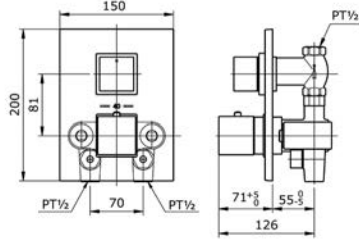
ICON TX 442 SIZ



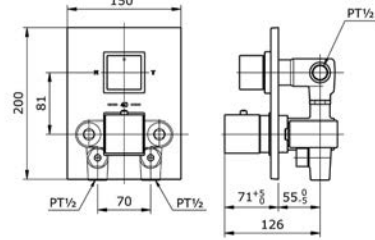
ICON TX 443 SIN



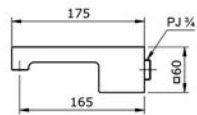
ICON TX 451 SIBR



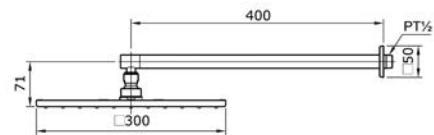
ICON TX 473 SIBR



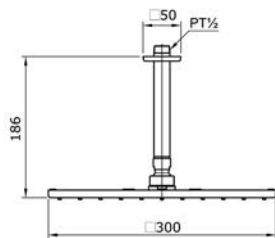
ICON TX 441 SI



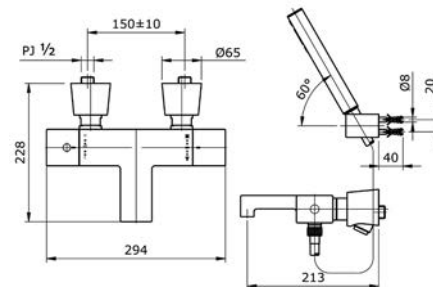
ICON TX 488 SIZ



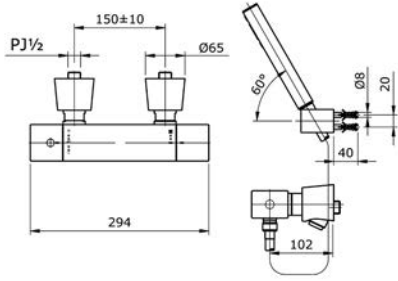
ICON TX 491 SIZ



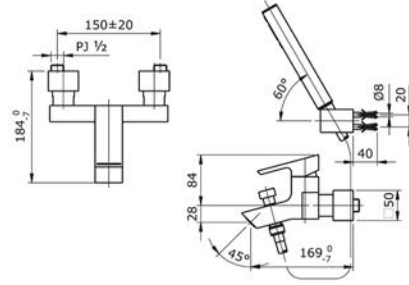
ICON TX 449 SI



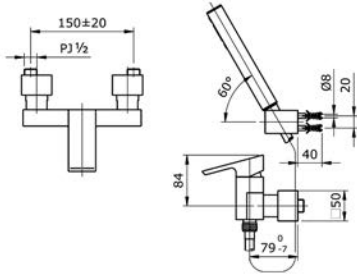
ICON TX 450 SI



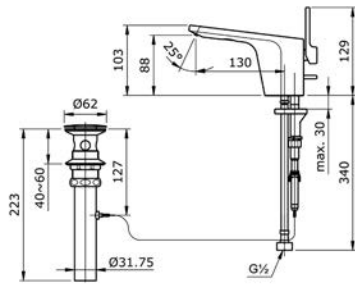
ICON TX 471 SI



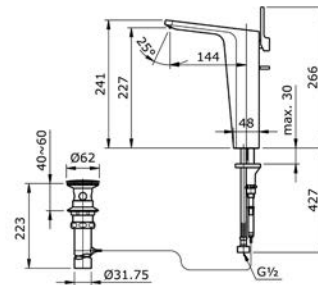
ICON TX 474 SI



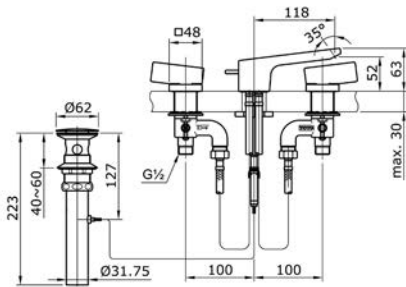
NATURA TX 115 LNNBR



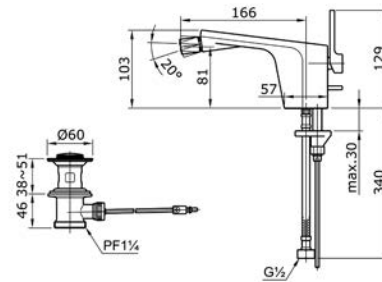
NATURA TX 116 LNNBR



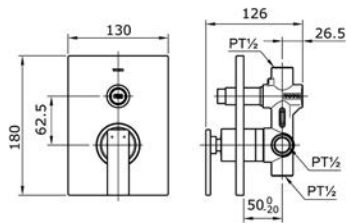
NATURA TX 119 LNBR



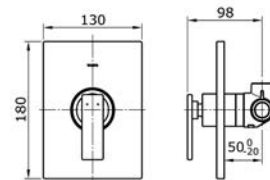
NATURA TX 303 BNBR



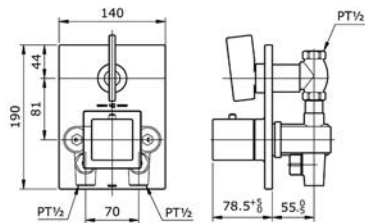
NATURA TX 442 SNN



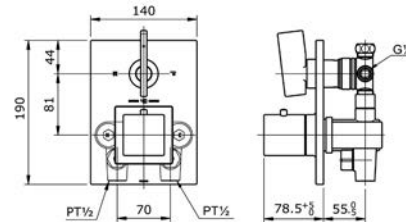
NATURA TX 443 SNN



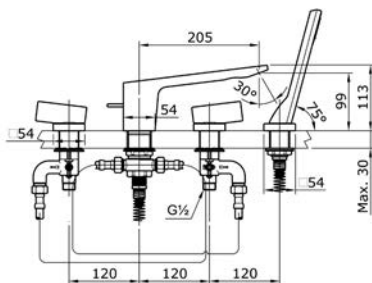
NATURA TX 451 SNBR



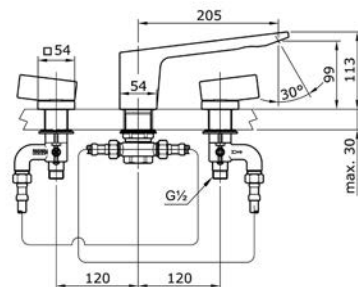
NATURA TX 473 SNBR



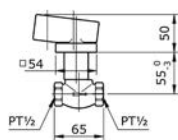
NATURA TX 447 SNBR



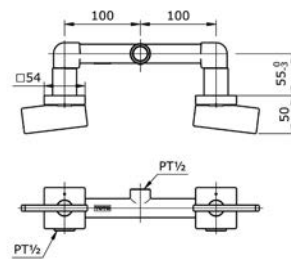
NATURA TX 467 SNBR



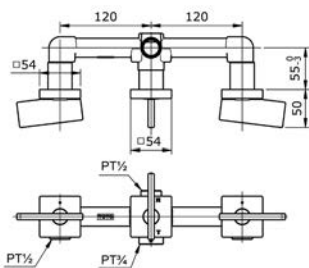
NATURA TX 452 SN



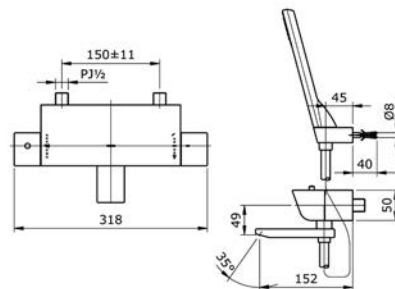
NATURA TX 468 SNBR



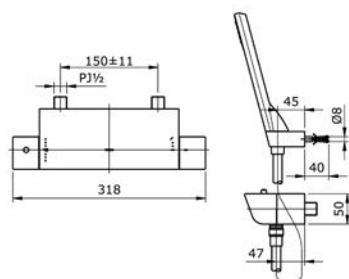
NATURA TX 469 SNBR



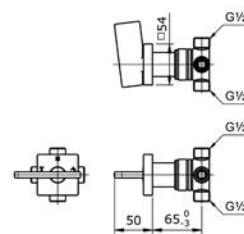
NATURA TX 449 SNBR



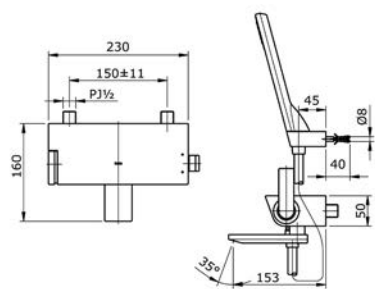
NATURA TX 450 SNBR



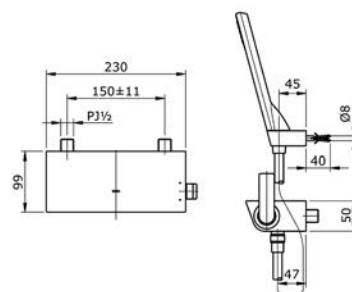
NATURA TX 484 SN



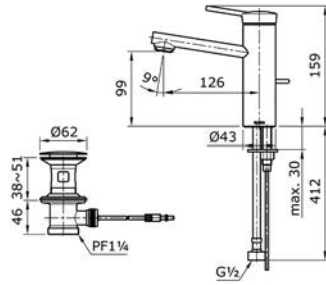
NATURA TX 471 SNBR



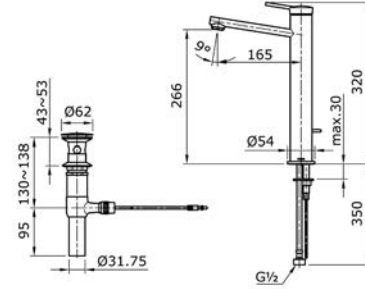
NATURA TX 474 SNBR



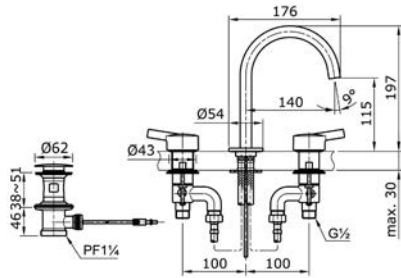
VASIL TX 115 LV



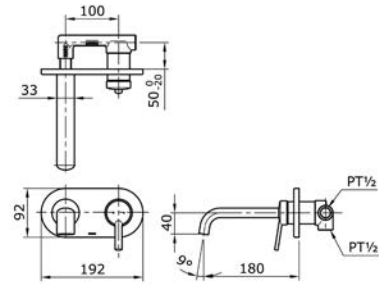
VASIL TX 116 LV



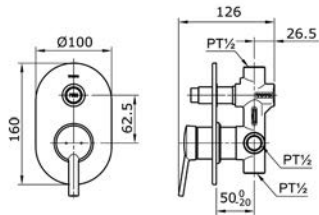
VASIL TX 119 LV



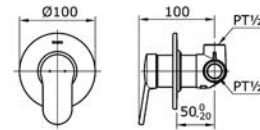
VASIL TX 120 LV



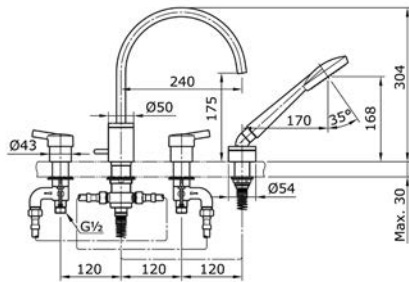
VASIL TX 442 SV



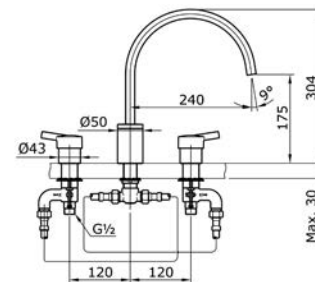
VASIL TX 443 SVN



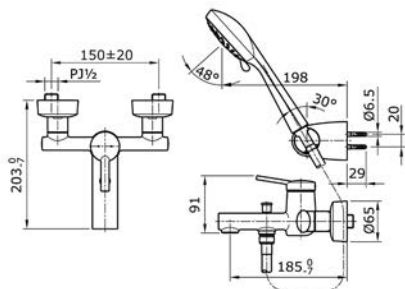
VASIL TX 447 SV



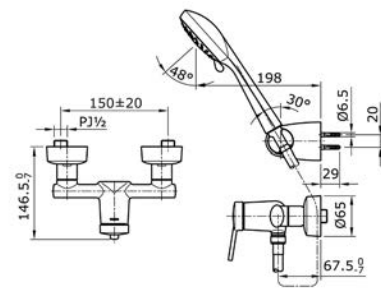
VASIL TX 467 SV



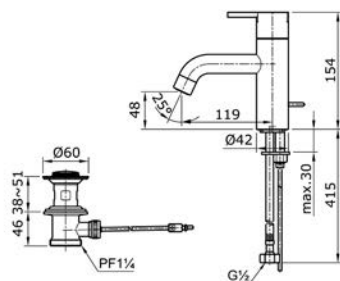
VASIL TX 471 SV



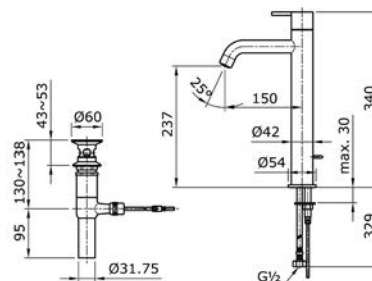
VASIL TX 474 SV



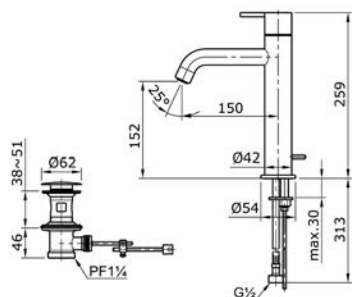
EGO TX 115 LEN



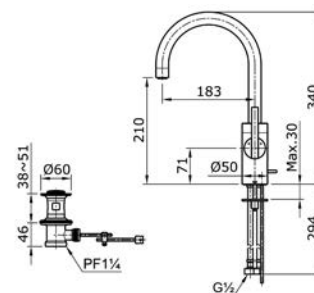
EGO TX 116 LEN



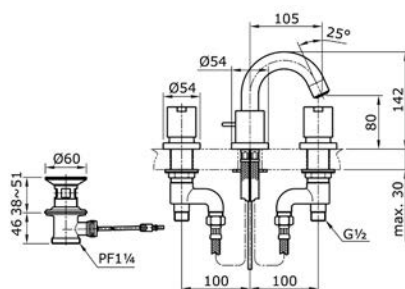
EGO TX 116 LEV4N



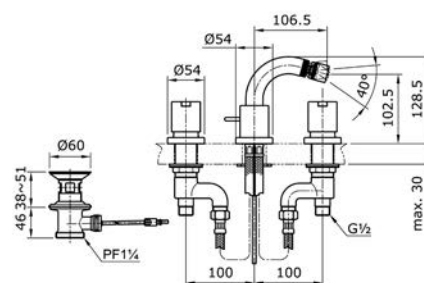
EGO TX 108 LEBR



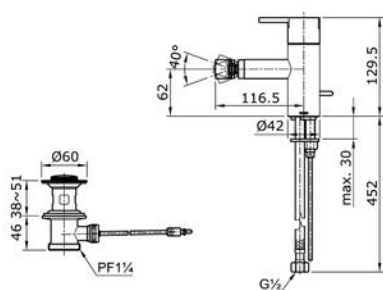
EGO TX 119 LEBR



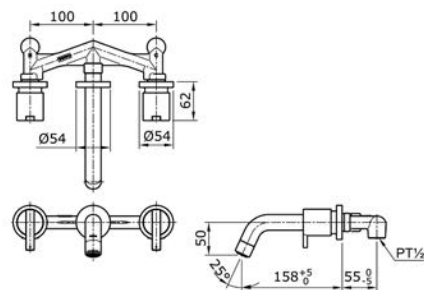
EGO TX 304 BEBR



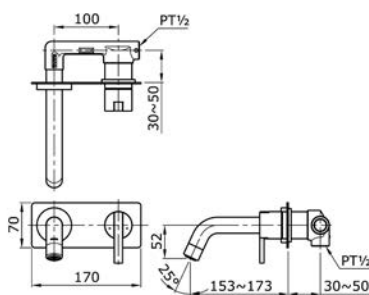
EGO TX 303 BEBR



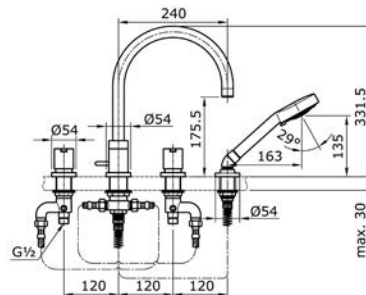
EGO TX 118 LEBR



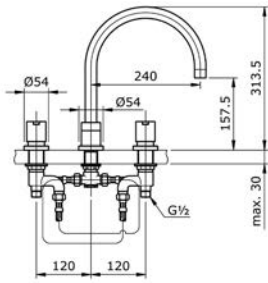
EGO TX 120 LEN



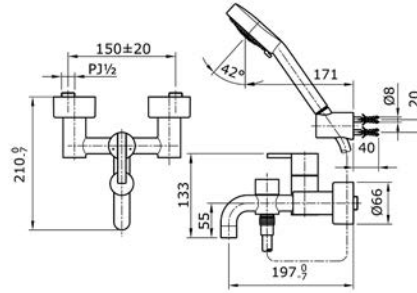
EGO TX 447 SEN



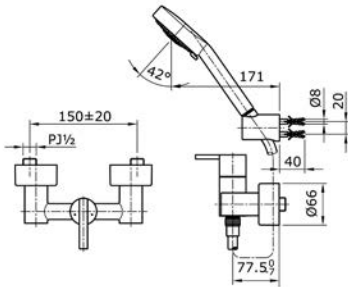
EGO TX 467 SEBR



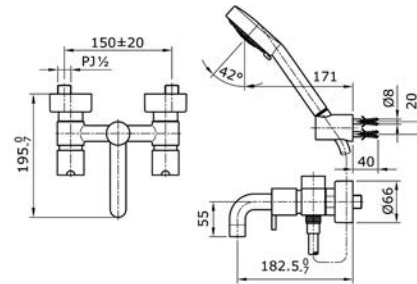
EGO TX 471 SE



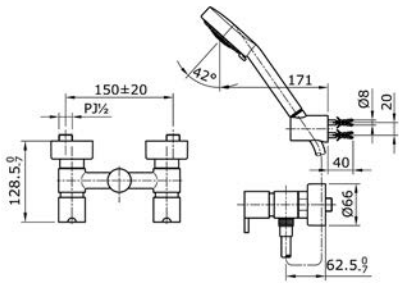
EGO TX 474 SE



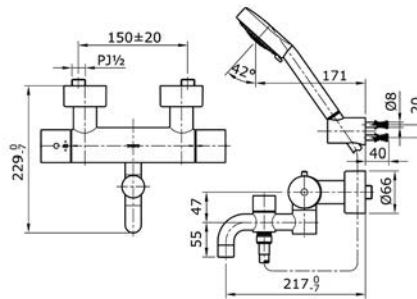
EGO TX 445 SE



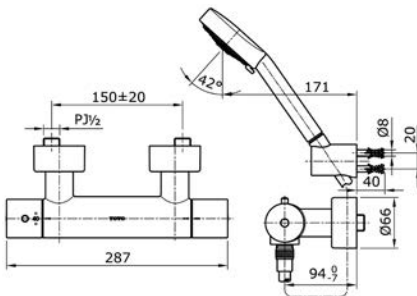
EGO TX 446 SE



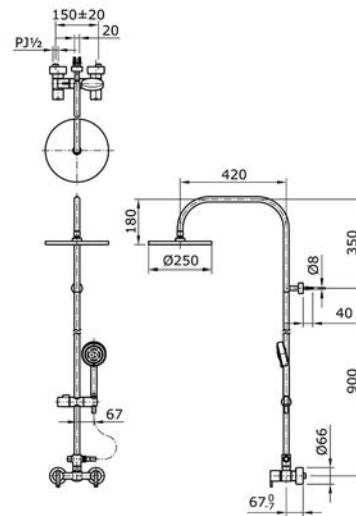
EGO TX 449 SEN



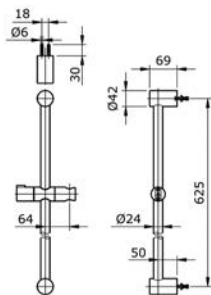
EGO TX 450 SE



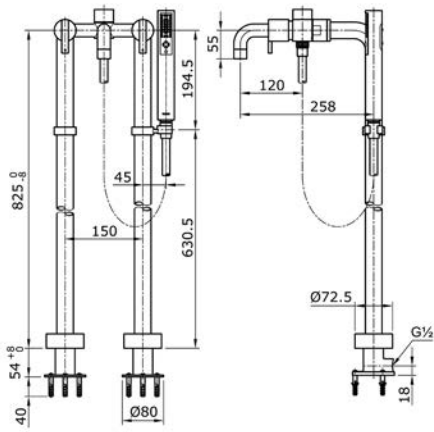
EGO TX 492 SE



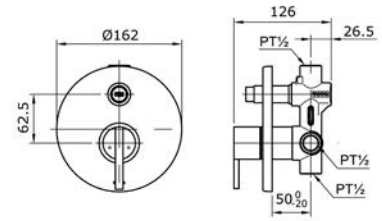
EGO TX 721 AEZ



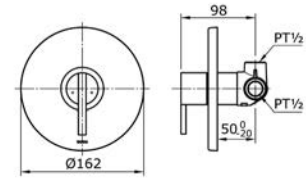
EGO TX 445 SEMV3



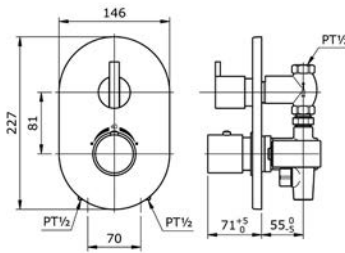
EGO TX 442 SEN



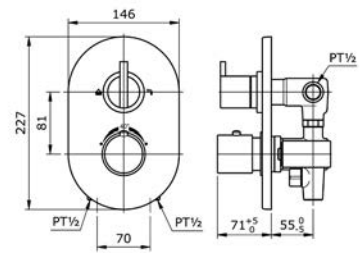
EGO TX 443 SEN



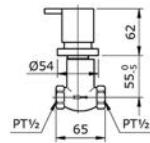
EGO TX 451 SEBR



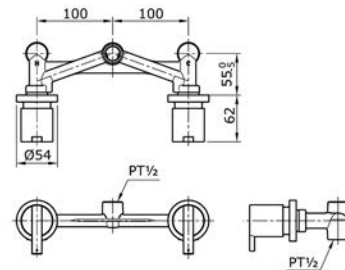
EGO TX 473 SEBR



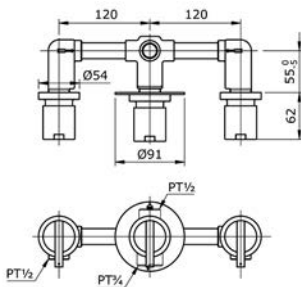
EGO TX 452 SE



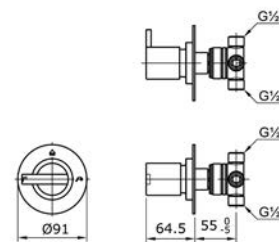
EGO TX 468 SEBR



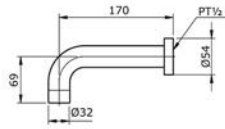
EGO TX 469 SEBR



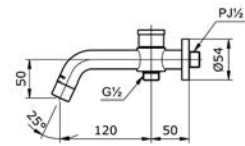
EGO TX 484 SE



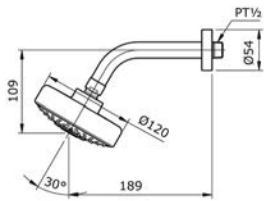
EGO TX 441 SE



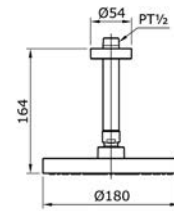
EGO TX 470 SEN



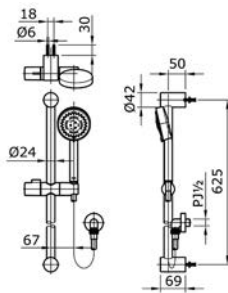
EGO TX 465 SEN



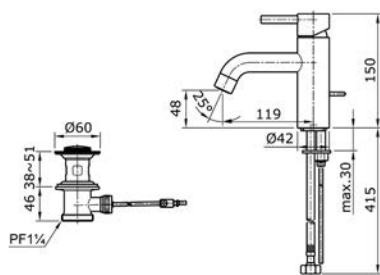
EGO TX 475 SEZ



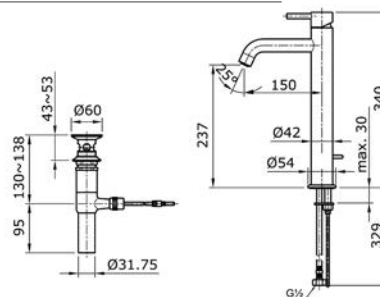
EGO TX 721 AEV1



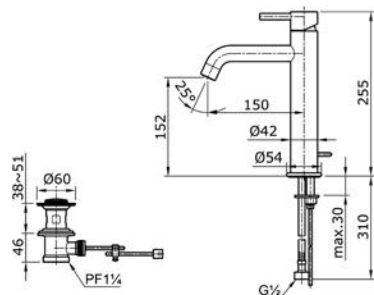
EGO-II TX 115 LESN



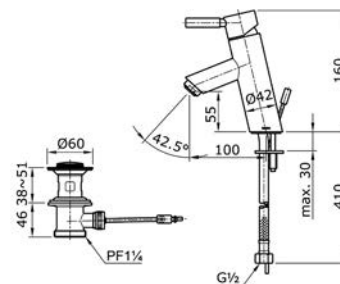
EGO-II TX 116 LESN



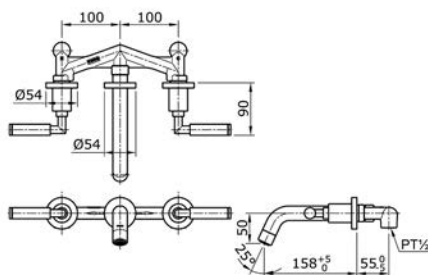
EGO-II TX 116 LESV4N



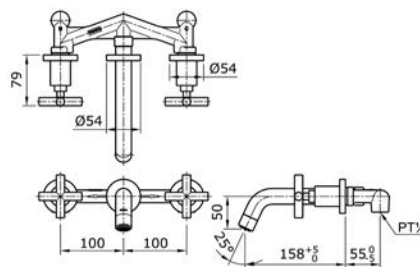
EGO-II TX 115 LELBR



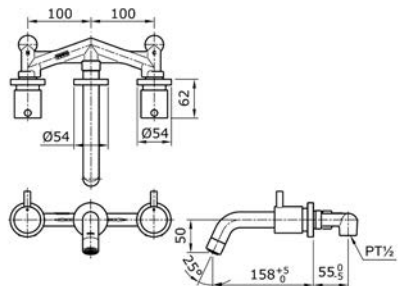
EGO-II TX 118 LEL



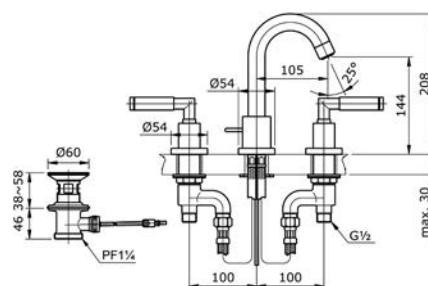
EGO-II TX 118 LECBR



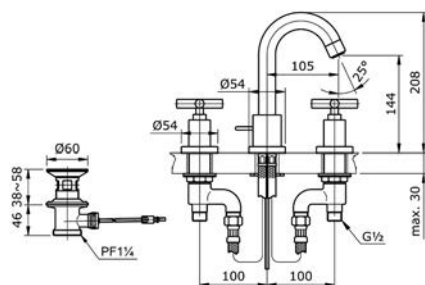
EGO-II TX 118 LESBR



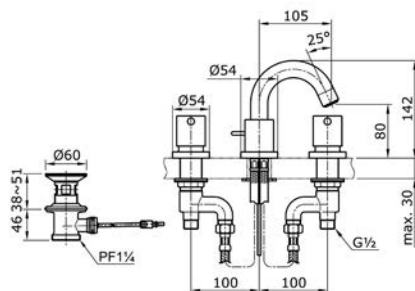
EGO-II TX 119 LEL



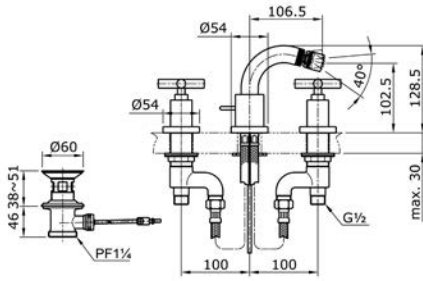
EGO-II TX 119 LECBR



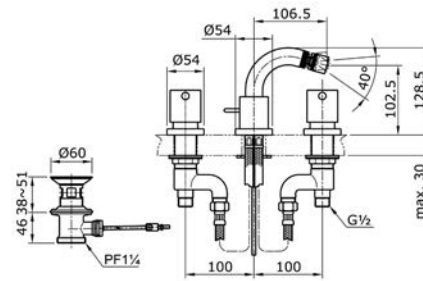
EGO-II TX 119 LESBR



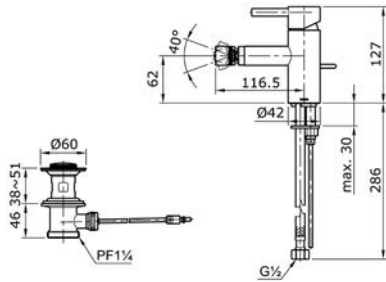
EGO-II TX 304 BECBR



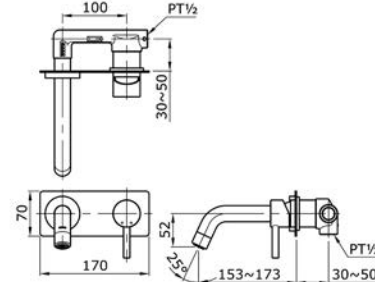
EGO-II TX 304 BESBR



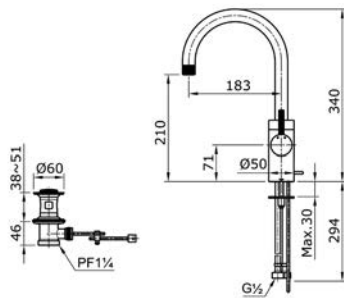
EGO-II TX 303 BESBR



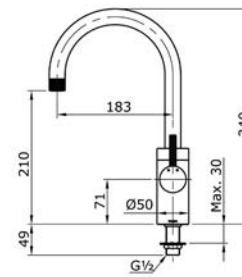
EGO TX 120 LESN



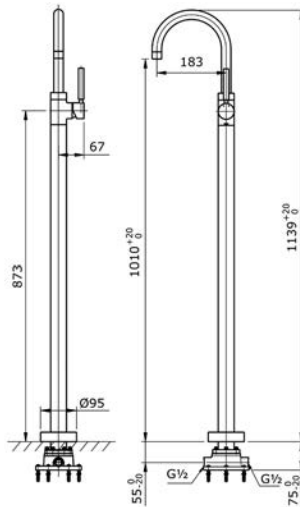
EGO-II TX 108 LEM



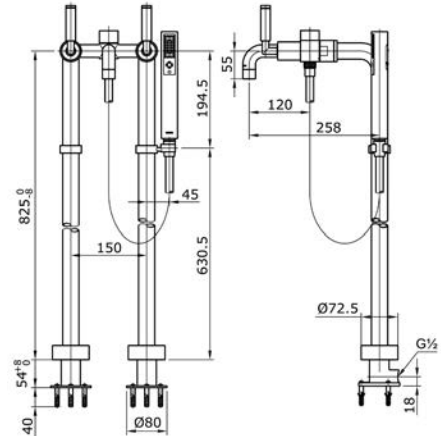
EGO-II TX 109 LEM



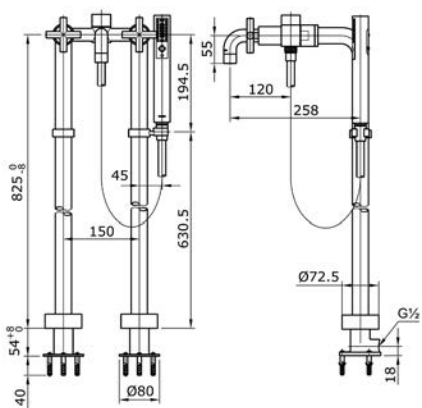
EGO TX 128 LELBR



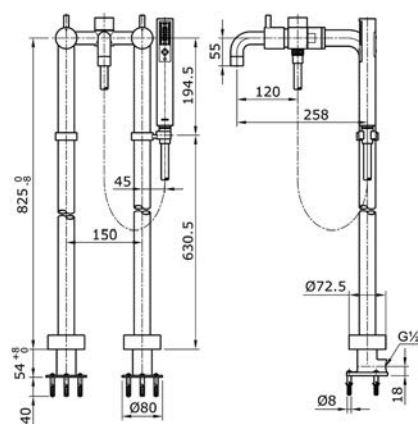
EGO-II TX 445 SELMV3Z



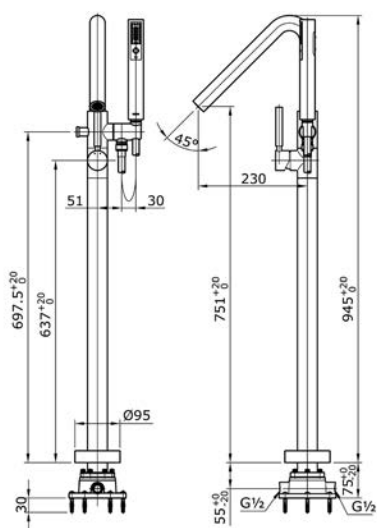
EGO-II TX 445 SECMV3



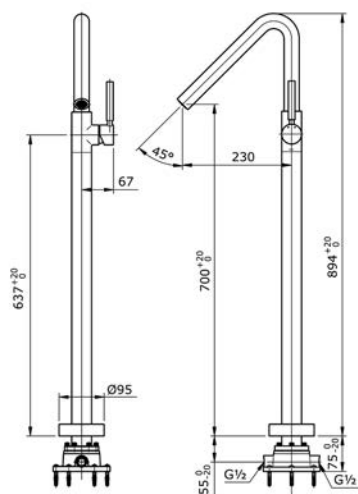
EGO-II TX 445 SESMV3



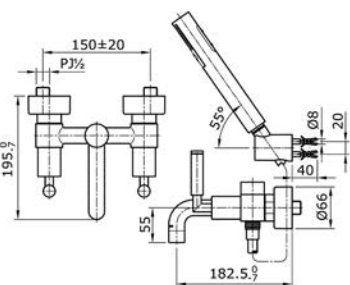
EGO-II TX 494 SEL



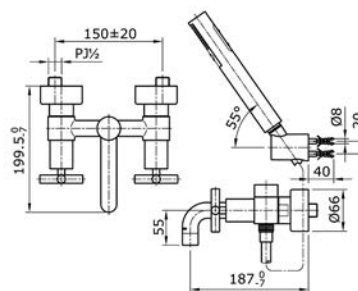
EGO-II TX 494 SELV1BR



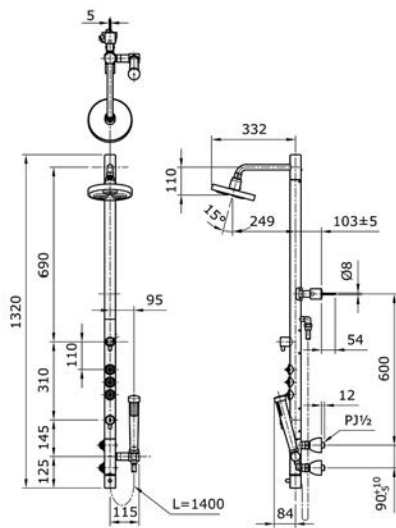
EGO-II TX 445 SELMN



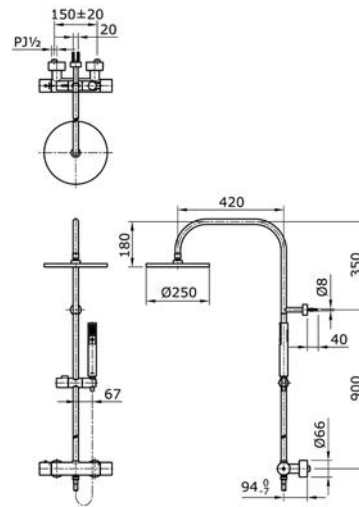
EGO-II TX 445 SECM



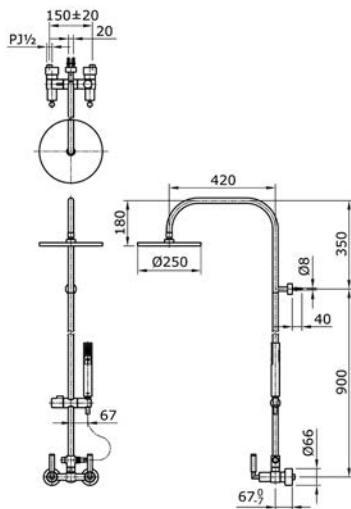
EGO-II TMC 95 ECR



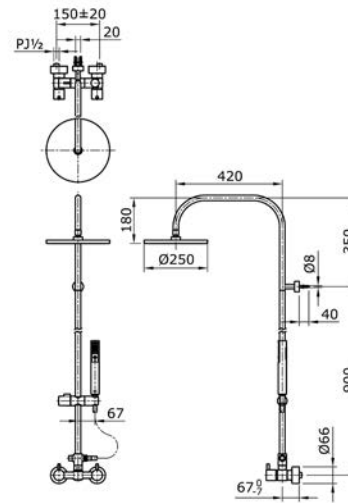
EGO-II TX 454 SES



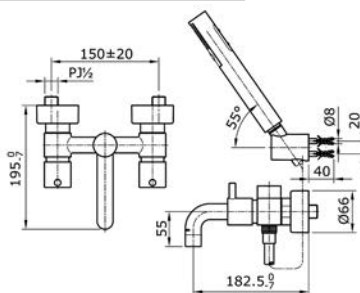
EGO-II TX 492 SEL



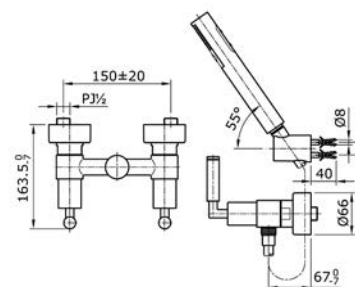
EGO-II TX 492 SES



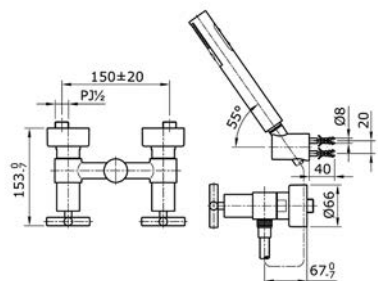
EGO-II TX 445 SESM



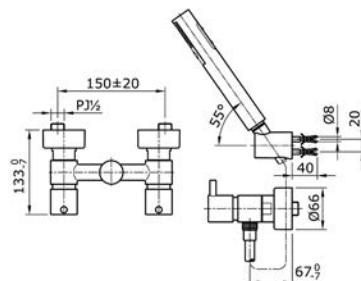
EGO-II TX 446 SELMN



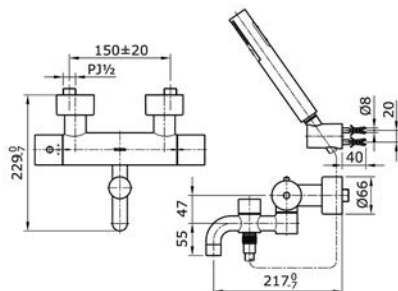
EGO-II TX 446 SECM



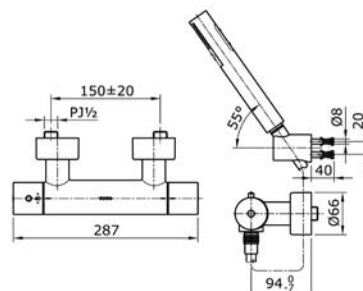
EGO-II TX 446 SESM



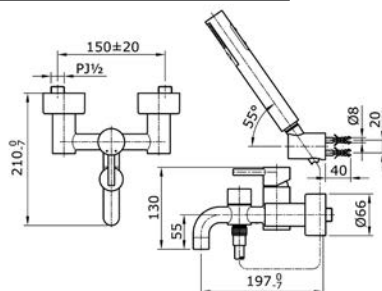
EGO-II TX 449 SEV2Z



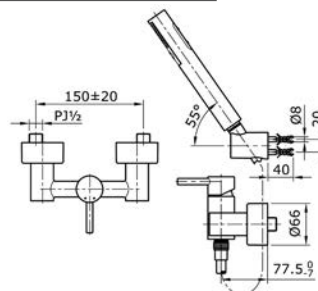
EGO-II TX 450 SEV2N



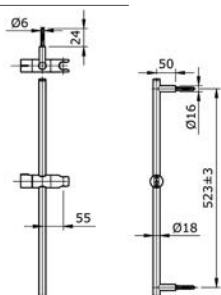
EGO-II TX 471 SESM



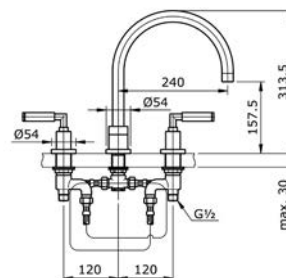
EGO-II TX 474 SESM



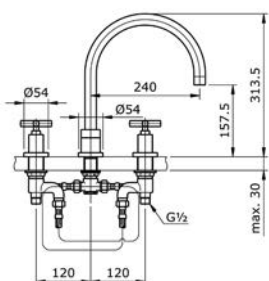
EGO-II TX 721 AESN



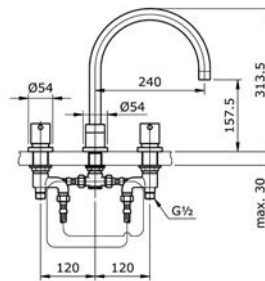
EGO-II TX 467 SEL



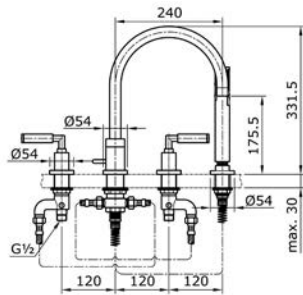
EGO-II TX 467 SECBR



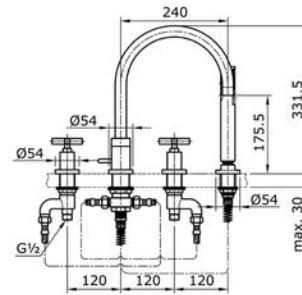
EGO-II TX 467 SESBR



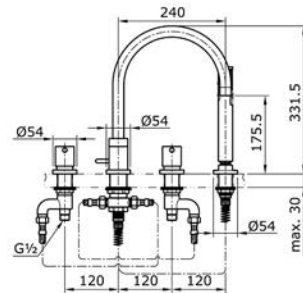
EGO-II TX 447 SELN



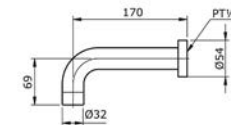
EGO-II TX 447 SEC



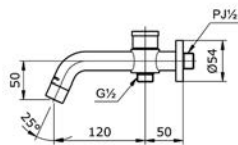
EGO-II TX 447 SES



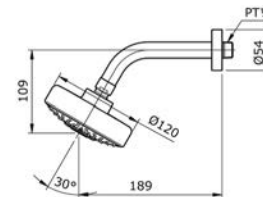
EGO-II TX 441 SE



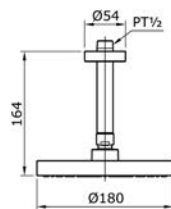
EGO-II TX 470 SEN



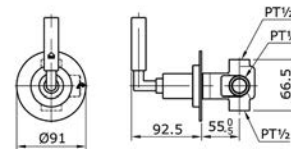
EGO-II TX 465 SEN



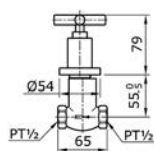
EGO-II TX 475 SEZ



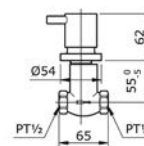
EGO-II TX 453 SEL



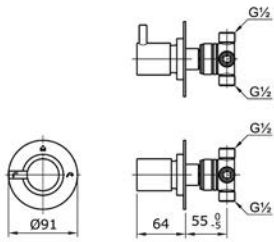
EGO-II TX 452 SEC



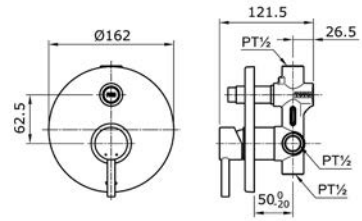
EGO-II TX 452 SES



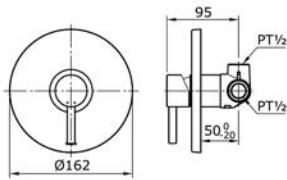
EGO-II TX 484 SES



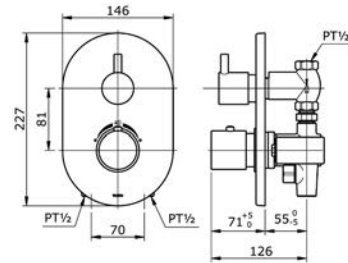
EGO-II TX 442 SESN



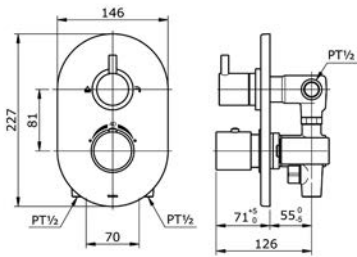
EGO-II TX 443 SESN



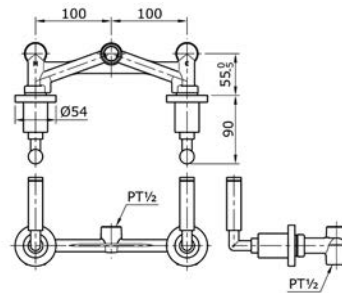
EGO-II TX 451 SESBR



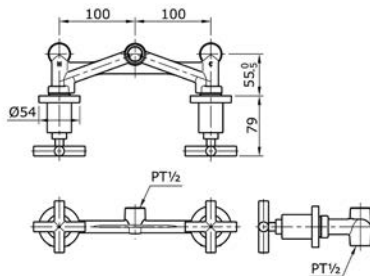
EGO-II TX 473 SESBR



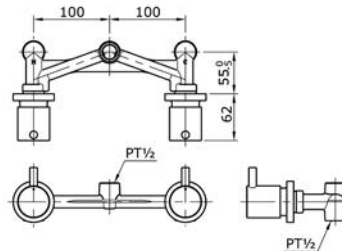
EGO-II TX 468 SEL



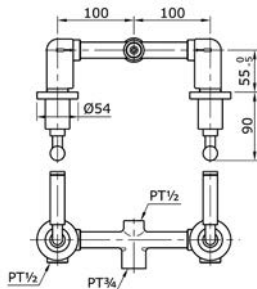
EGO-II TX 468 SECBR



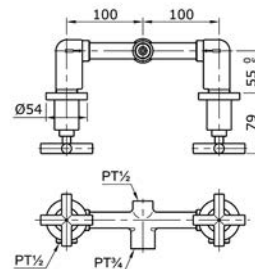
EGO-II TX 468 SESBR



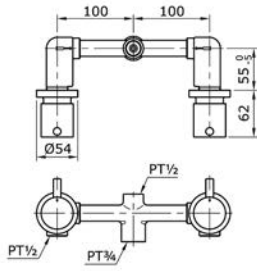
EGO-II TX 468 SBEL



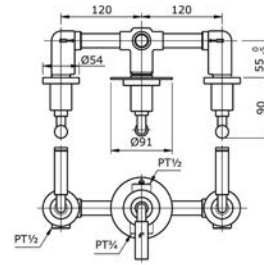
EGO-II TX 468 SBECBR



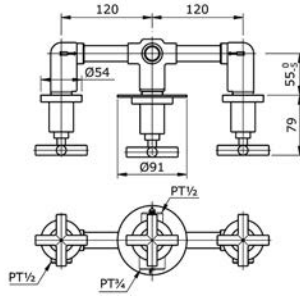
EGO-II TX 468 SBESBR



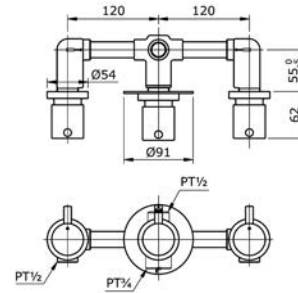
EGO-II TX 469 SEL



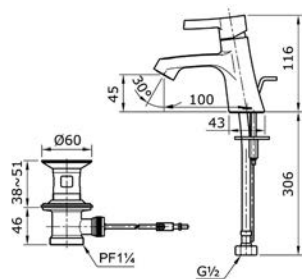
EGO-II TX 469 SECBR



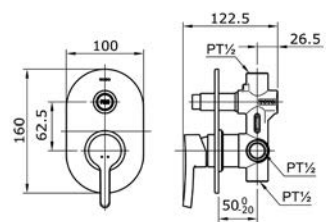
EGO-II TX 469 SESBR



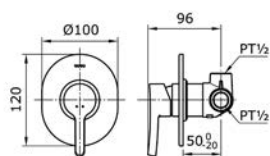
PLANO TX 115 LP



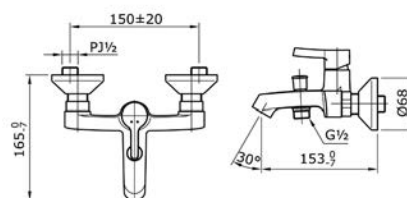
PLANO TX 442 SPN



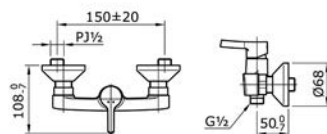
PLANO TX 443 SPN



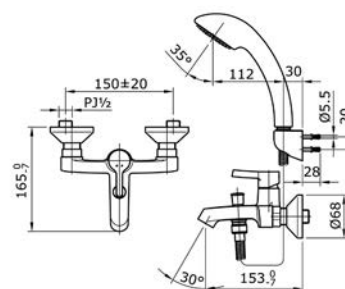
PLANO TX 471 SPV1



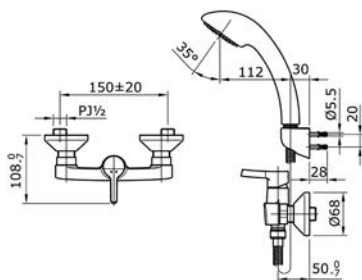
PLANO TX 474 SPV1



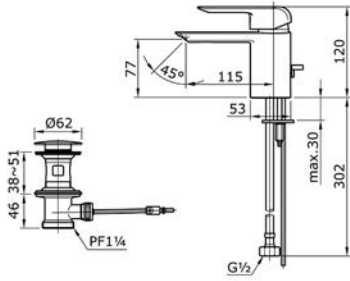
PLANO TX 471 SP



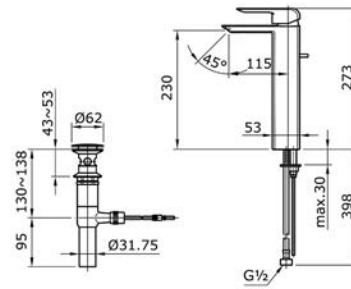
PLANO TX 474 SP



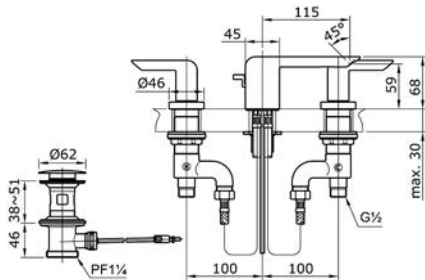
COCKTAIL TX 115 LKBR



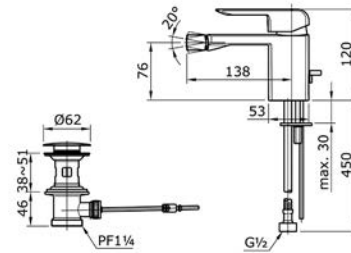
COCKTAIL TX 116 LKBR



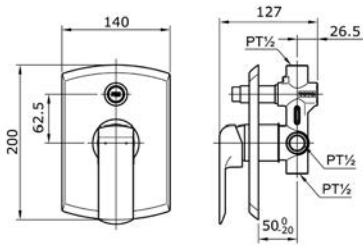
COCKTAIL TX 119 LKBR



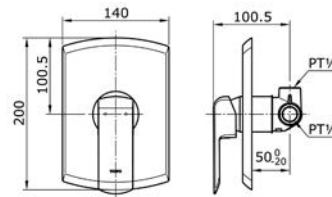
COCKTAIL TX 303 BKBR



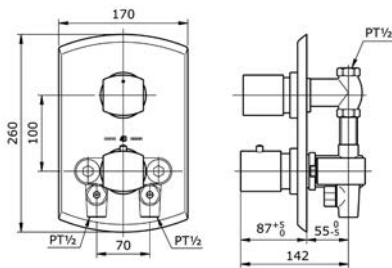
COCKTAIL TX 442 SKN



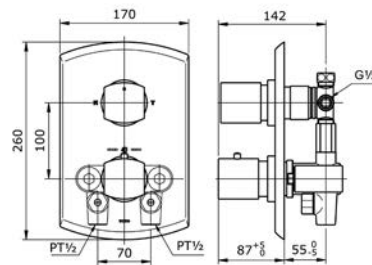
COCKTAIL TX 443 SKN



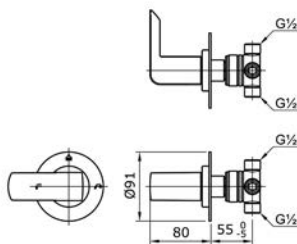
COCKTAIL TX 451 SKBR



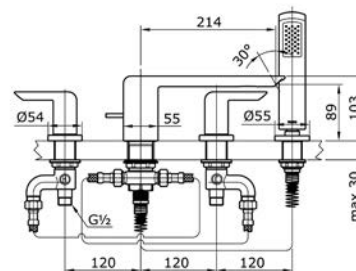
COCKTAIL TX 473 SKBR



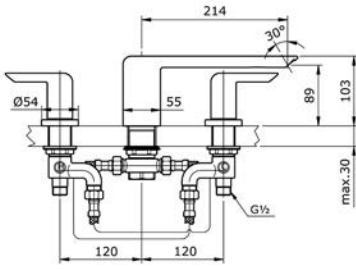
COCKTAIL TX 484 SK



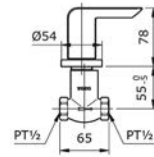
COCKTAIL TX 447 SKBR



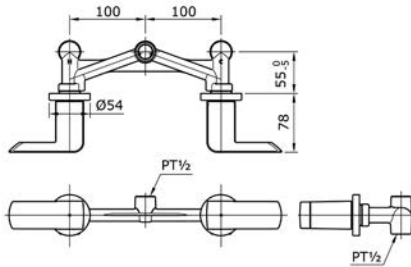
COCKTAIL TX 467 SKBR



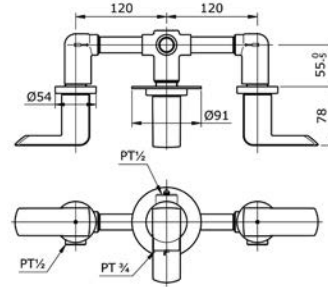
COCKTAIL TX 452 SK



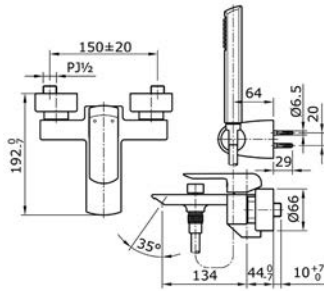
COCKTAIL TX 468 SKBR



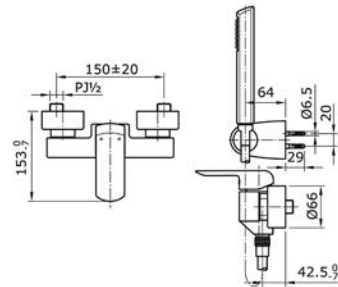
COCKTAIL TX 469 SKBR



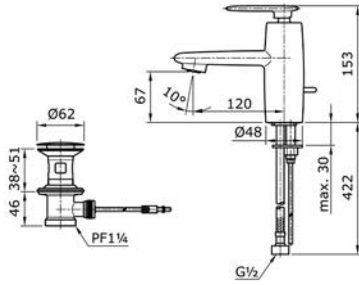
COCKTAIL TX 471 SKBR



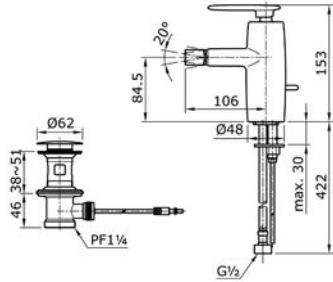
COCKTAIL TX 474 SKBR



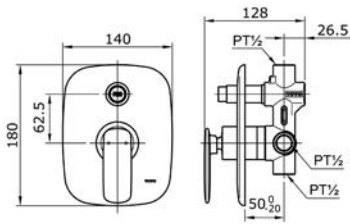
OPUS TX 115 LOBR



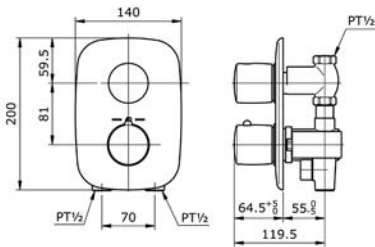
OPUS TX 303 BOBR



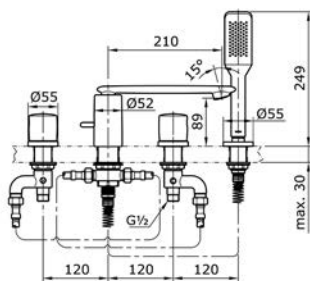
OPUS TX 442 SON



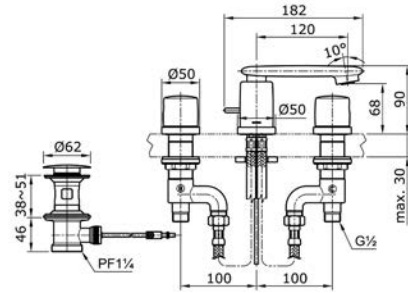
OPUS TX 451 SOBR



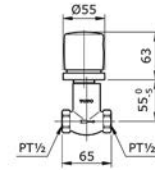
OPUS TX 447 SOBR



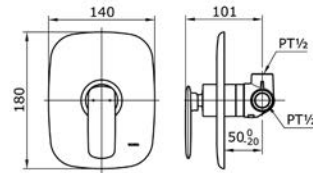
OPUS TX 119 LOBR



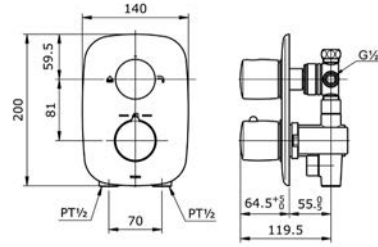
OPUS TX 452 SO



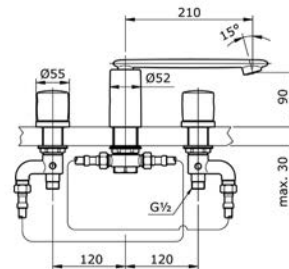
OPUS TX 443 SON



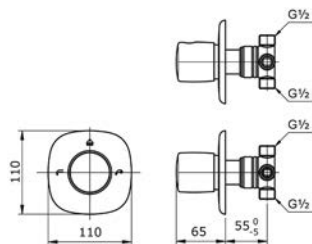
OPUS TX 473 SOBR



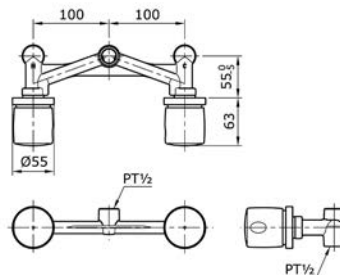
OPUS TX 467 SOBR



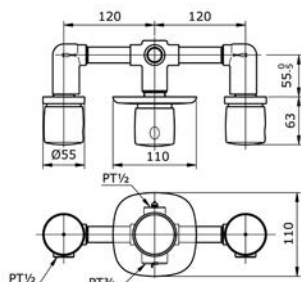
OPUS TX 484 SO



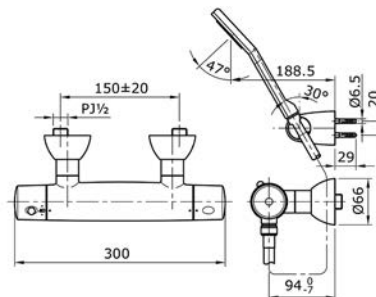
OPUS TX 468 SOBR



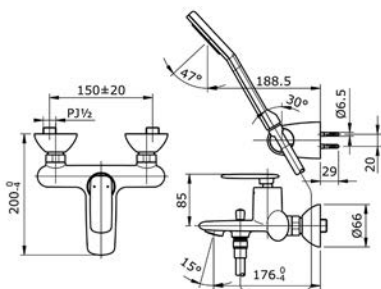
OPUS TX 469 SOBR



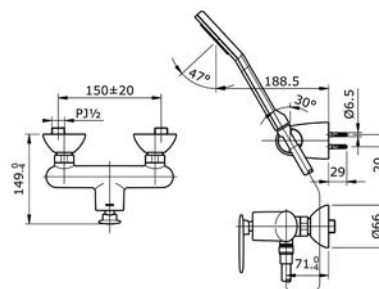
OPUS TX 450 SON



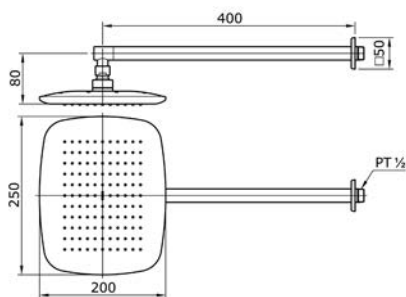
OPUS TX 471 SOBR



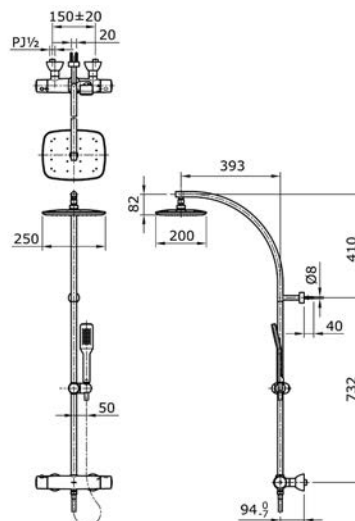
OPUS TX 474 SOBR



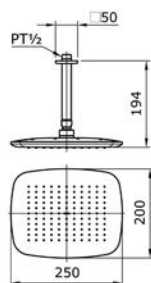
OPUS TX 488 SON



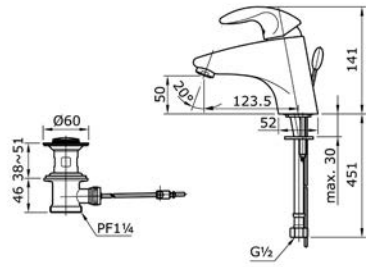
OPUS TX 454 SON



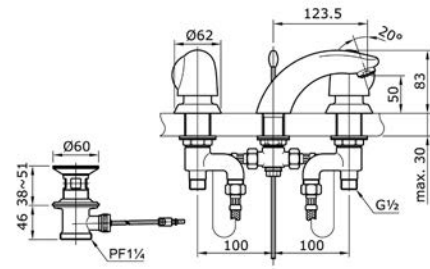
OPUS TX 491 SON



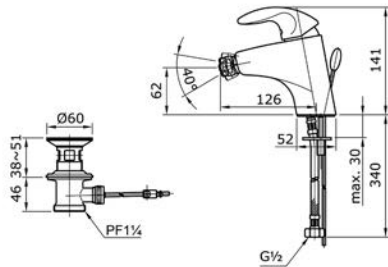
FIORE TX 115 LFBR



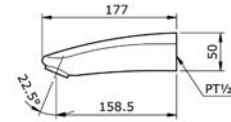
FIORE TX 119 LFBR



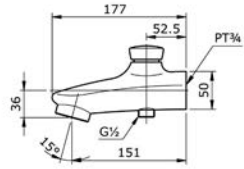
FIORE TX 303 BFBR



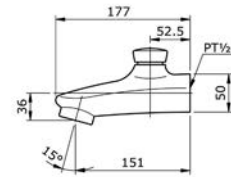
FIORE TX 441 SF



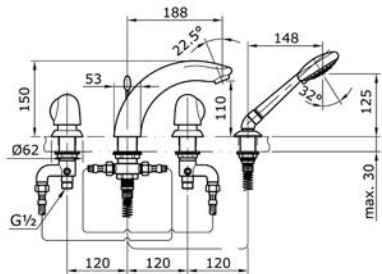
FIORE TX 470 SFV2



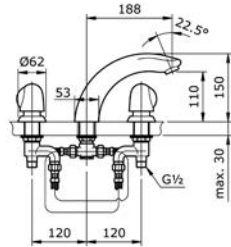
FIORE TX 470 SF



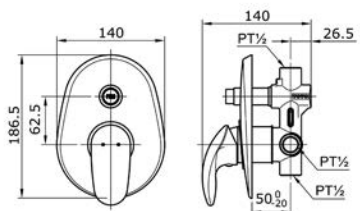
FIORE TX 447 SFBR



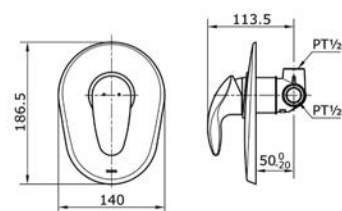
FIORE TX 467 SFBR



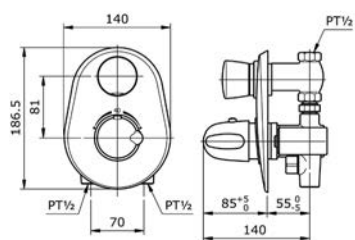
FIORE TX 442 SFN



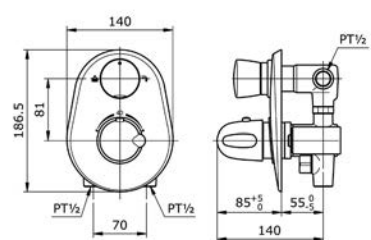
FIORE TX 443 SFN



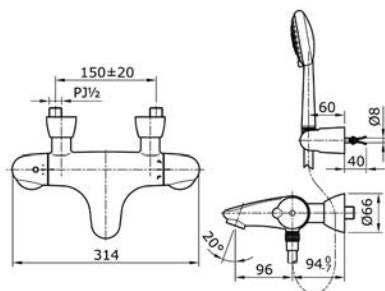
FIORE TX 451 SFBR



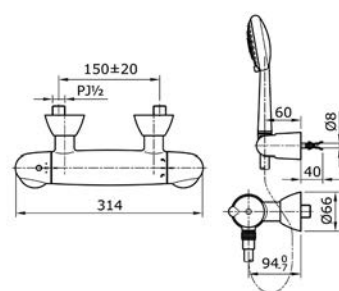
FIORE TX 473 SFBR



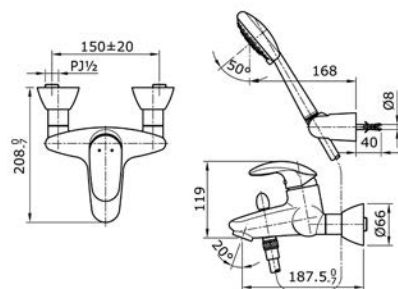
FIORE TX 449 SFN



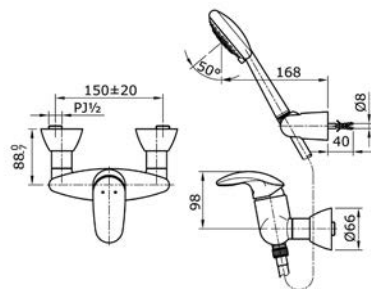
FIORE TX 450 SFN



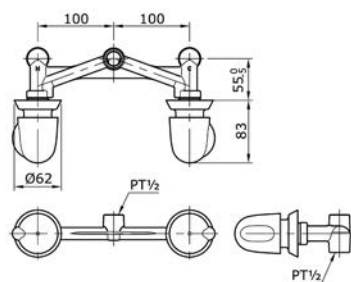
FIORE TX 471 SFMBR



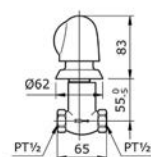
FIORE TX 474 SFMBR



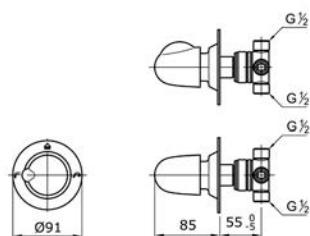
FIORE TX 468 SFBR



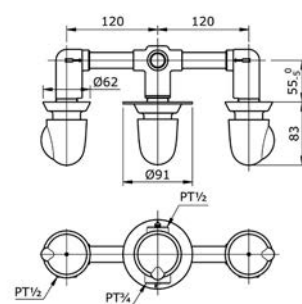
FIORE TX 452 SF



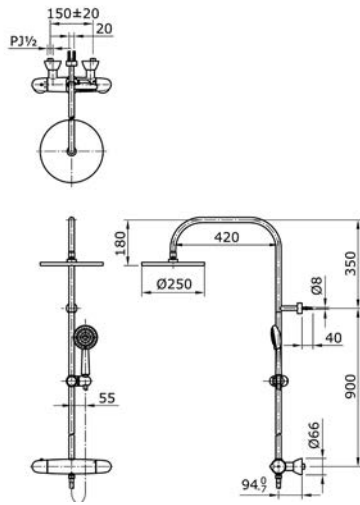
FIORE TX 484 SF



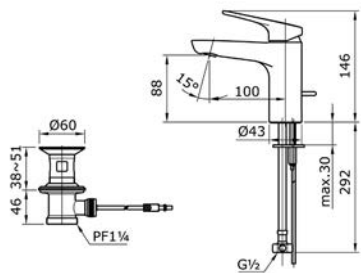
FIORE TX 469 SFBR



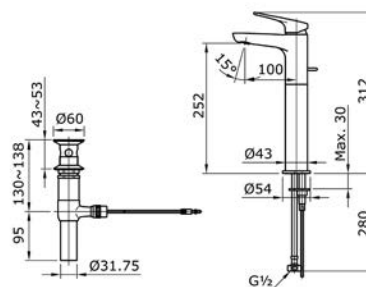
FIORE TX 454 SFN



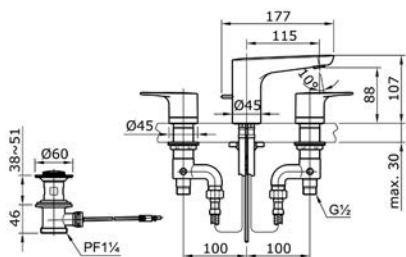
REI-R TX 115 LRR



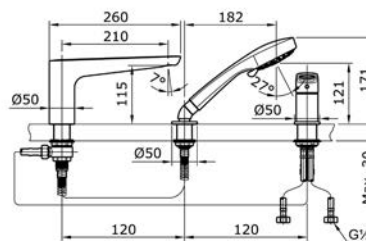
REI-R TX 116 LRRN



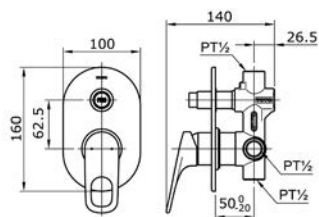
REI-R TX 119 LRR



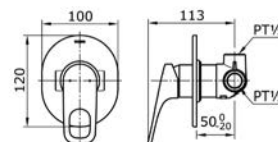
REI-R TX 496 SRR



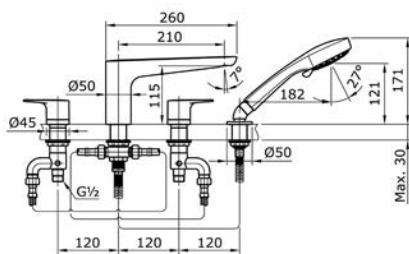
REI-R TX 442 SRRN



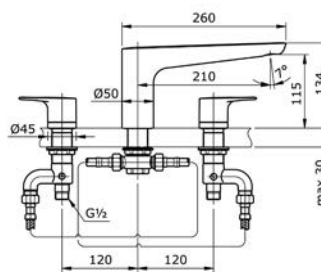
REI-R TX 443 SRRN



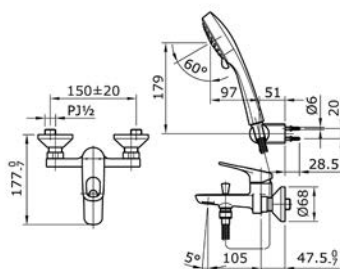
REI-R TX 447 SRR



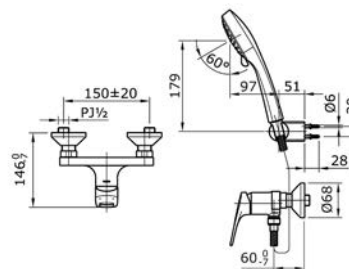
REI-R TX 467 SRR



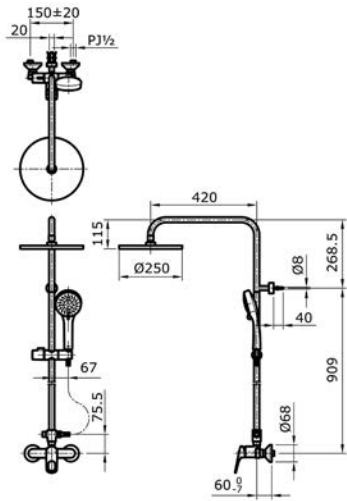
REI-R TX 471 SRR



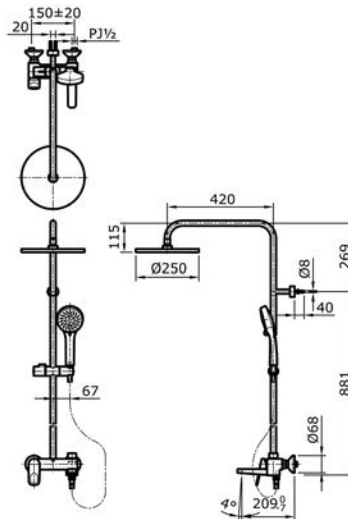
REI-R TX 474 SRR



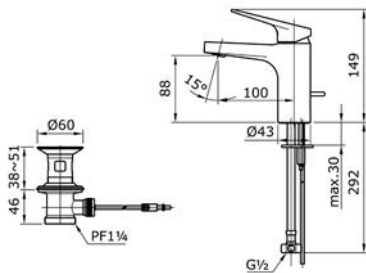
REI-R TX 492 SRRZ



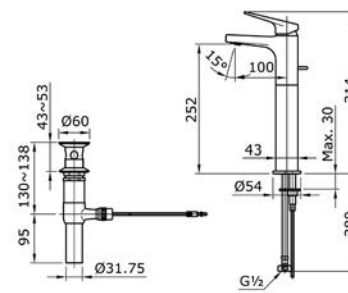
REI-R TX 493 SRR



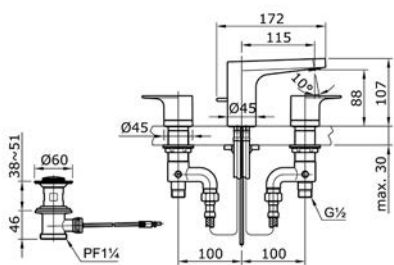
REI-S TX 115 LRS



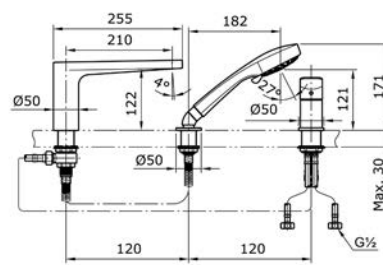
REI-S TX 116 LRSN



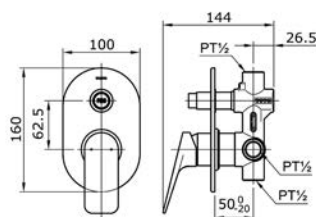
REI-S TX 119 LRS



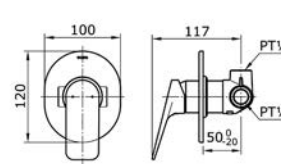
REI-S TX 496 SRSN



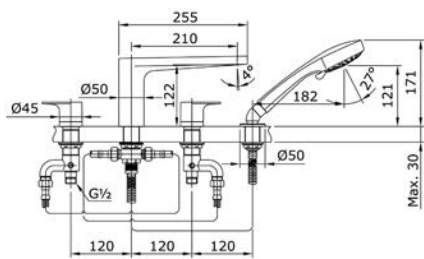
REI-S TX 442 SRSN



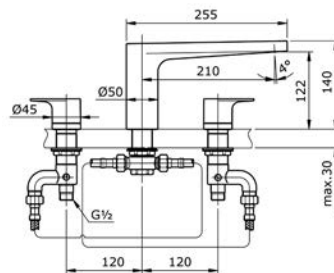
REI-S TX 443 SRSN



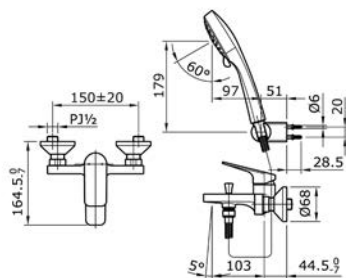
REI-S TX 447 SRSN



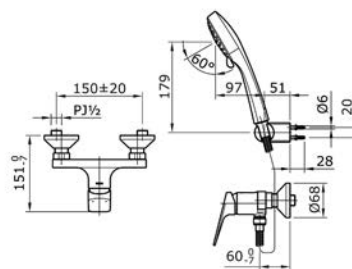
REI-S TX 467 SRS



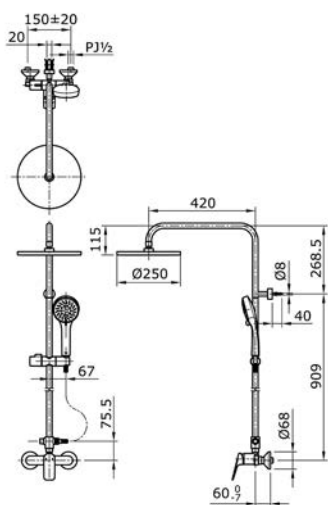
REI-S TX 471 SRSN



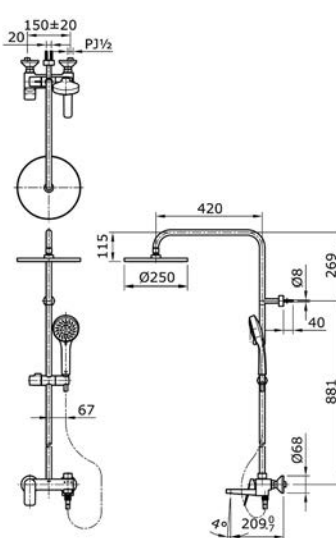
REI-S TX 474 SRSN



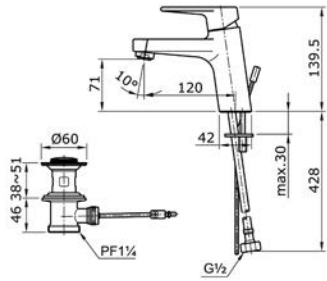
REI-S TX 492 SRS



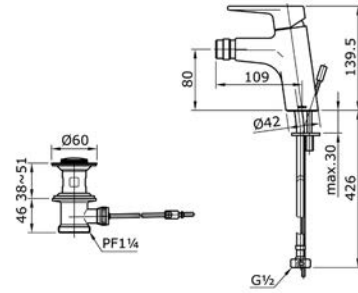
REI-S TX 493 SRS



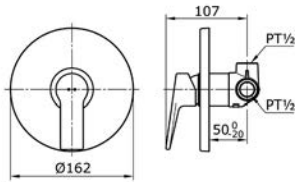
JAZZ TX108 LJ



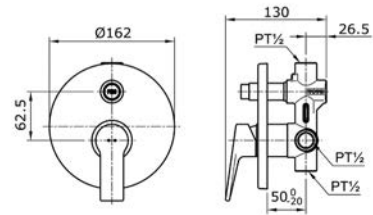
JAZZ TX 301 BJ



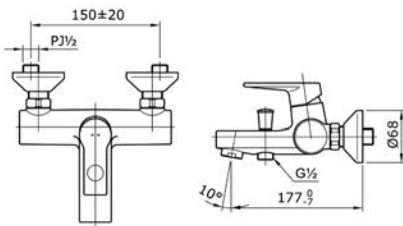
JAZZ TX 405 SJN



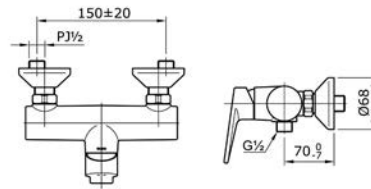
JAZZ TX 404 SJZ



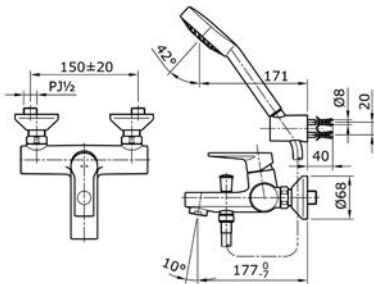
JAZZ TX 432 SJV1



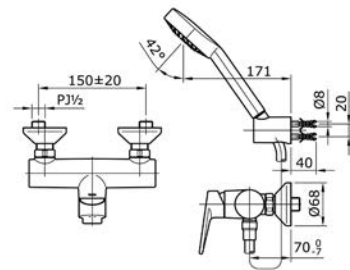
JAZZ TX 433 SJV1



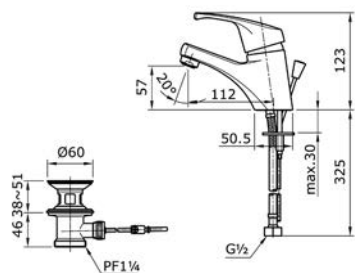
JAZZ TX 432 SJN



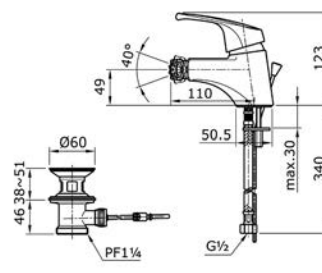
JAZZ TX 433 SJN



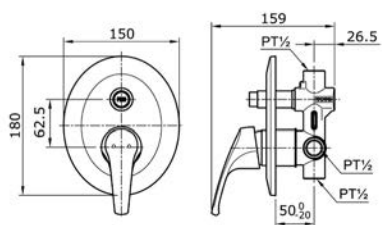
BELLA TX 101 LB



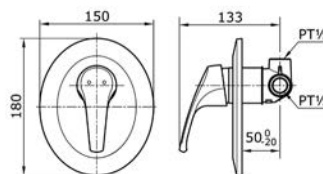
BELLA TX 301 BB



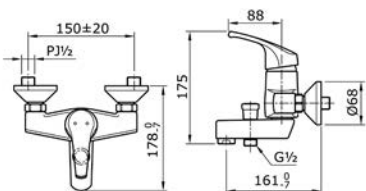
BELLA TX 404 SBN



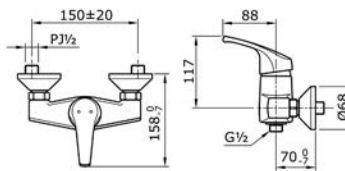
BELLA TX 405 SBN



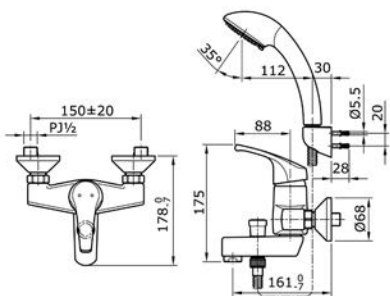
BELLA TX 401 SBV1



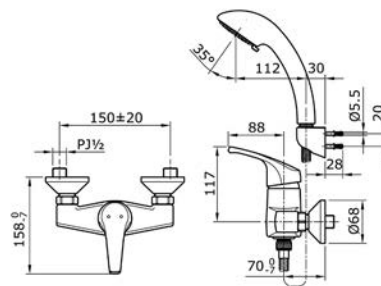
BELLA TX 401 SBV2



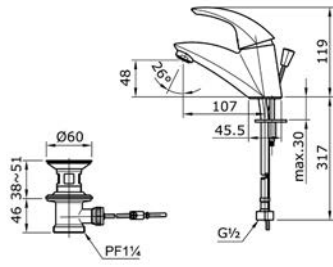
BELLA TX 401 SB



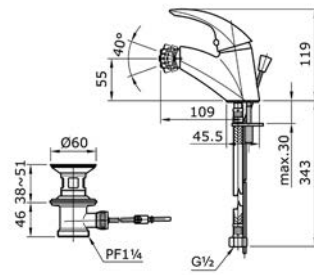
BELLA TX 401 SBV5



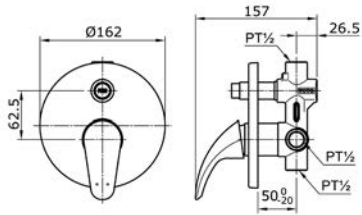
HELIO TX 108 LHBR



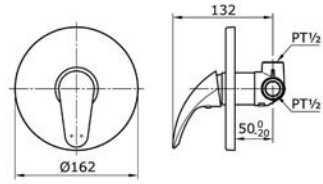
HELIO TX 301 BHBR



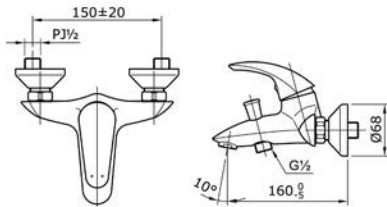
HELIO TX 404 SHZ



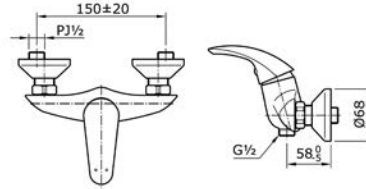
HELIO TX 405 SHN



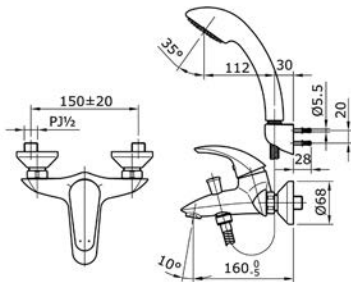
HELIO TX 432 SHV1BR



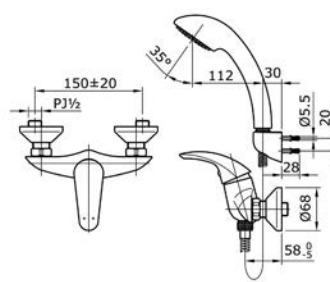
HELIO TX 433 SHV1BR



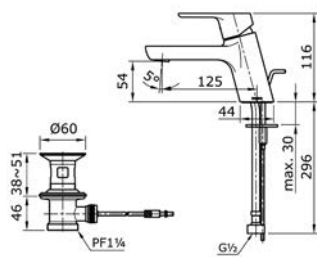
HELIO TX 432 SHBR



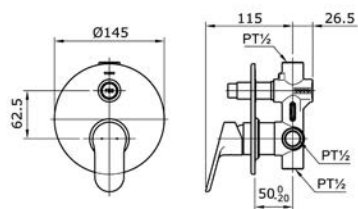
HELIO TX 433 SHBR



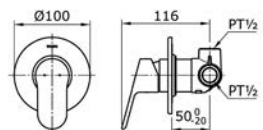
UMI TX 115 LU



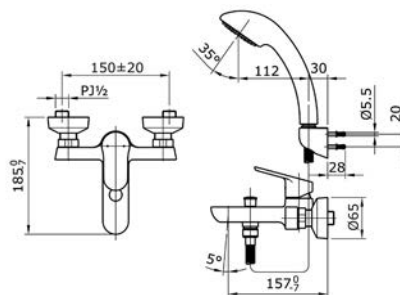
UMI TX 442 SU



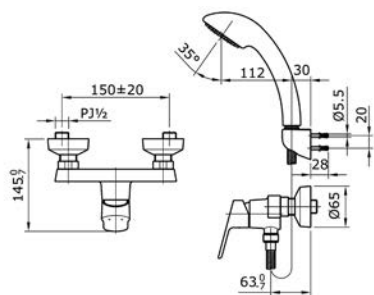
UMI TX 443 SUN



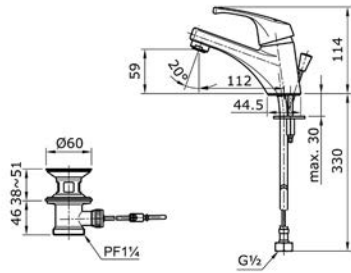
UMI TX 471 SU



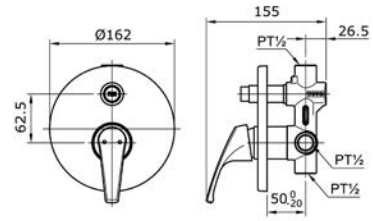
UMI TX 474 SU



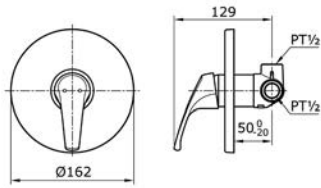
DONNA TX 108 LDN



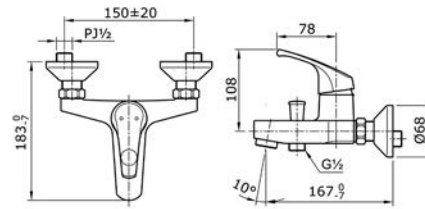
DONNA TX 404 SDZ



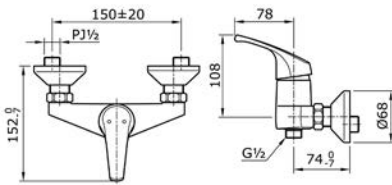
DONNA TX 405 SDN



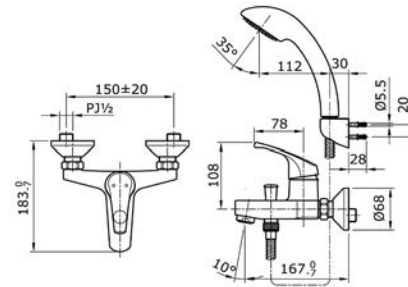
DONNA TX 432 SDV1



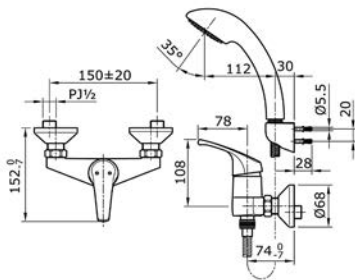
DONNA TX 433 SDV1



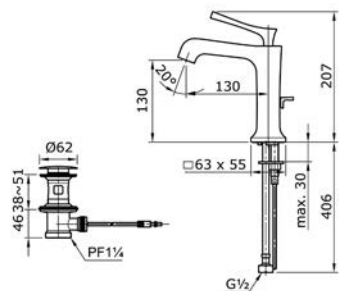
DONNA TX 432 SD



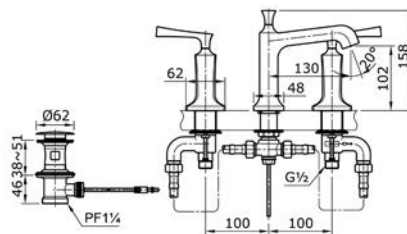
DONNA TX 433 SD



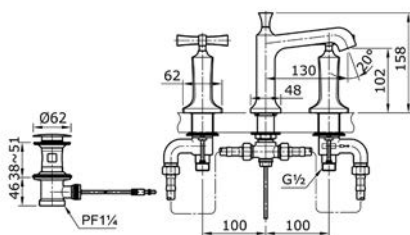
WENZAL TX 115 LW



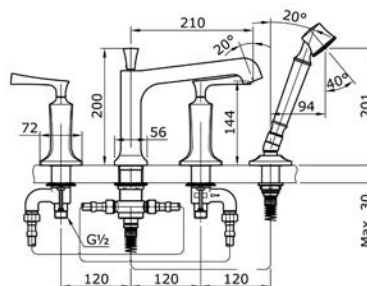
WENZAL TX 119 LW



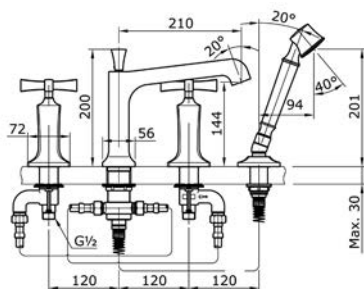
WENZAL TX 119 LWC



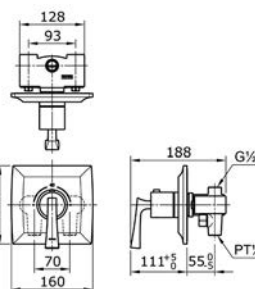
WENZAL TX 447 SW



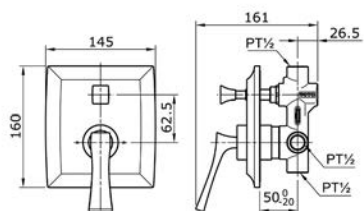
WENZAL TX 447 SWC



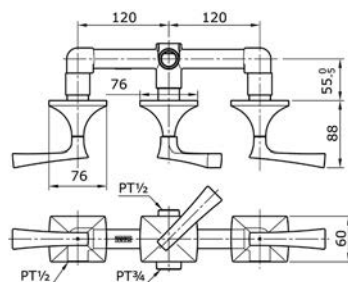
WENZAL TX 489 SW



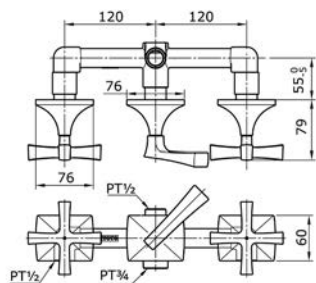
WENZAL TX 442 SW



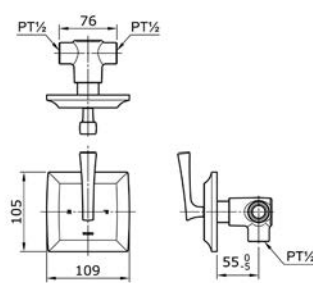
WENZAL TX 469 SW



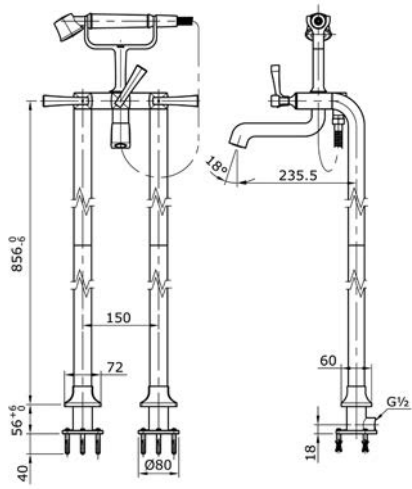
WENZAL TX 469 SWC



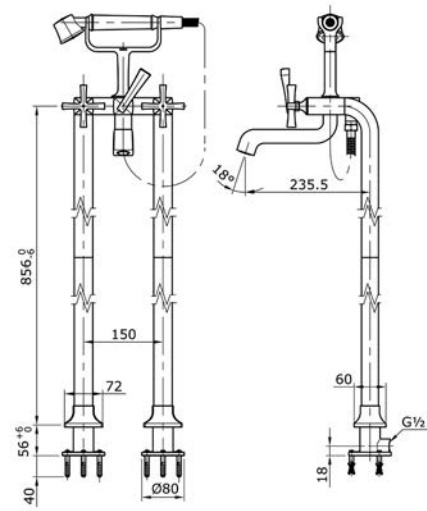
WENZAL TX 453 SW



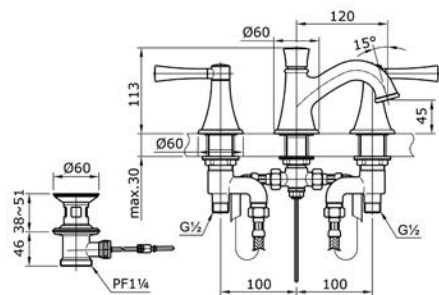
WENZAL TX 445 SWV3



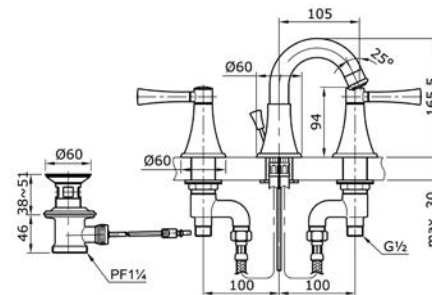
WENZAL TX 445 SWCV3



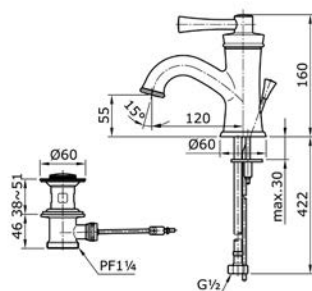
GLORIA TX 103 LG



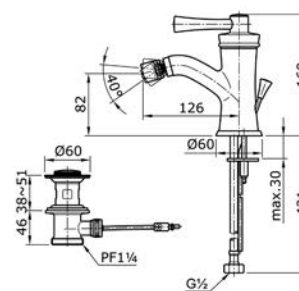
GLORIA TX 119 LGV1



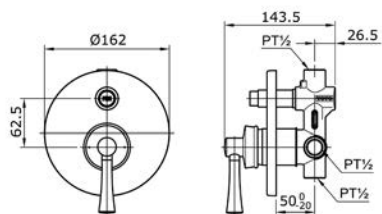
GLORIA TX 108 LG



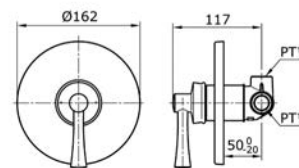
GLORIA TX 301 BG



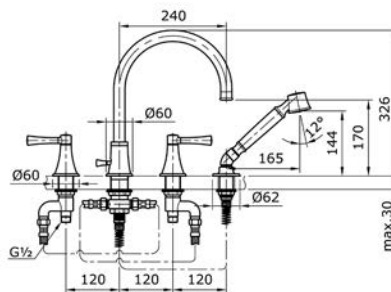
GLORIA TX 404 SGZ



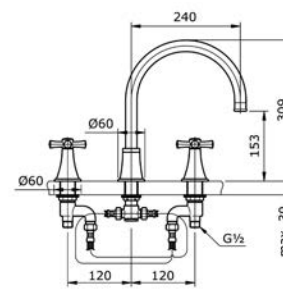
GLORIA TX 405 SGN



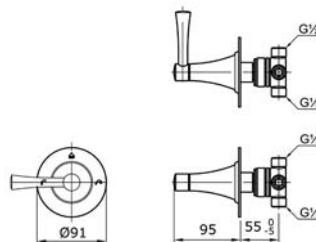
GLORIA TX 447 SGV1



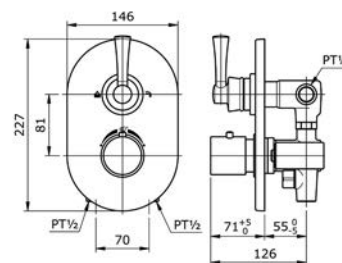
GLORIA TX 467 SGV1



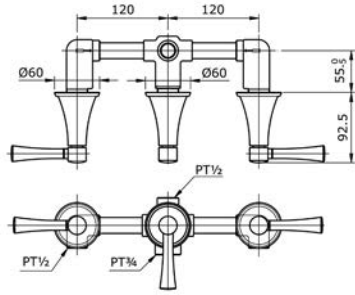
GLORIA TX 484 SG



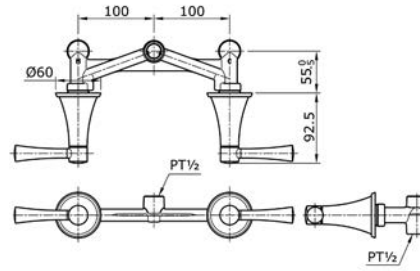
GLORIA TX 473 SG



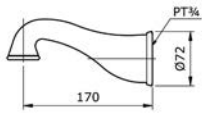
GLORIA TX 417 SG



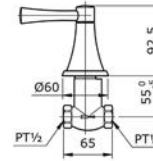
GLORIA TX 419 SG



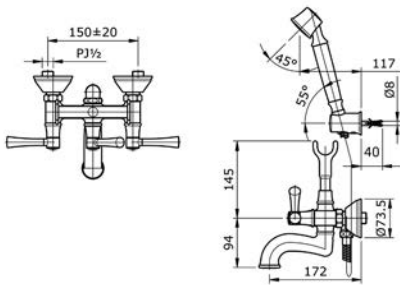
GLORIA TX 418 SG



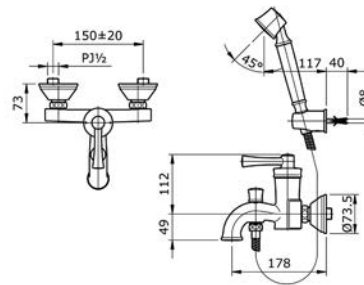
GLORIA TX 421 SG



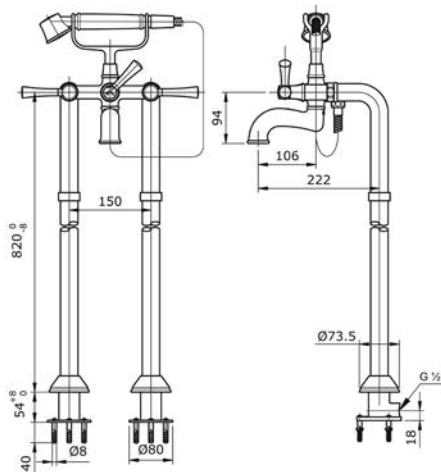
GLORIA TX 411 SG



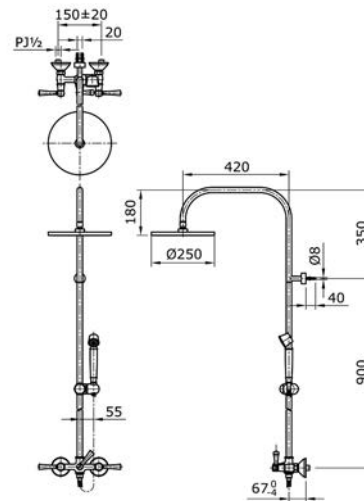
GLORIA TX 432 SG



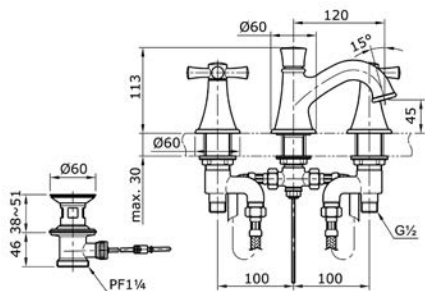
GLORIA TX 411 SGV3N



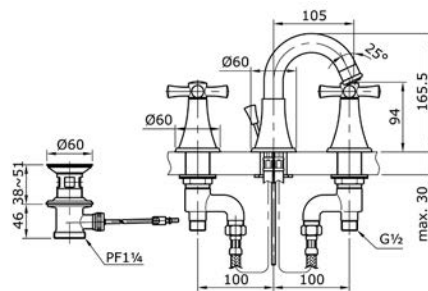
GLORIA TX 492 SGN



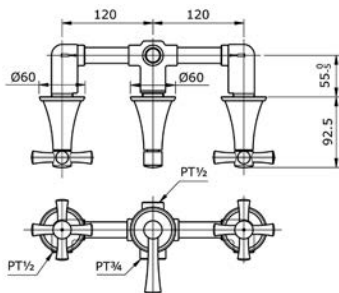
GLORIA TX 103 LGNCBR



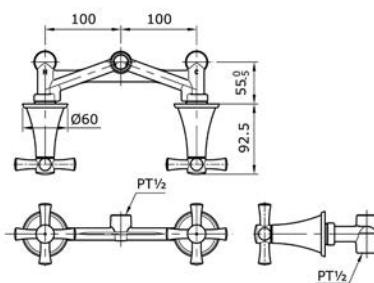
GLORIA TX 119 LGNCV1BR



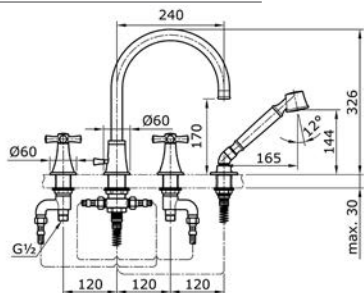
GLORIA TX 417 SGNCBR



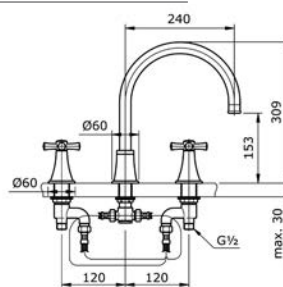
GLORIA TX 419 SGNCBR



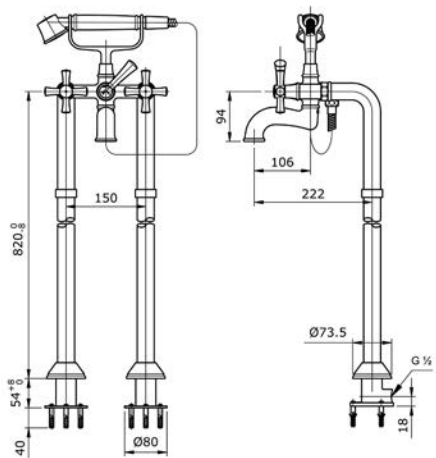
GLORIA TX 447 SGNCV1BR



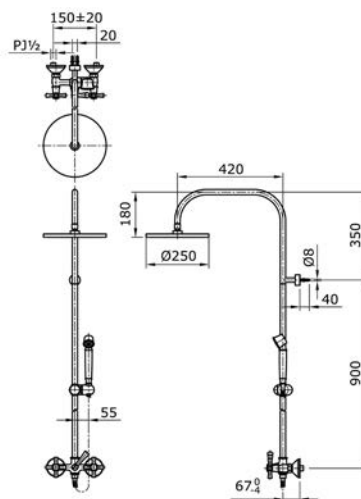
GLORIA TX 467 SGNCV1BR



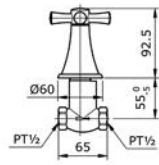
GLORIA TX 411 SGNCV3BR



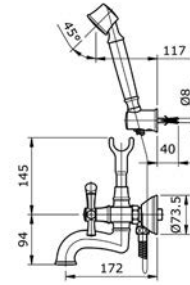
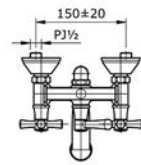
GLORIA TX 492 SGNC



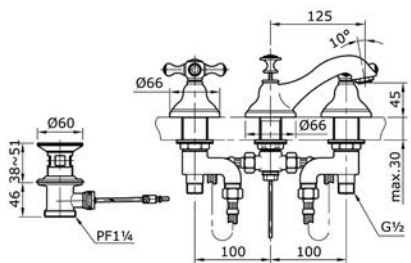
GLORIA TX 421 SGNC



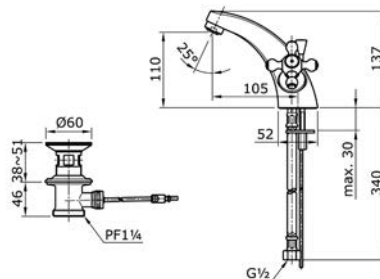
GLORIA TX 411 SGNCBR



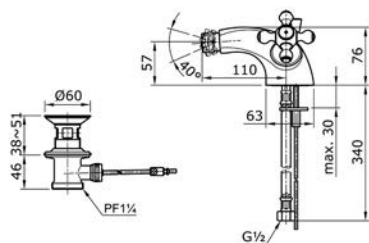
CURIO TX 103 LCBR



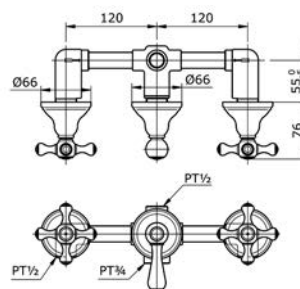
CURIO TX 110 LCBR



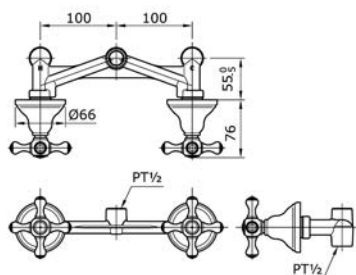
CURIO TX 302 BCBR



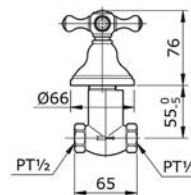
CURIO TX 417 SBCBR



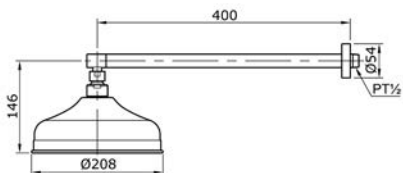
CURIO TX 419 SCBR



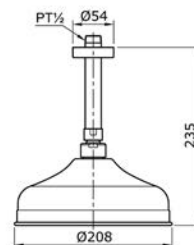
CURIO TX 421 SC



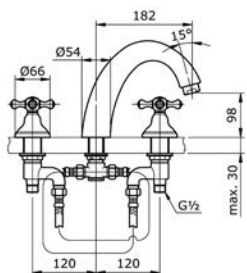
CURIO TX 488 SCZ



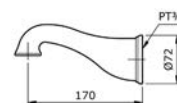
CURIO TX 491 SCZ



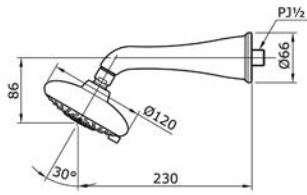
CURIO TX 430 SCBR



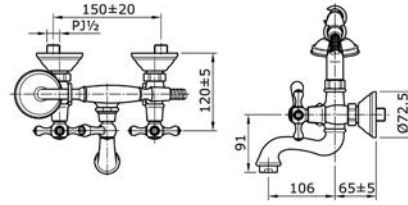
CURIO TX 418 S



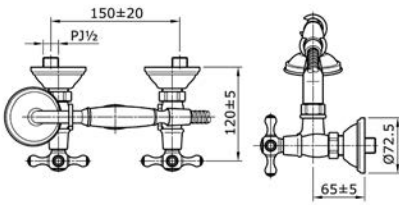
CURIO TX 422 SC



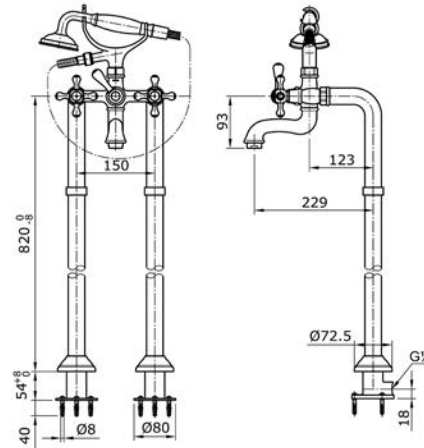
CURIO TX 411 SC



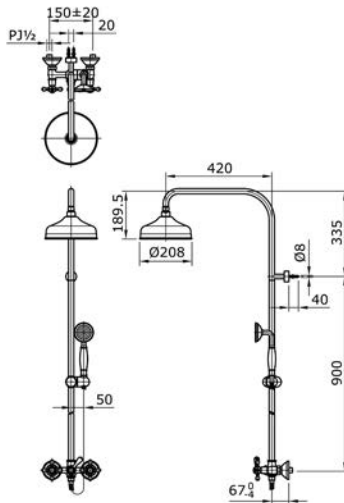
CURIO TX 416 SC



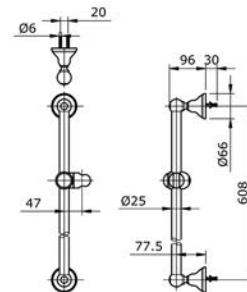
CURIO TX 411 SCV3



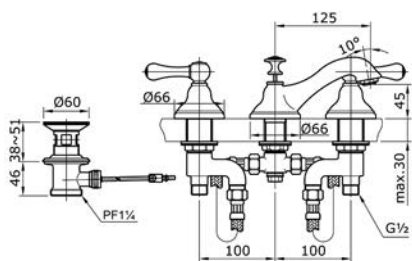
CURIO TX 492 SCZ



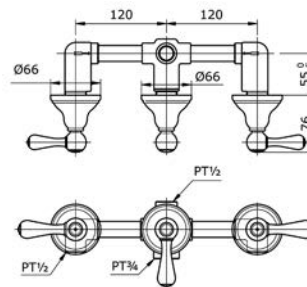
CURIO TX 721 AC



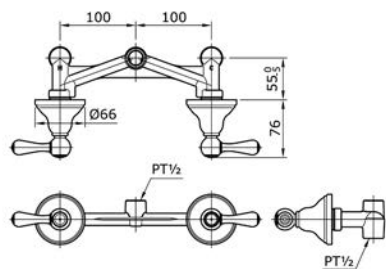
CURIO TX 103 LCLBR



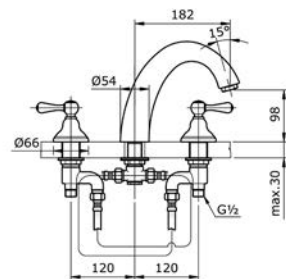
CURIO TX 417 SBCLBR



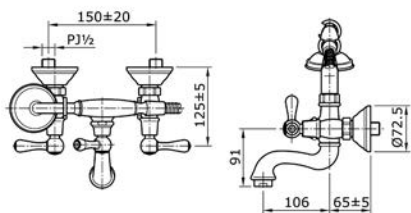
CURIO TX 419 SCLBR



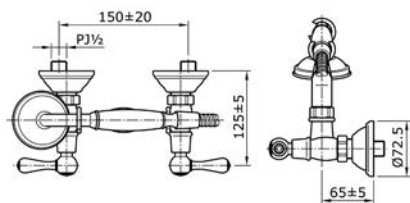
CURIO TX 430 SCLBR



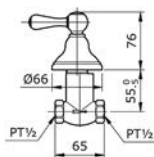
CURIO TX 411 SCL



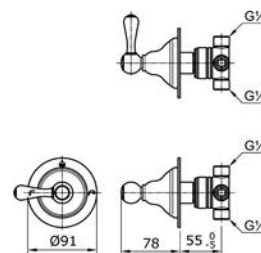
CURIO TX 416 SCL



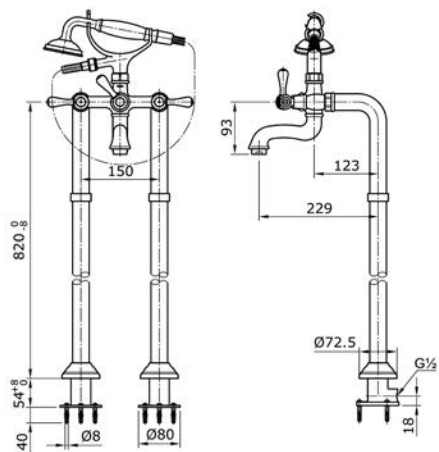
CURIO TX 421 SCL



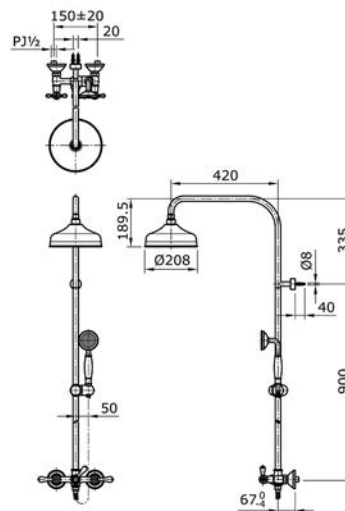
CURIO TX 484 SCL



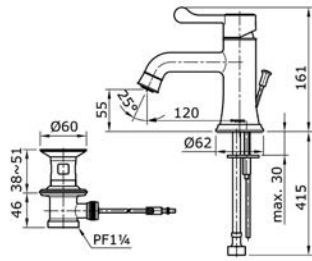
CURIO TX 411 SCLV3



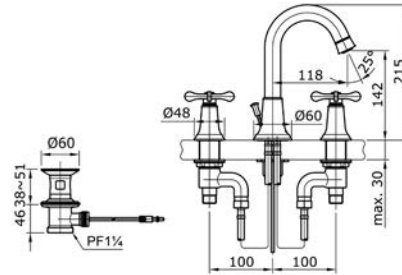
CURIO TX 492 SCLZ



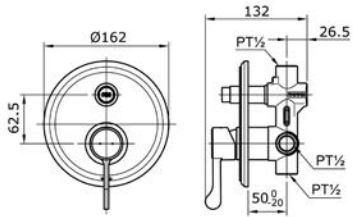
SATIN TX 115 LS



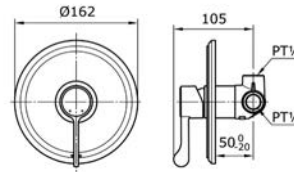
SATIN TX 119 LS



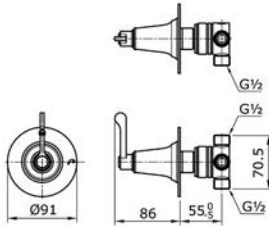
SATIN TX 442 SSN



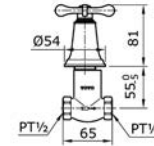
SATIN TX 443 SSN



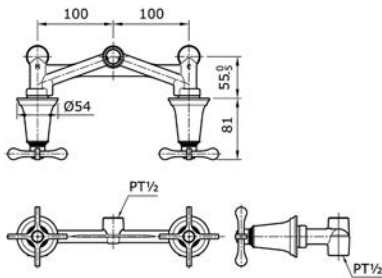
SATIN TX 453 SS



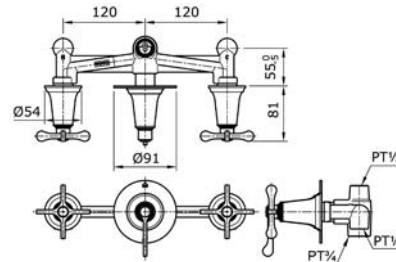
SATIN TX 452 SS



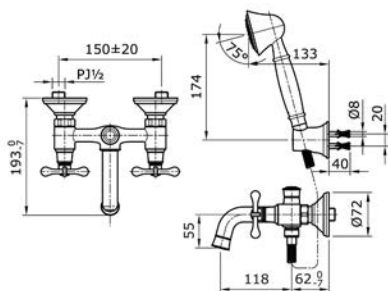
SATIN TX 468 SS



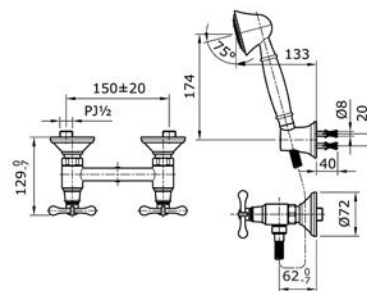
SATIN TX 469 SS



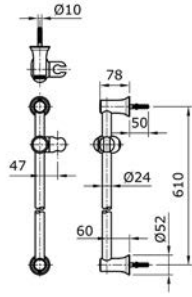
SATIN TX 445 SS



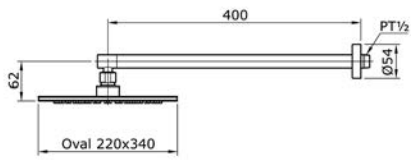
SATIN TX 446 SS



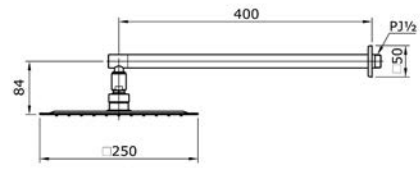
SATIN TX 721 AS



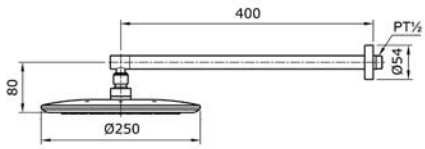
TX 488 SQN



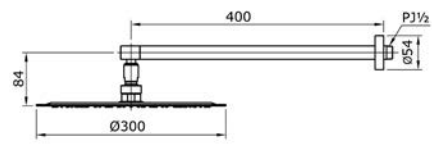
TX 488 ST



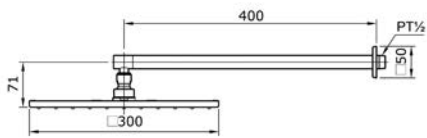
TX 488 SLZ



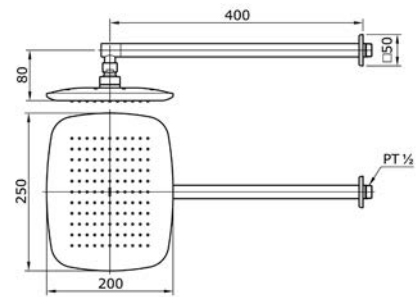
TX 488 SMZ



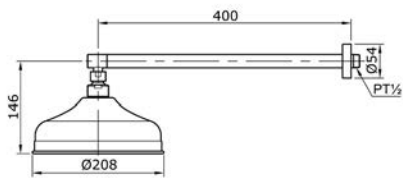
TX 488 SIZ



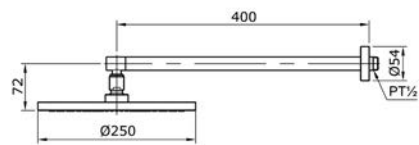
TX 488 SON



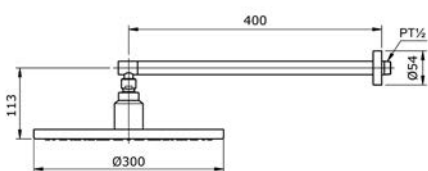
TX 488 SCZ



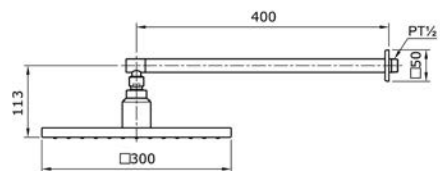
TX 488 SZ



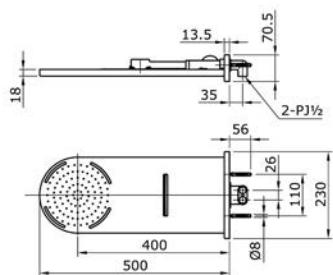
TX 497 S



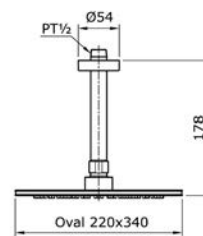
TX 498 SN



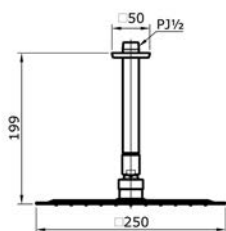
TX 488 SLED



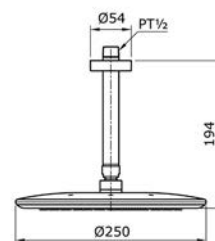
TX 491 SQN



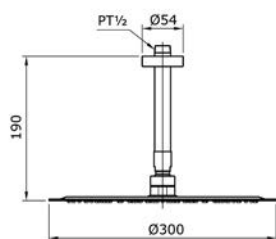
TX 491 ST



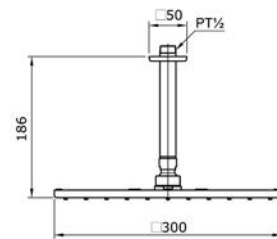
TX 491 SLZ



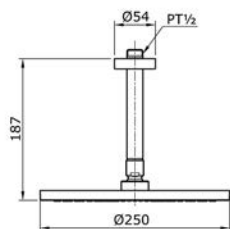
TX 491 SMZ



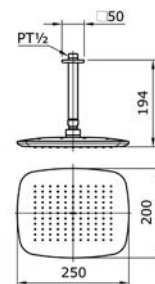
TX 491 SIZ



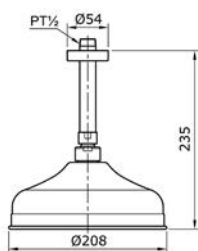
TX 491 SN



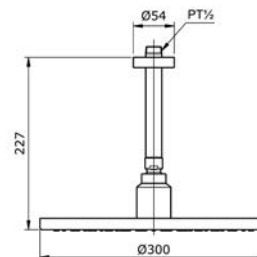
TX 491 SON



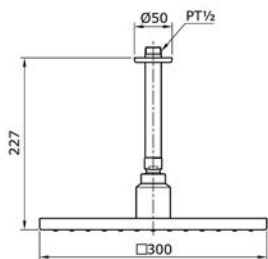
TX 491 SCZ



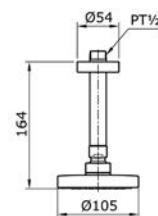
TX 497 SV1



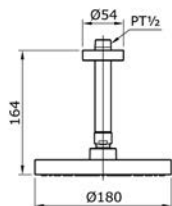
TX 498 SV1N



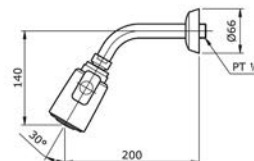
TX 475 SMZ



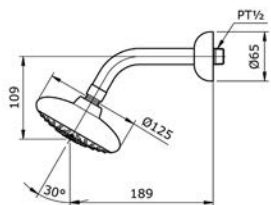
TX 475 SEZ



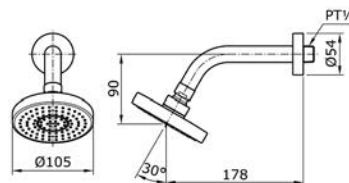
TB 18 DR



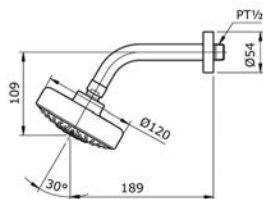
TX 465 SL



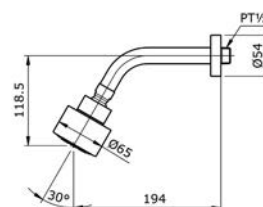
TX 465 SMZ



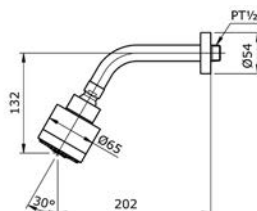
TX 465 SEN



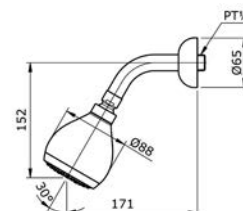
TX 438 SE



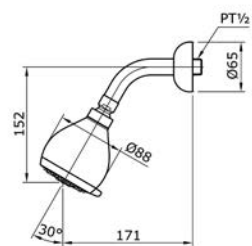
TX 438 SEM



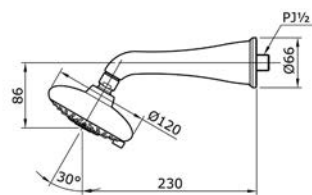
TX 466 S



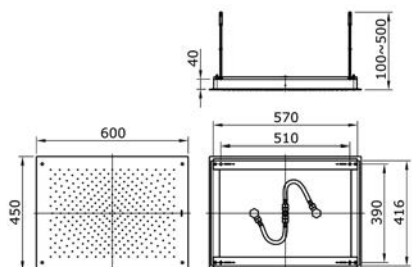
TX 466 SM



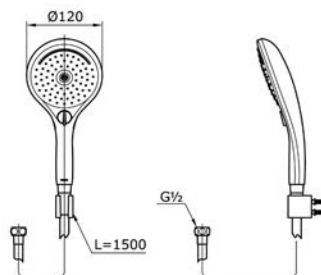
TX 422 SC



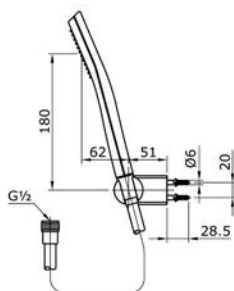
TX 499 S



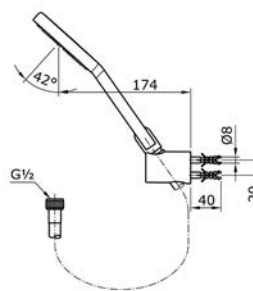
DM 720 CAJIVG



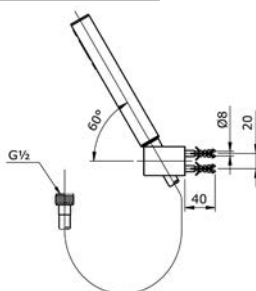
THX 118 ST



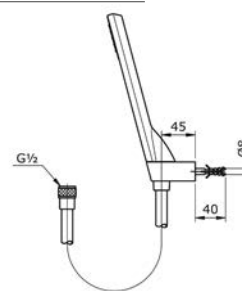
THX 118 SM



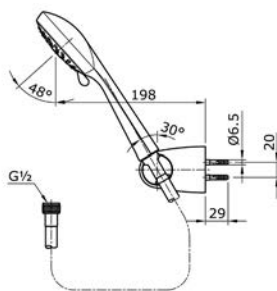
THX 118 SI



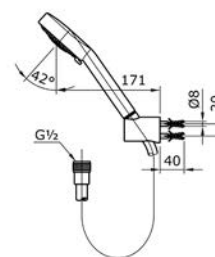
THX 118 SN



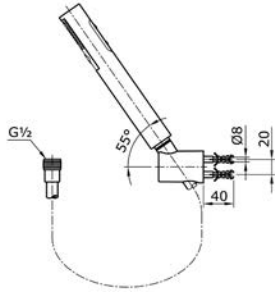
THX 118 SV



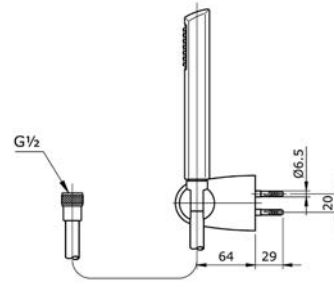
THX 118 SE



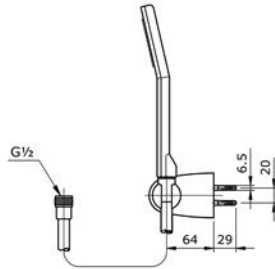
THX 118 SESMN



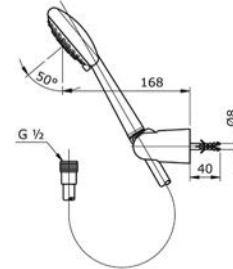
THX 118 SK



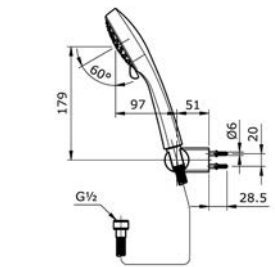
THX 118 SO



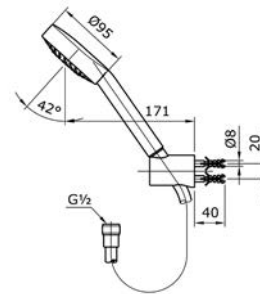
THX 118 SFMN



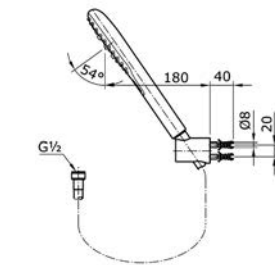
THX 118 SRR



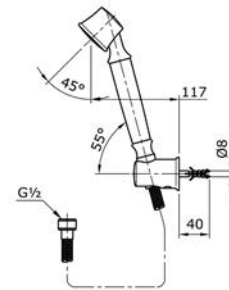
THX 118 SJN



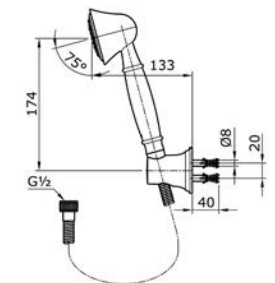
THX 118 SX



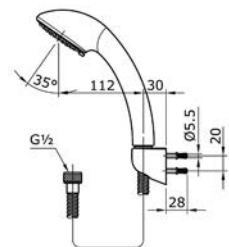
THX 118 SG



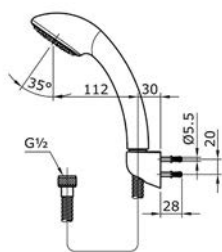
THX 118 SS



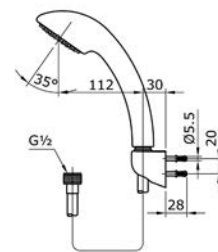
THX 19 B



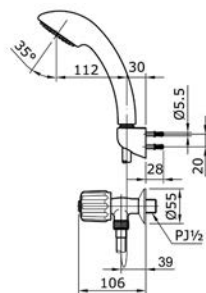
THX 48 B



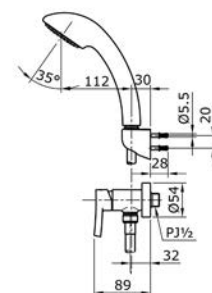
THX 17 B



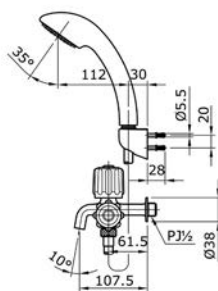
TX 402 S



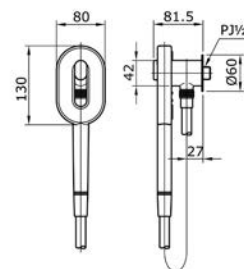
TX 402 SP



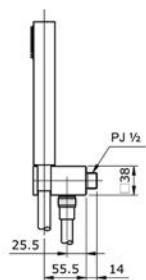
TX 423 S



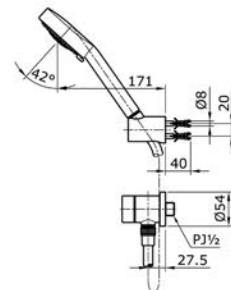
TX 472 SQN



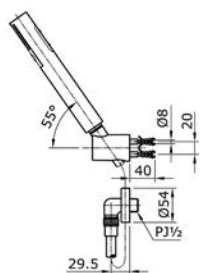
TX 426 SI



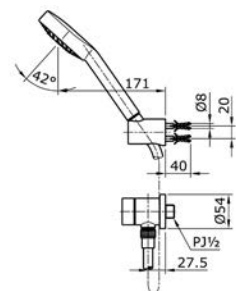
TX 472 SE



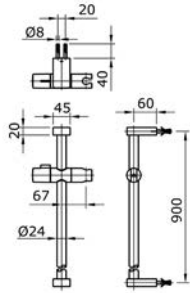
TX 472 SESMN



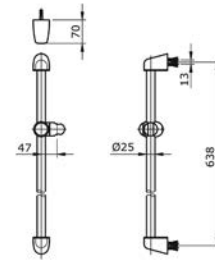
TX 472 SJN



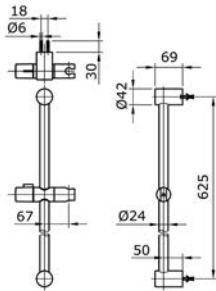
TX 721 AM



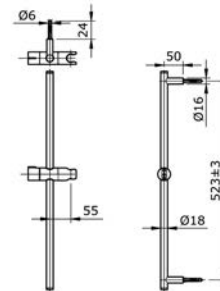
TX 721 AN



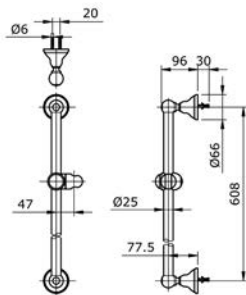
TX 721 AEZ



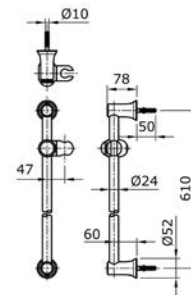
TX 721 AESN



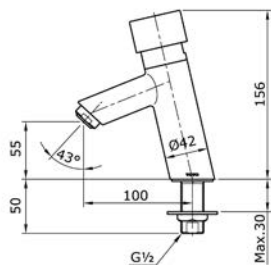
TX 721 AC



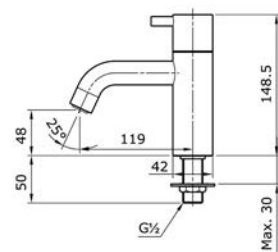
TX 721 AS



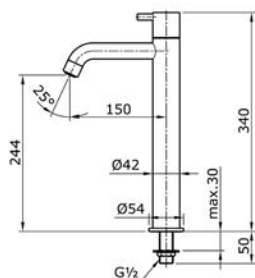
TX 126 LE



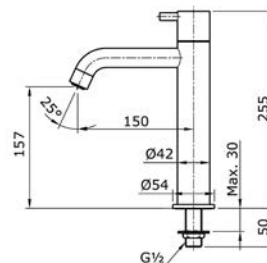
TX 122 LESN



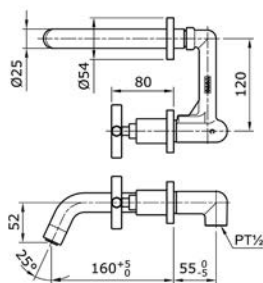
TX 123 LESN



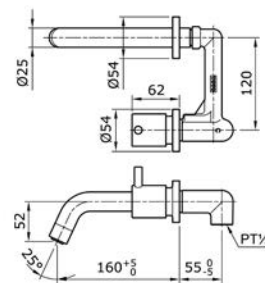
TX 123 LESV4N



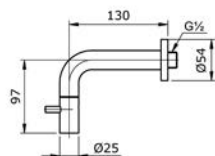
TX 124 LEC



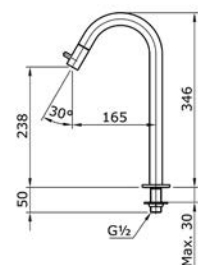
TX 124 LES



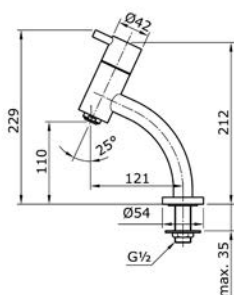
TX 133 L



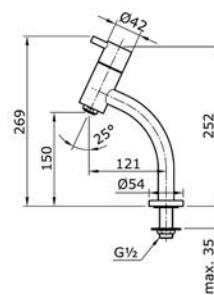
TX 127 L



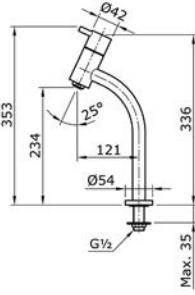
TX 125 LES



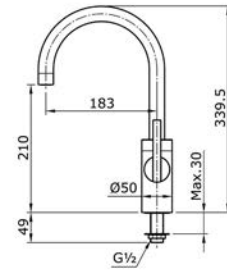
TX 125 LESV1



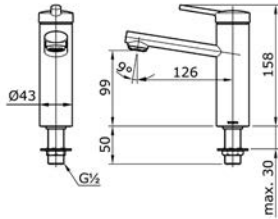
TX 125 LESV2



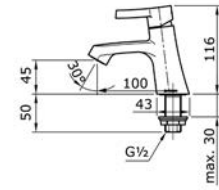
TX 109 LE



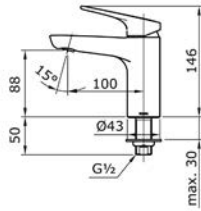
TX 109 LV



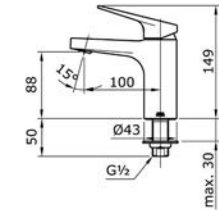
TX 109 LP



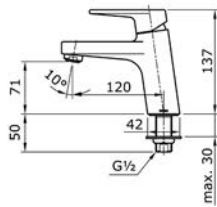
TX 109 LRR



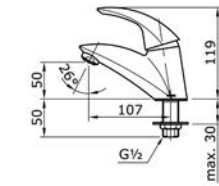
TX 109 LRS



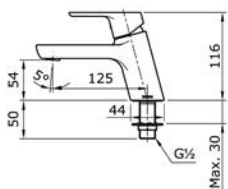
TX 109 LJ



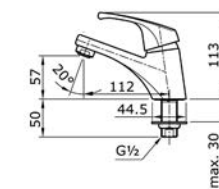
TX 109 LH



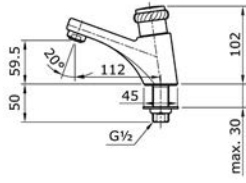
TX 109 LU



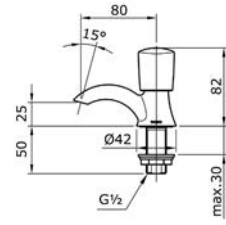
TX 109 LD



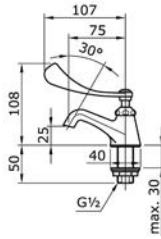
TX 111 LRYR



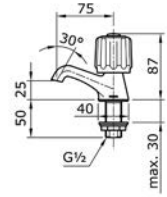
TX 129 L



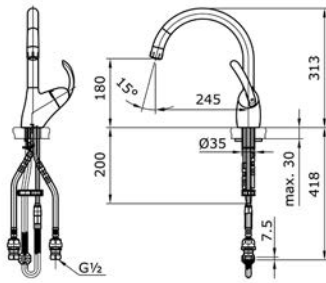
T 205 QN



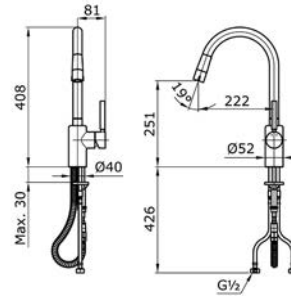
T 205 MB



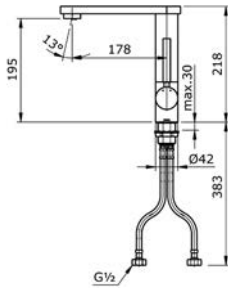
TKN 34 PBN



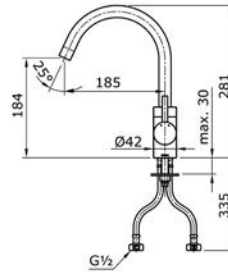
TX 608 KNBR



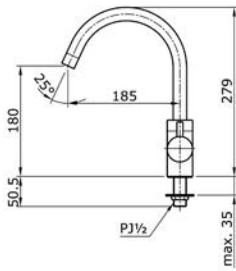
TX 605 KMBR



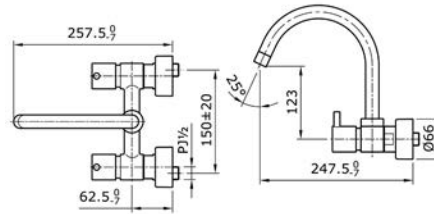
TX 605 KESBR



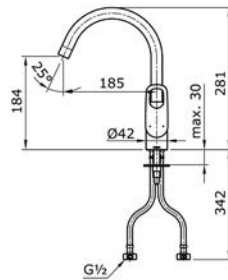
TX 606 KES



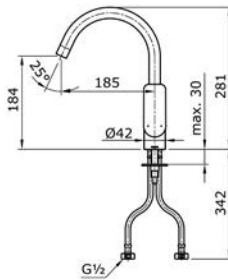
TX 607 KESBR



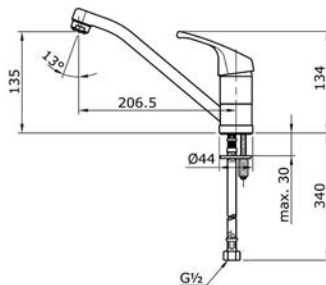
TX 605 KRR



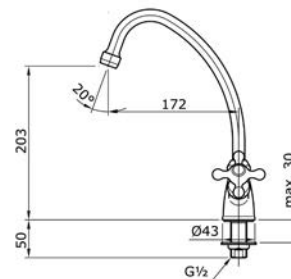
TX 605 KRS



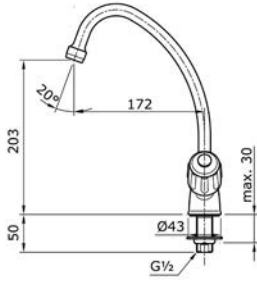
TX 604 KDN



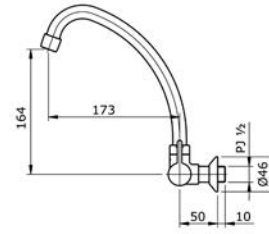
TX 603 KCS



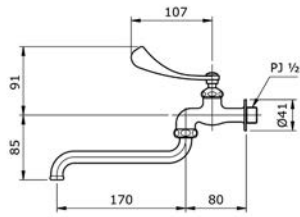
TX 603 KM



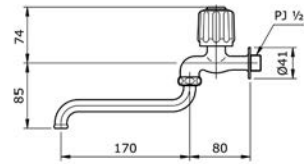
TX 609 K



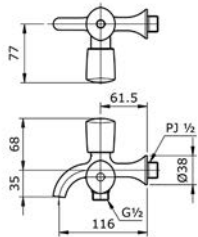
T 30 ARQ13N



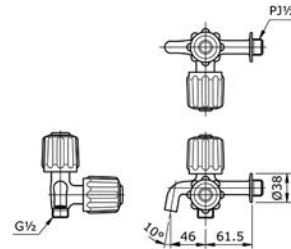
T 30 AR13V7N



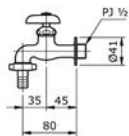
TX 131 L



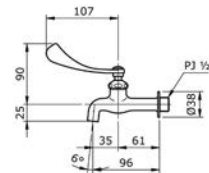
TX 423 ST1



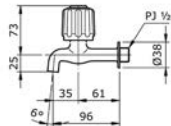
T 26-13



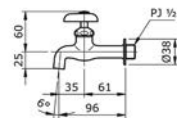
T 23 BQ13N



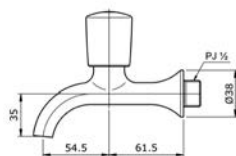
T 23 B13V7NB



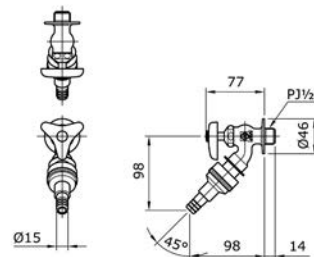
T 23 B13



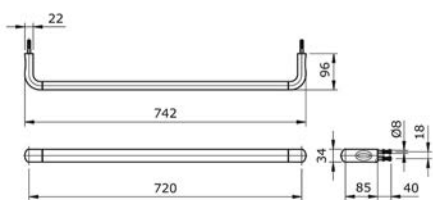
TX 130 L



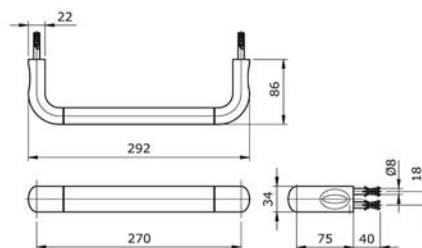
T 28 UNH13



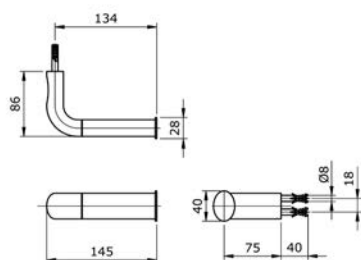
TX 701 AQ



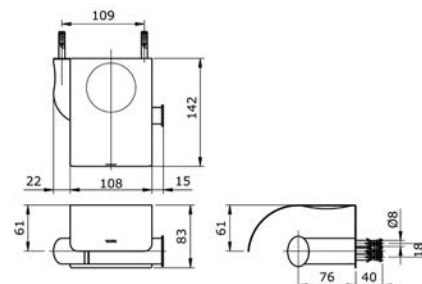
TX 702 AQ



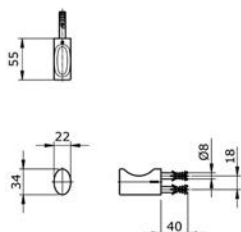
TX 703 AQ



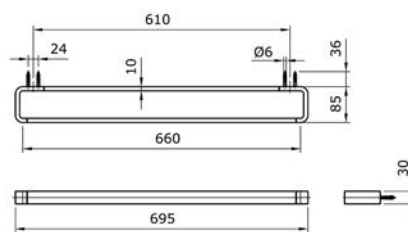
TX 703 AQV1



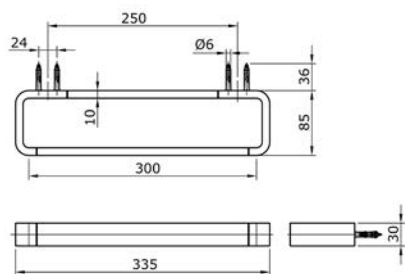
TX 704 AQ



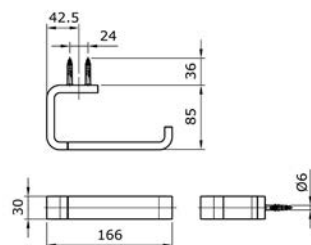
TX 701 AM



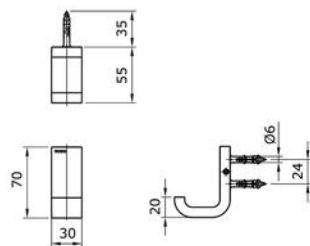
TX 702 AM



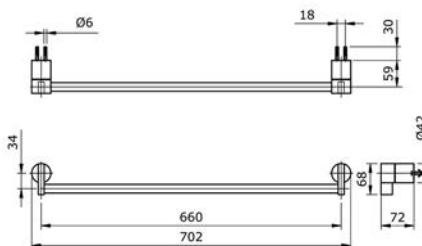
TX 703 AM



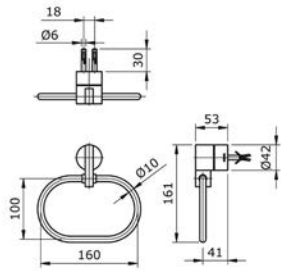
TX 704 AM



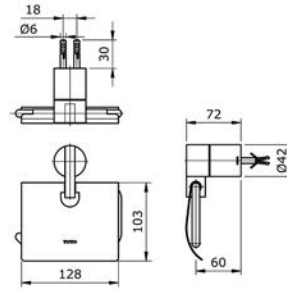
TX 701 AE



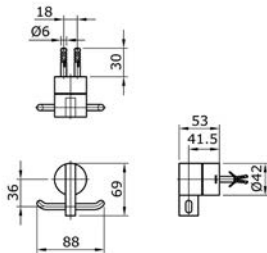
TX 702 AE



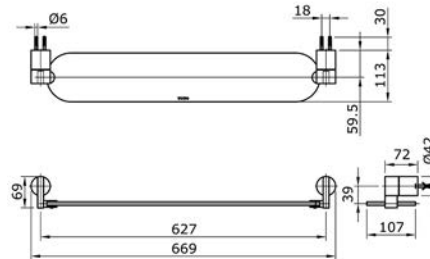
TX 703 AE



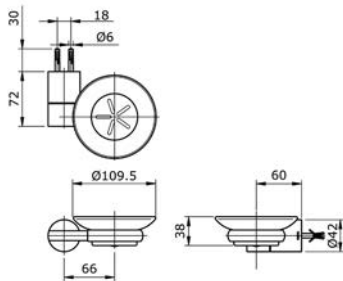
TX 704 AE



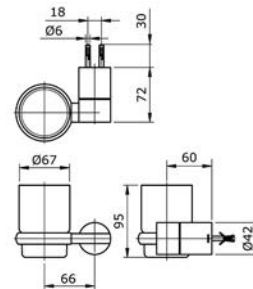
TX 705 AE



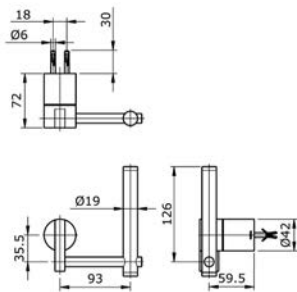
TX 706 AE



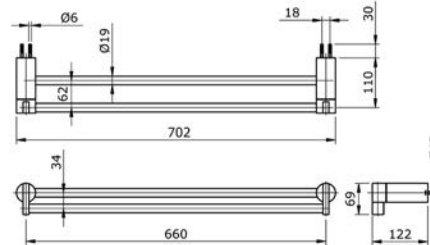
TX 707 AE



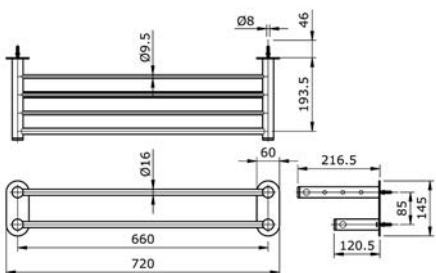
TX 722 AE



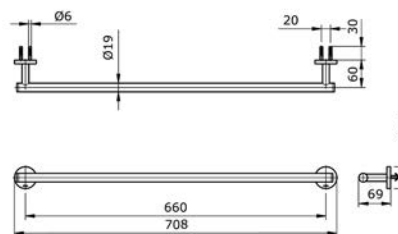
TX 724 AE



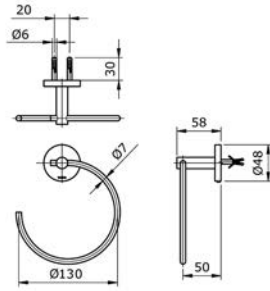
TX 726 AE



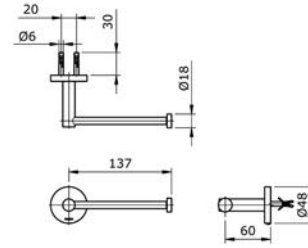
TX 701 AES



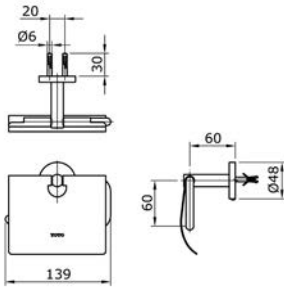
TX 702 AES



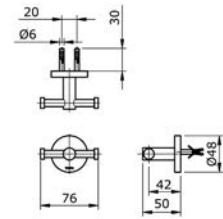
TX 703 AES



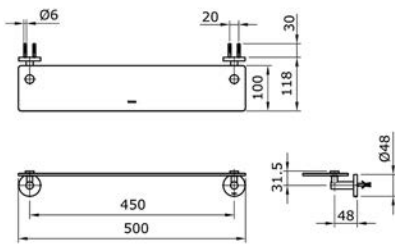
TX 703 AESV1



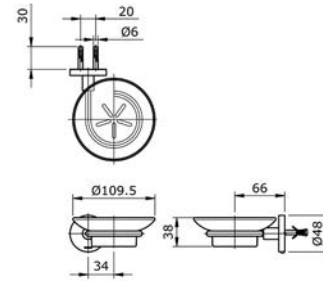
TX 704 AES



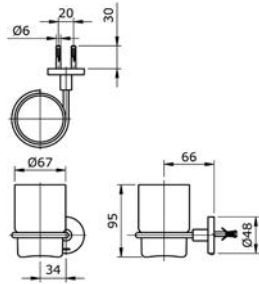
TX 705 AES



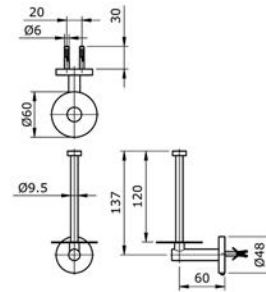
TX 706 AES



TX 707 AES



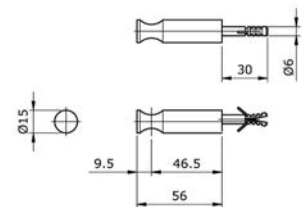
TX 722 AES



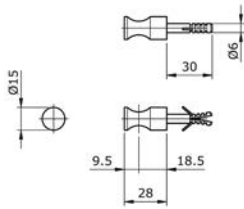
TX 701 AEZ



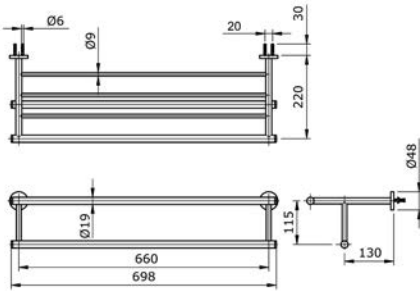
TX 704 AEZ



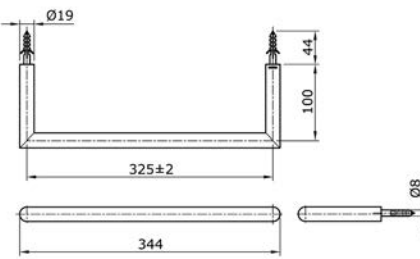
TX 704 AEZV1



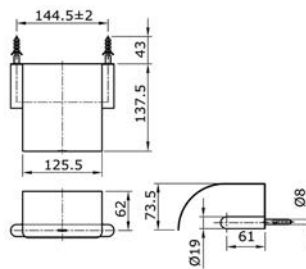
TX 726 AES



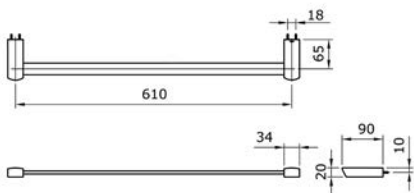
TX 702 M3A



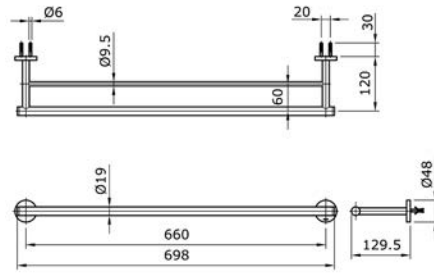
TX 703 M3AV1



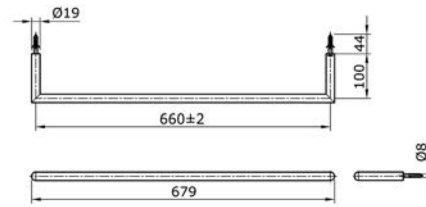
DS 733



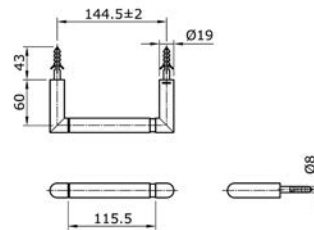
TX 724 AES



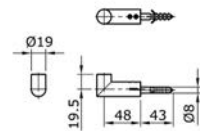
TX 701 M3A



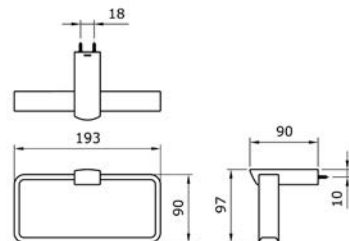
TX 703 M3A



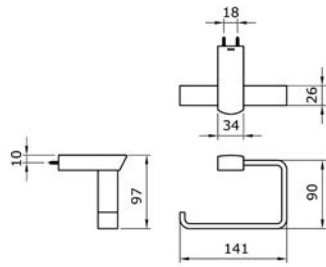
TX 704 M3A



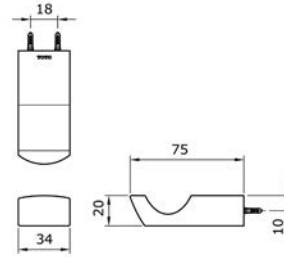
DS 732



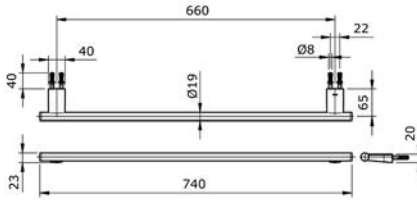
DS 731



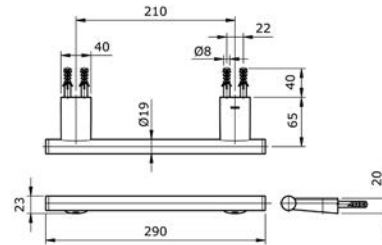
DS 730



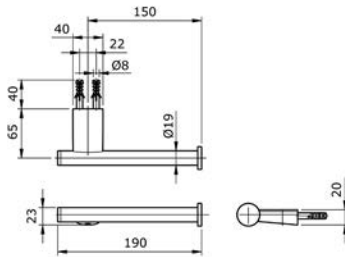
TX 701 ARR



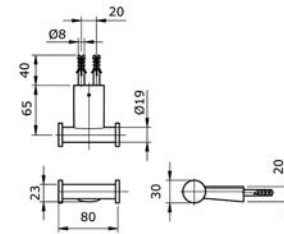
TX 702 ARR



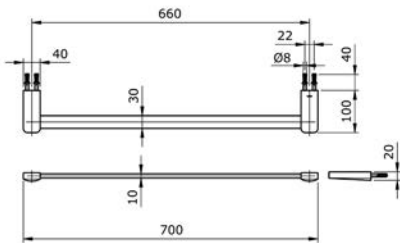
TX 703 ARR



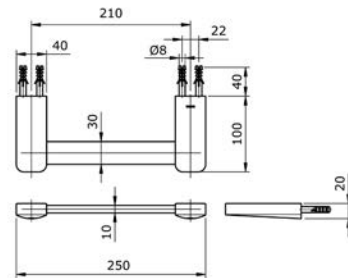
TX 704 ARR



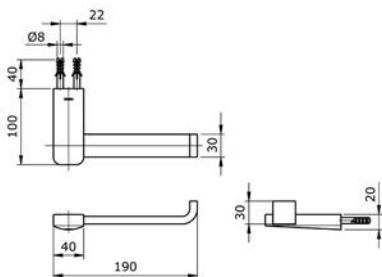
TX 701 ARS



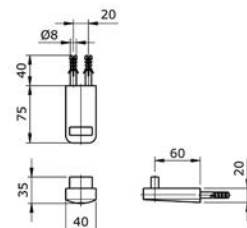
TX 702 ARS



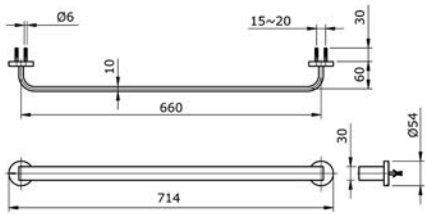
TX 703 ARS



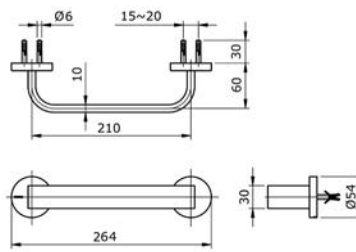
TX 704 ARS



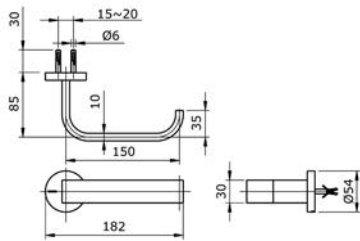
TX 701 AJ



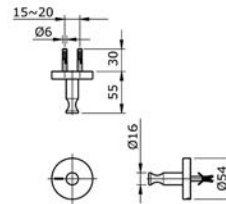
TX 702 AJ



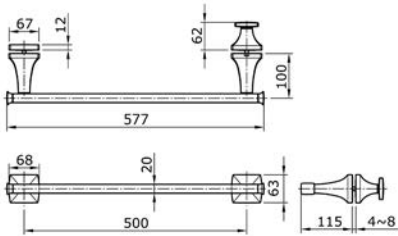
TX 703 AJ



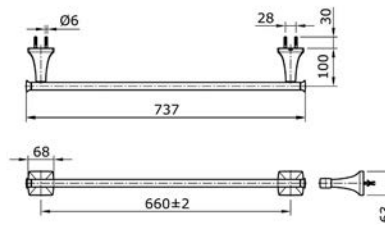
TX 704 AJ



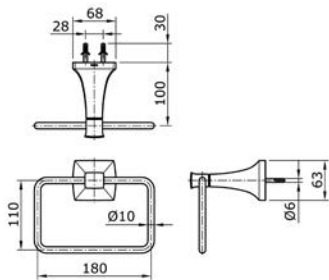
TX 10 AW



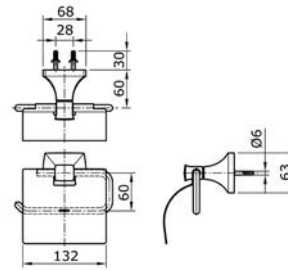
TX 701 AW



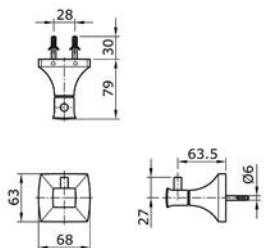
TX 702 AW



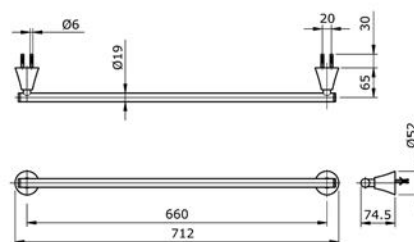
TX 703 AW



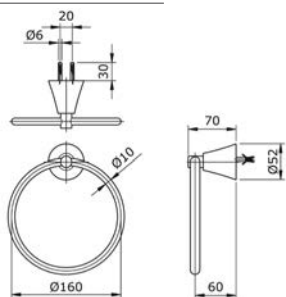
TX 704 AW



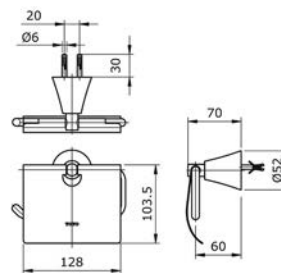
TX 701 AG



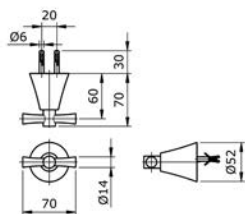
TX 702 AG



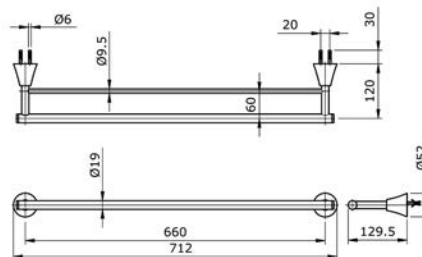
TX 703 AG



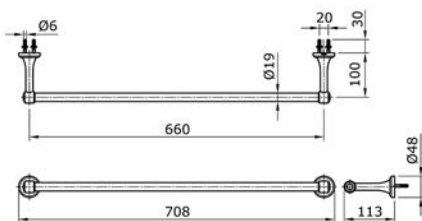
TX 704 AG



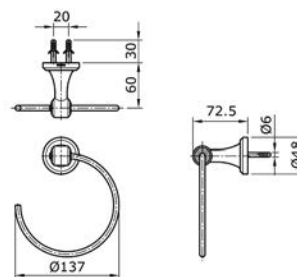
TX 724 AG



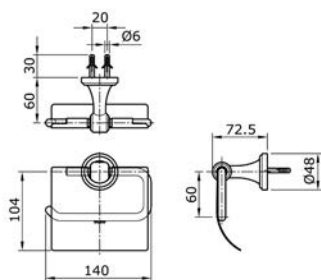
TX 701 C3B



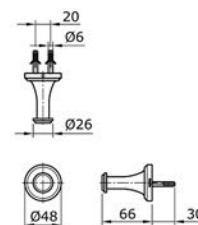
TX 702 C3B



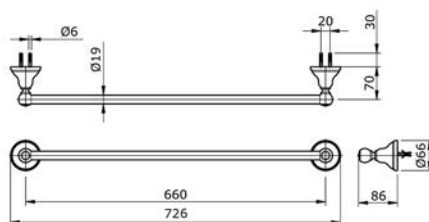
TX 703 C3B



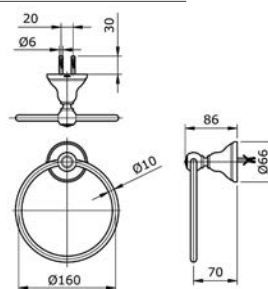
TX 704 C3B



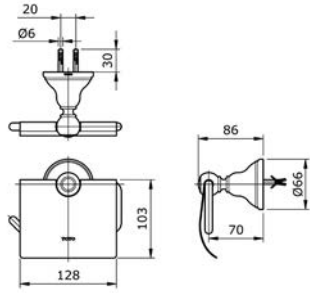
TX 701 AC



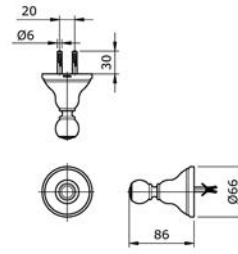
TX 702 AC



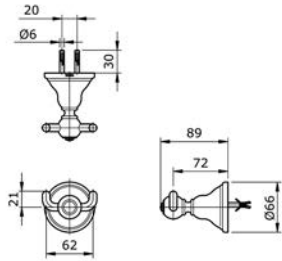
TX 703 AC



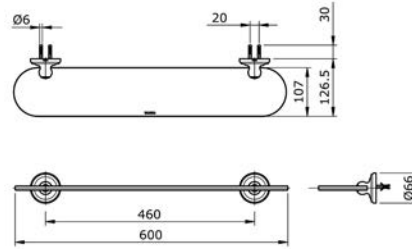
TX 704 AC



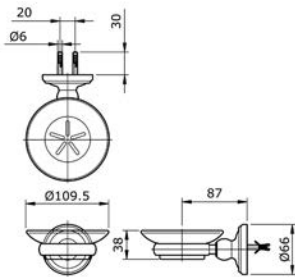
TX 704 ACW



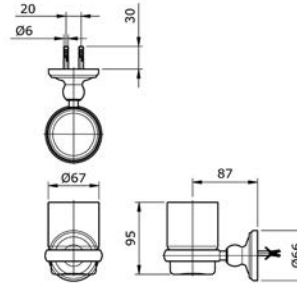
TX 705 AC



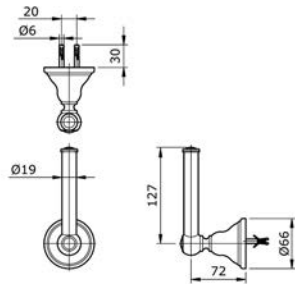
TX 706 AC



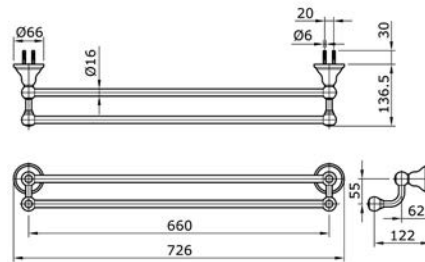
TX 707 AC



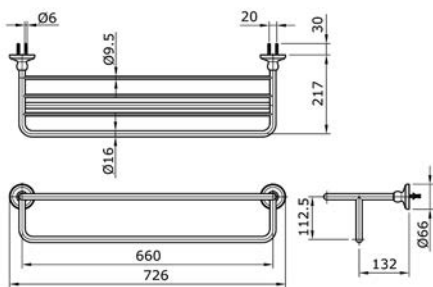
TX 722 AC



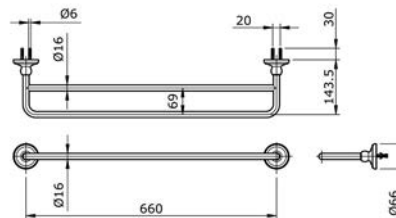
TX 724 AC



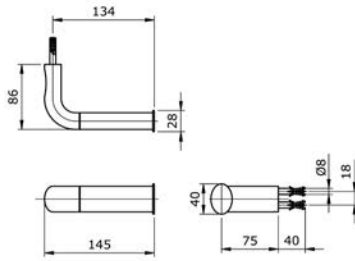
TX 4 WAC



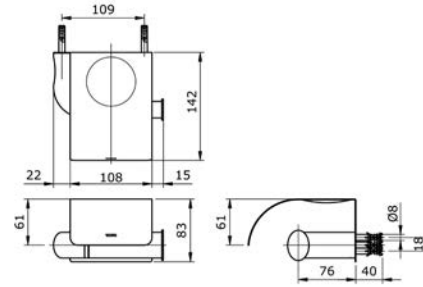
TX 5 WAC



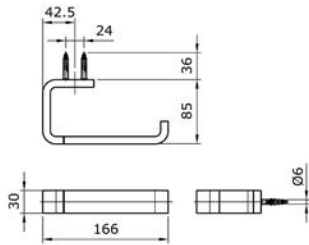
TX 703 AQ



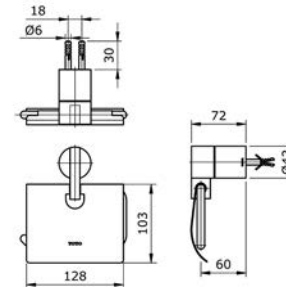
TX 703 AQV1



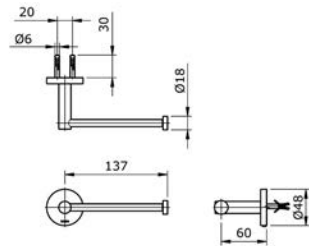
TX 703 AM



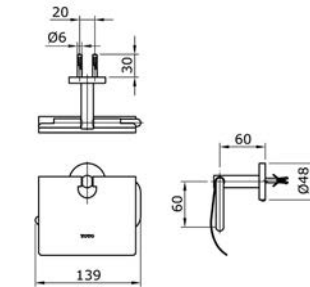
TX 703 AE



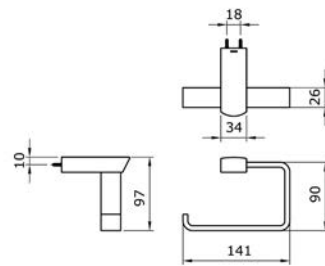
TX 703 AES



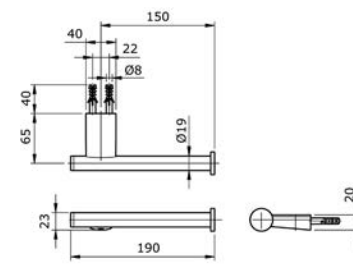
TX 703 AESV1



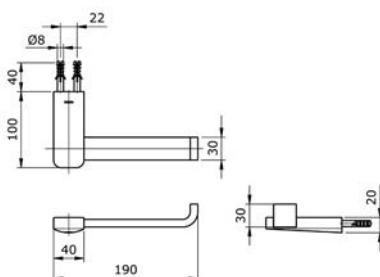
DS 731



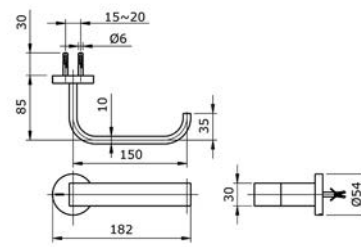
TX 703 ARR



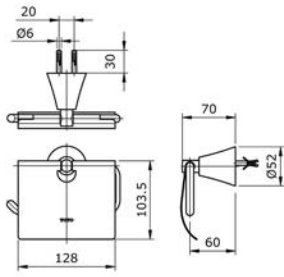
TX 703 ARS



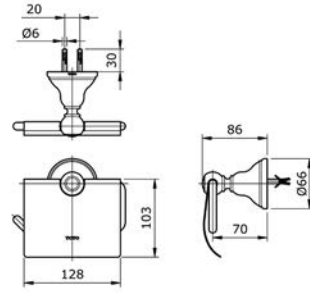
TX 703 AJ



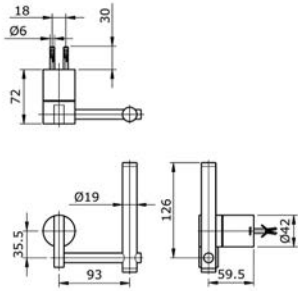
TX 703 AG



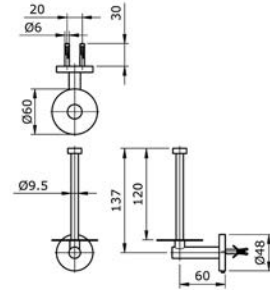
TX 703 AC



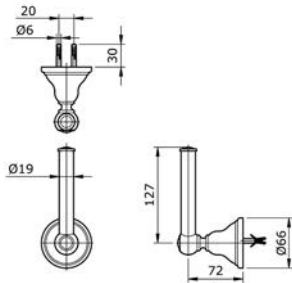
TX 722 AE



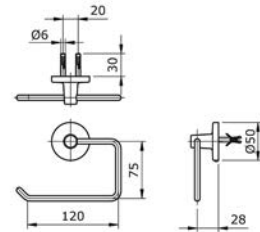
TX 722 AES



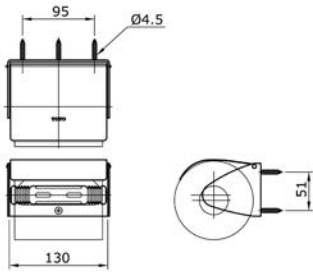
TX 722 AC



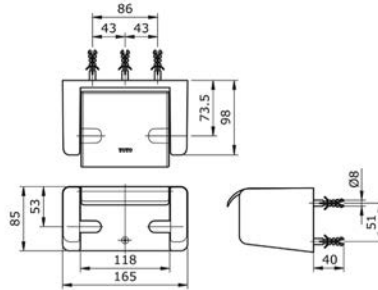
TX 11 B



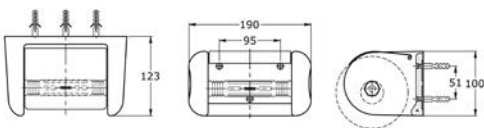
YH 116



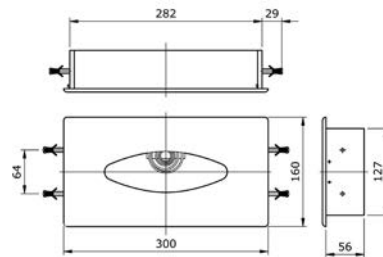
TX 720 ACRB



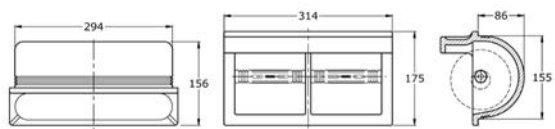
AW 360 J



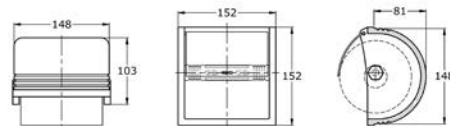
TX 8



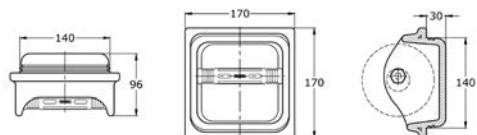
S 20 T3



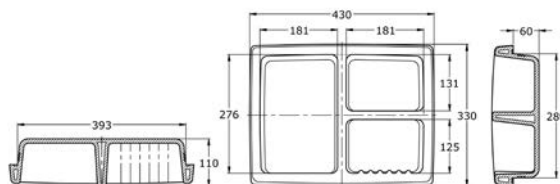
S 20



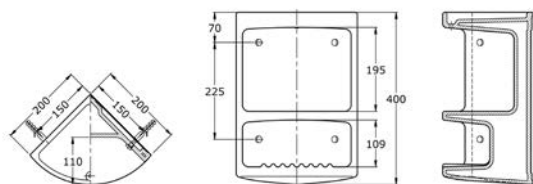
S 20 V2



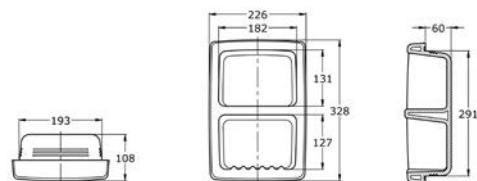
S 161



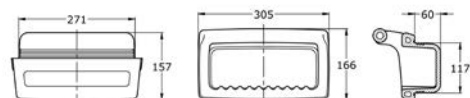
S 163 N



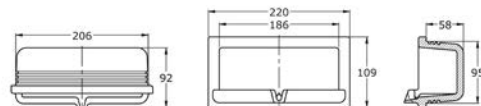
S 160 V1



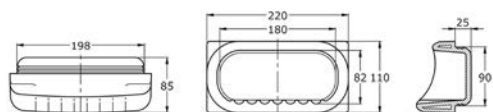
S 186



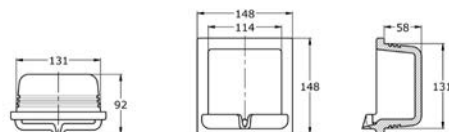
S 156 N



S 156 NV1

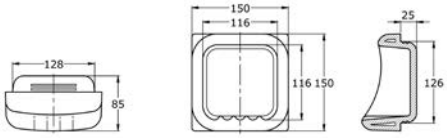


S 6 N

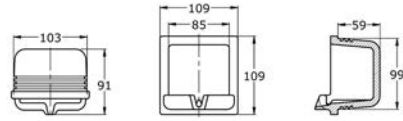


FITTING

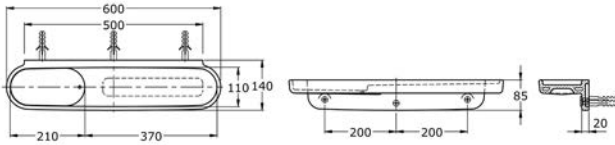
S 6 NV1



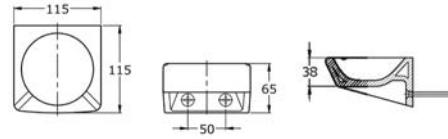
S 11 N



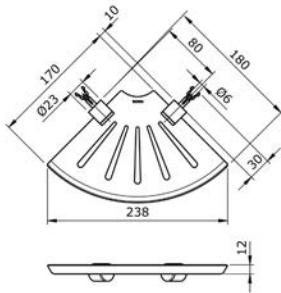
S 211 N



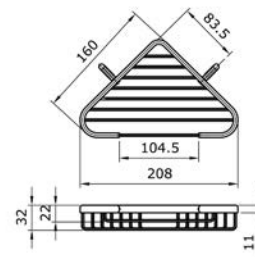
AR 15



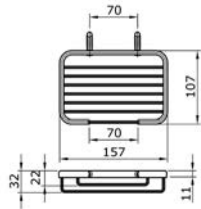
TX 2 C



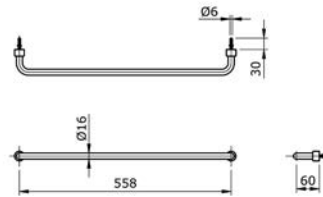
TX 2 AV1B



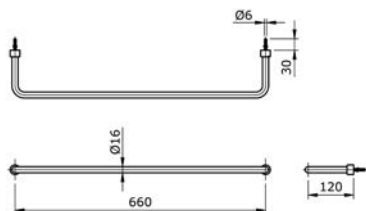
TX 2 BV1B



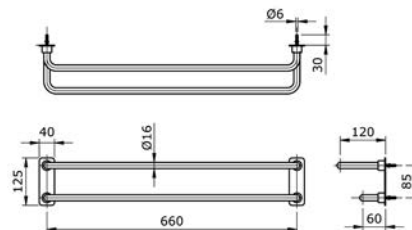
TX 5 A1



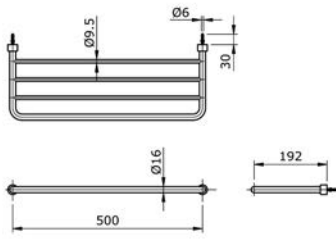
TX 5 B



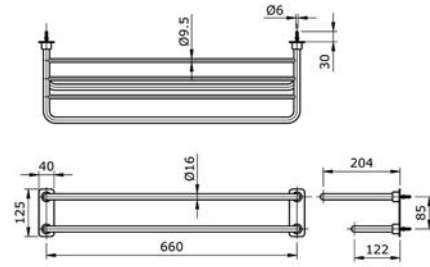
TX 5 W



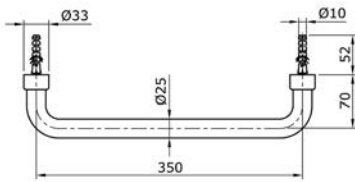
TX 4 A



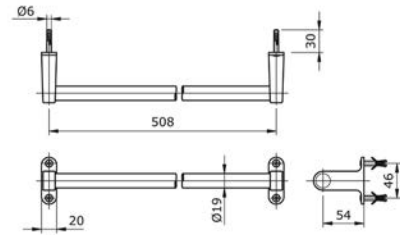
TX 4 W



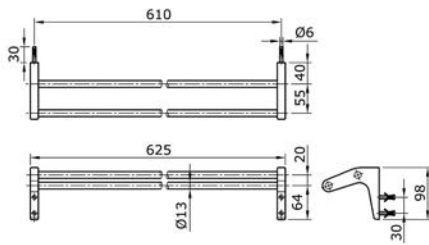
TX 3 A1



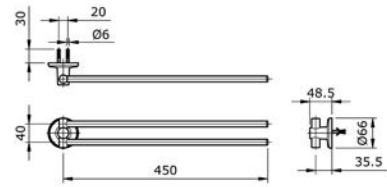
TS 113 A2



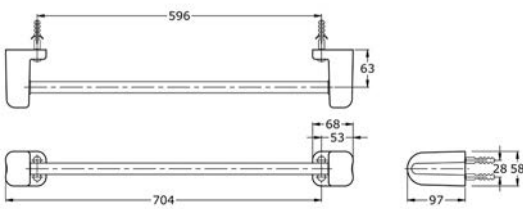
TS 113 W



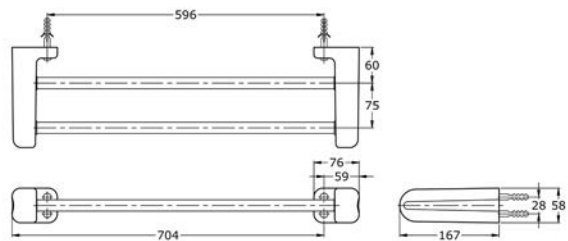
TX 725 AC



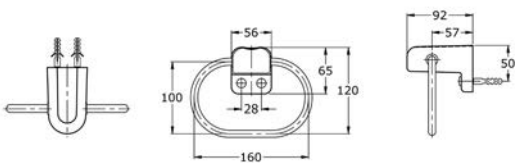
AW 361 NJ



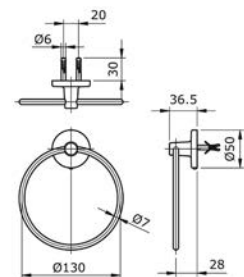
AW 371 NJ



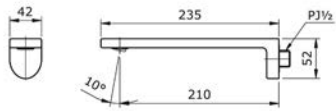
AW 362 NJ



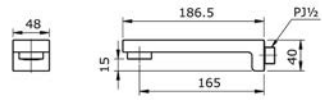
TS 115 SB



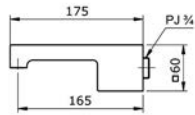
TX 441 SQ



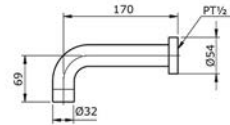
TX 441 SM



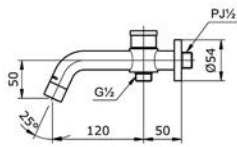
TX 441 SI



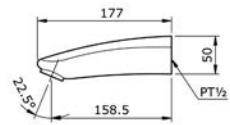
TX 441 SE



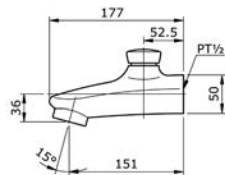
TX 470 SEN



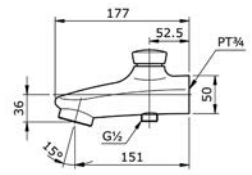
TX 441 SF



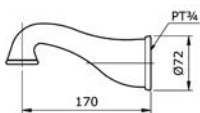
TX 470 SF



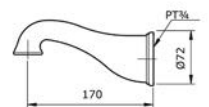
TX 470 SFV2



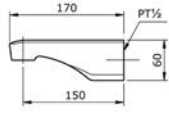
TX 418 SG



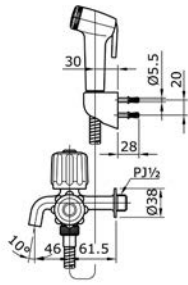
TX 418 S



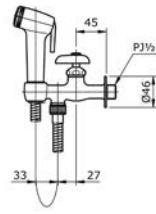
TX 407 S



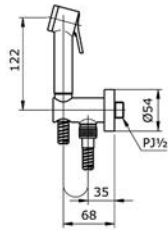
TX 423 SMCR



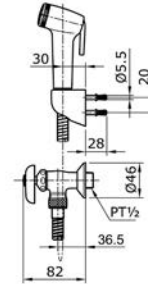
TB 19 CSMCR



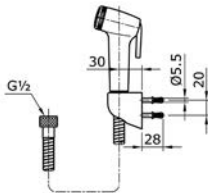
TX 403 SECR



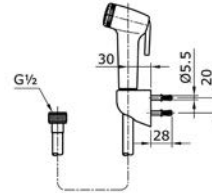
TX 403 SMCRB



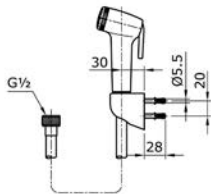
THX 20 MCRB



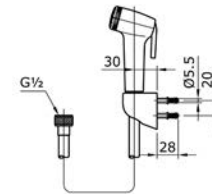
THX 20 NBN5



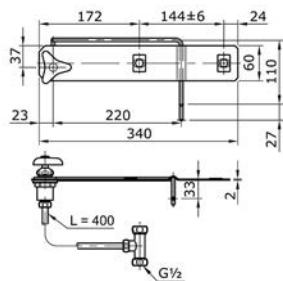
THX 20 NBPIV



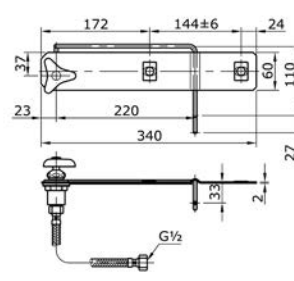
THX 20 NBW



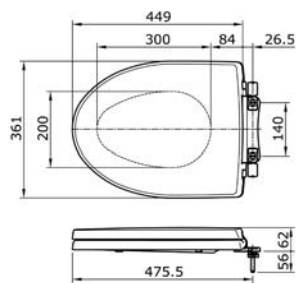
TGB 500 AZRV20



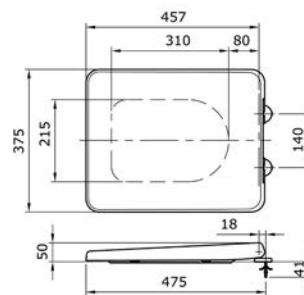
TGB 500 AZRV24



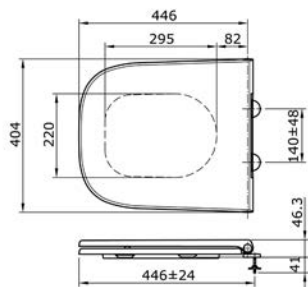
TC 934 S



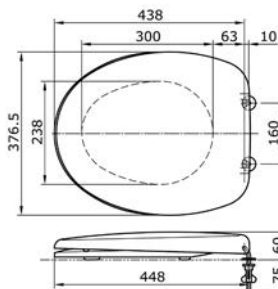
TC 950 SJ



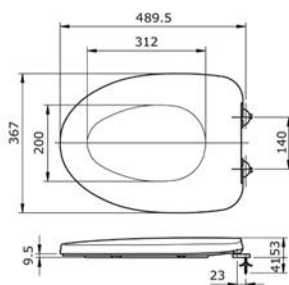
TC 273 SJ



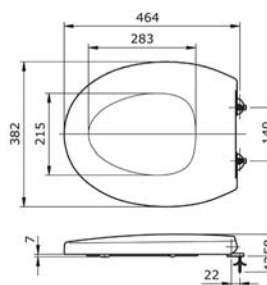
TC 280



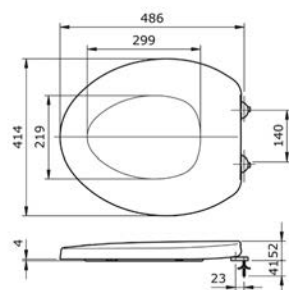
TC 281 SJ



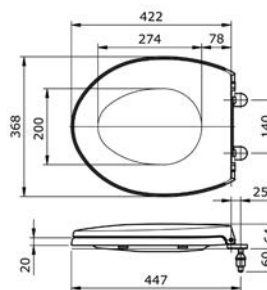
TC 282 SJ



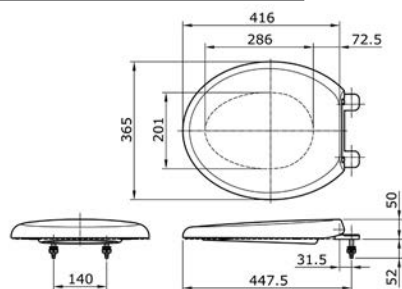
TC 283 SJ



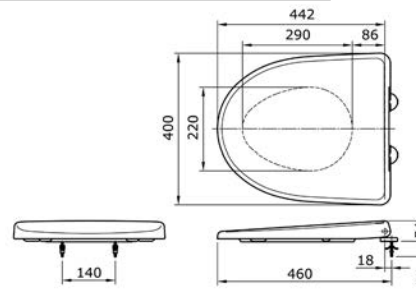
TC 364



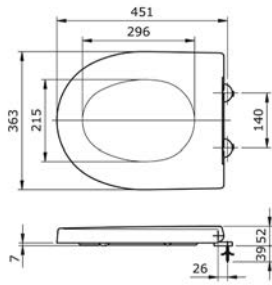
TC 505 S



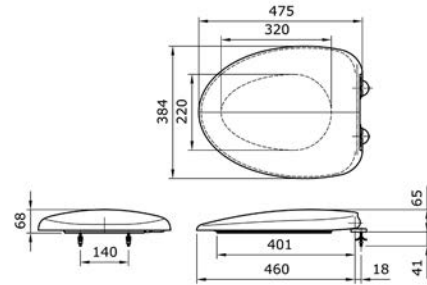
TC 635 SJ



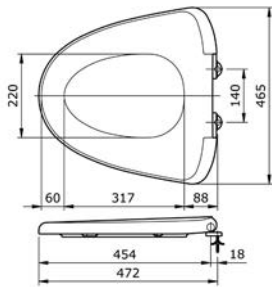
TC 800 SJ



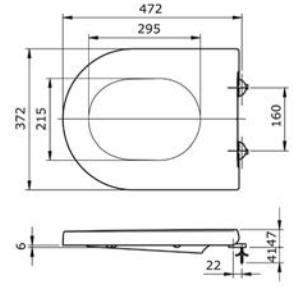
TC 811 SJ



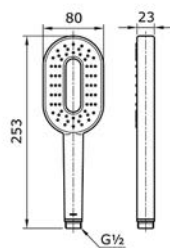
TC 840 SJ



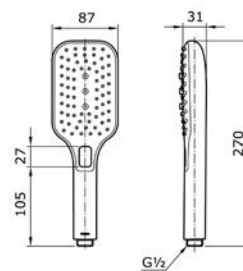
TC 880 SJ



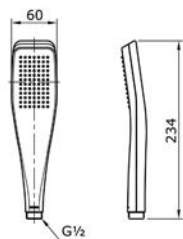
A 90288



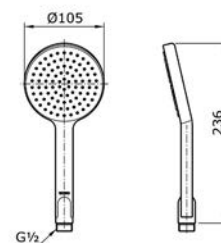
A 90368



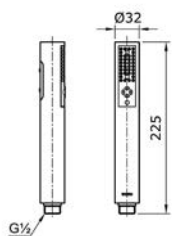
A 90333



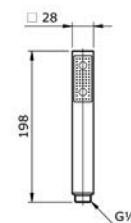
D 0605



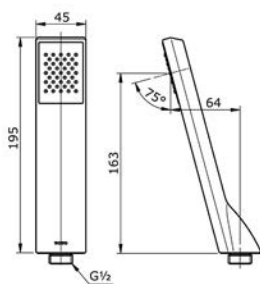
A 0905



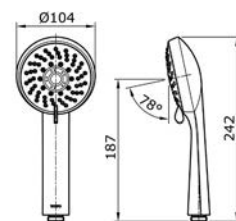
B 255



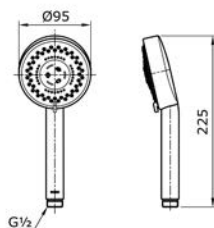
A 9A247 Y



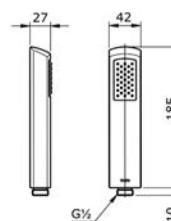
A 90354



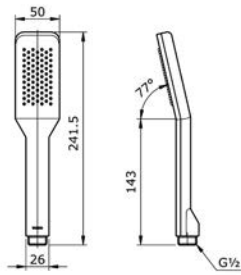
D 1205 QMF



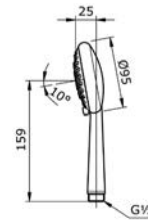
A 9A115 XY



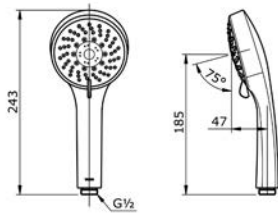
D 1305



A 1505 QMA



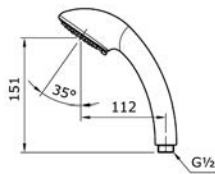
A 9A076 G



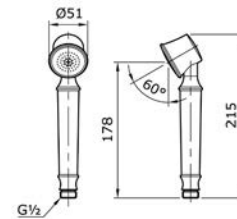
D 1205 F



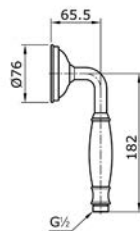
D 0405 QM



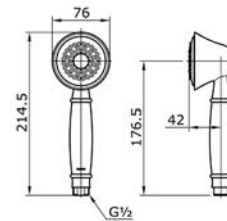
DH 102 C2VIVJ



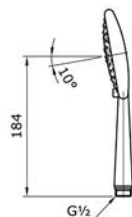
HT 016



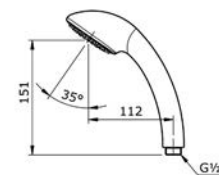
A 0705



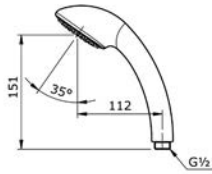
A 2105 QMA



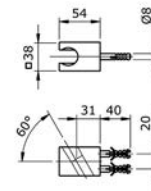
D 0405



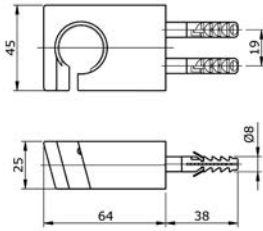
D 0400



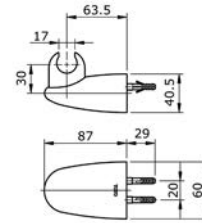
S 81019 M



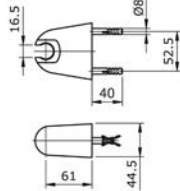
S 81028 M



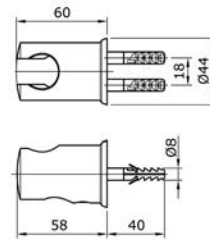
A 9A101 ZYR



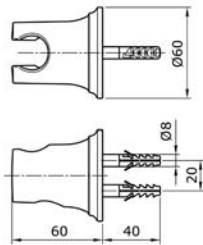
S 81017 M



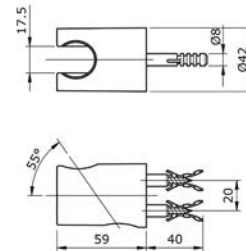
S 81022 M



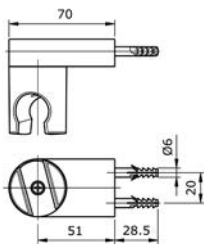
S 90316 P



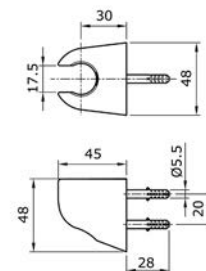
S 81016-2P



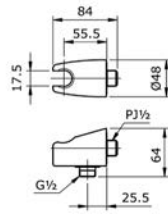
A 9A332 Y



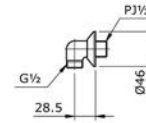
90915-1 WN



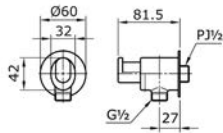
TS 11034 V1



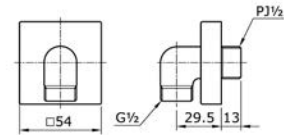
TX 424 SV1



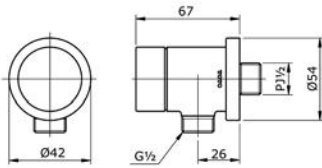
TX 472 SQVIN



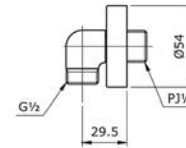
TX 472 SIVI



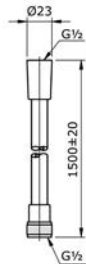
TX 472 SEMV1



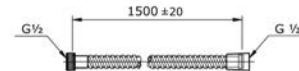
TX 472 SESMV1



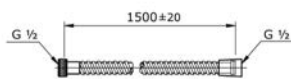
P 37909



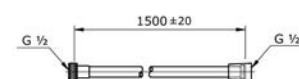
P 40015



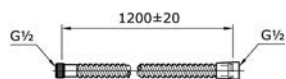
P 40815



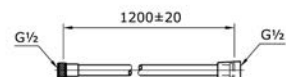
P 40515 W




P 40012



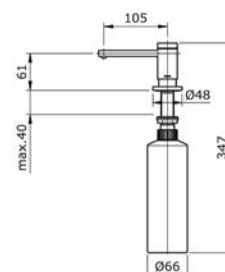
P 40512 PIV



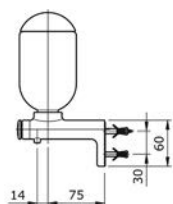
P 40512-1 W



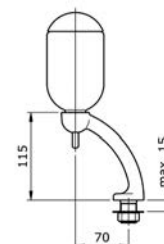
TX 728 AEN



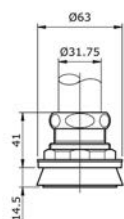
TS 125 R



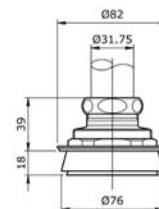
TS 126 AR



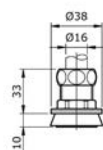
T 82 C 32



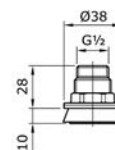
T 52 S 32 R



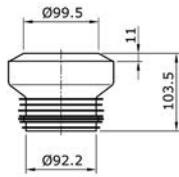
T 62 - 16



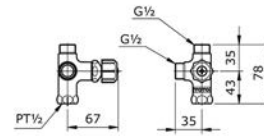
T 62 - 16V1



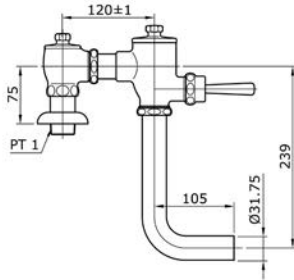
TX 215 C



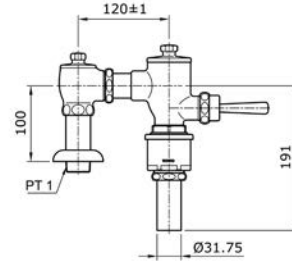
TX 434 S



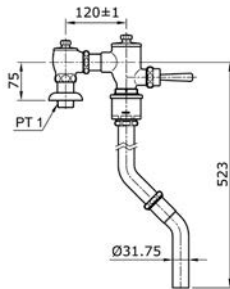
T 150 NL



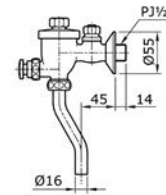
TV 150 NSJ



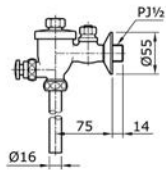
TV 150 NWW12J



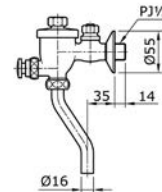
T 60 S



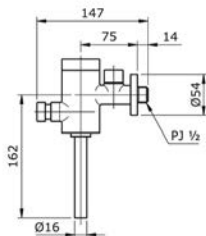
T 60 P



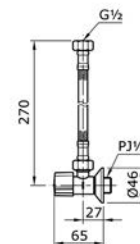
T 60 RN



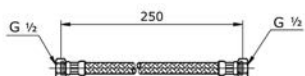
TX 501 U



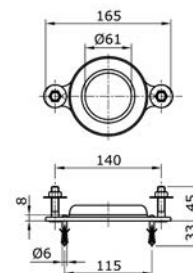
TX 277 S



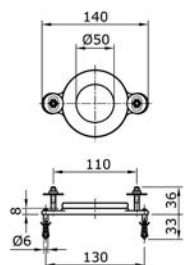
T 025005



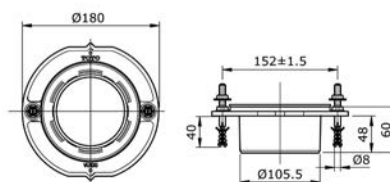
T 64 CW



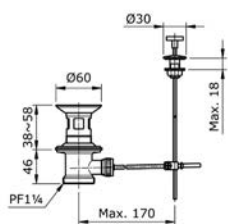
T 64 BW



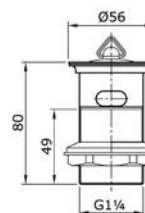
T 53 P 100



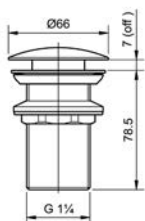
THX 3A - 1 N



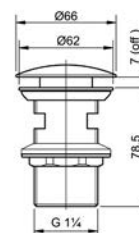
T 6JV4



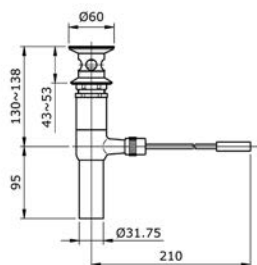
T 6JV2N



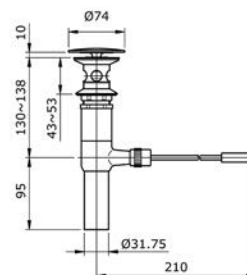
T 6JV6



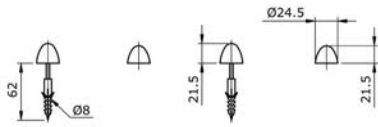
THX 113 LE



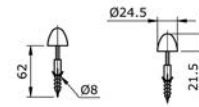
THX 113 LEV1



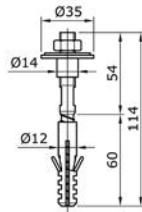
T 53 DSRN



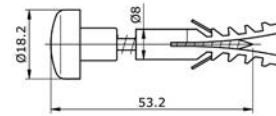
T 53 DSN



TX 801 LN



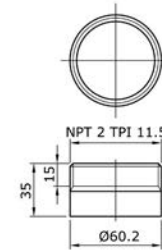
TA 2 SV2



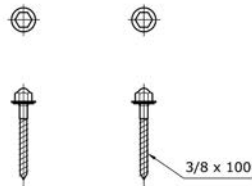
T 53 RV1



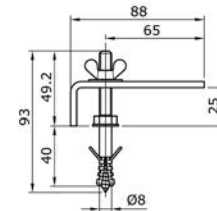
TS 90261



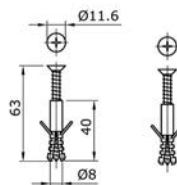
TU 37 D



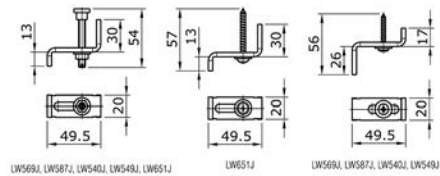
T 53 DV5



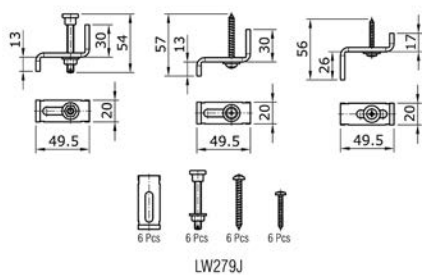
T 53 DV9



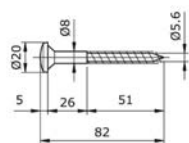
TSP 0225 W



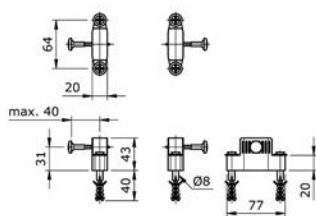
TSP 0225 WV2



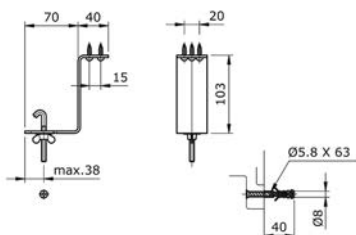
TA 100 SV1



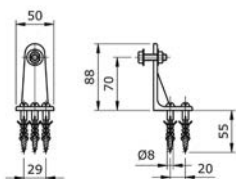
TX 276 C



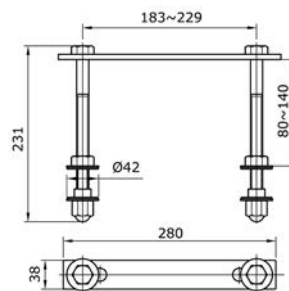
TL 830 GV1



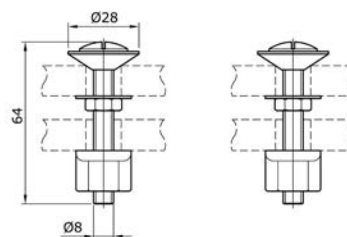
TL 510 ER



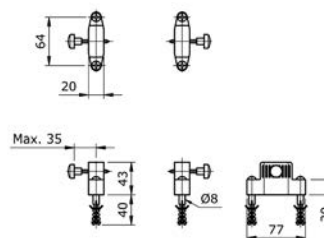
TX 253 C



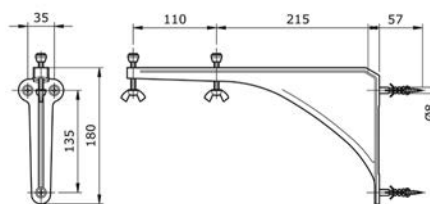
TS 516 DSV3



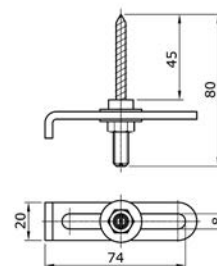
TX 276 CV1



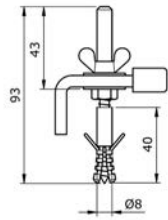
TL 516 G



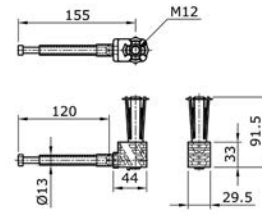
TX 710 L



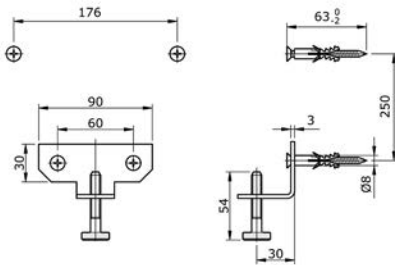
TX 710 LV4



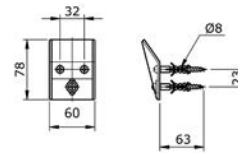
K 9200 L120



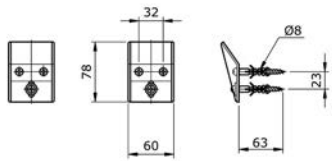
TX 723 L



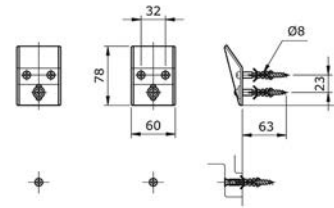
T 9 RA



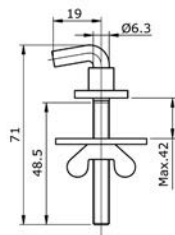
T 9 R



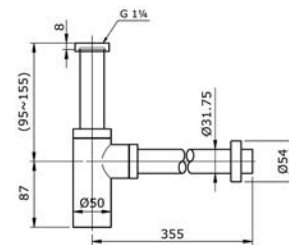
TL 220 D



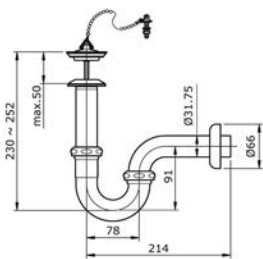
TX 809 L



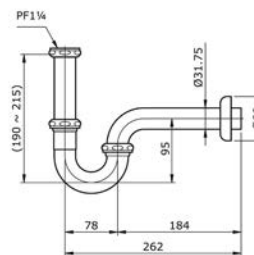
THX 1A - 8



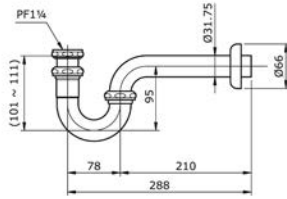
TX 709 AN



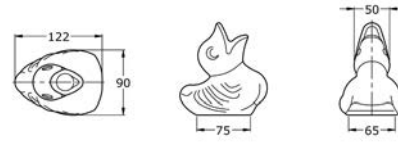
THX 1A - 3 N



THX 1B - 1 N



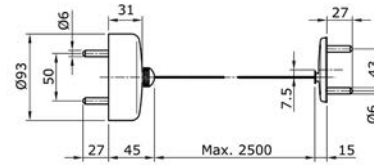
S71



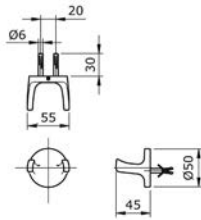
S72



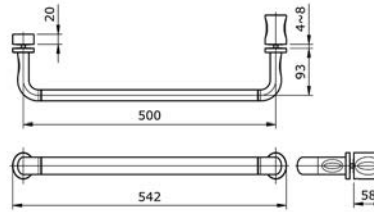
TX 7



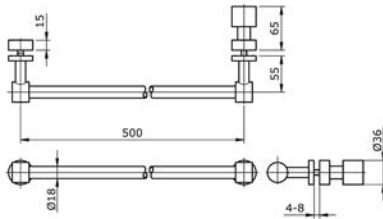
TS 118 WSB



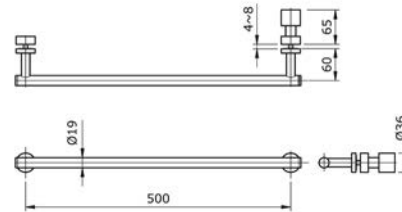
TX 10 AQ



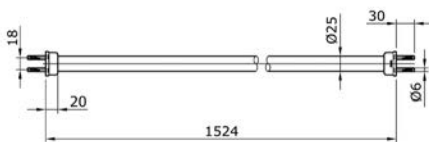
TX 10 AEZ



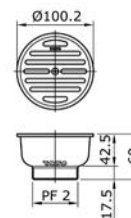
TX 10 AES



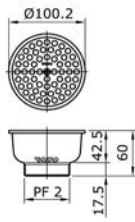
TX 6 A1



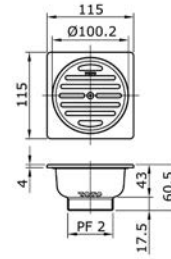
TX 1 DA



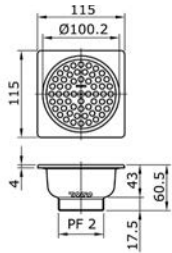
TX1DAV1



TX1DB



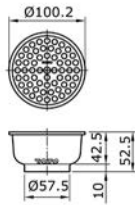
TX1DBV1



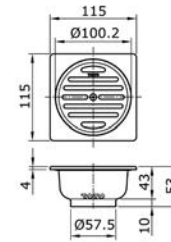
TX1EA



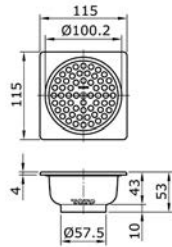
TX1EAV1



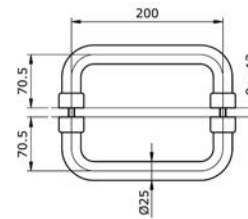
TX1EB



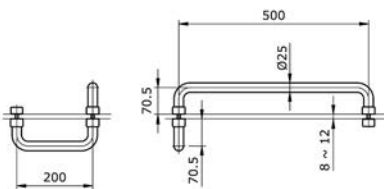
TX1EBV1



TX10 A



TX10 B



INDEX

90915-1WN	145	BW 860 J	55	CW 821 J / SW 821 JP	20
		BW 875 J	56	CW 821 PJ / SW 821 JP	20
		BW 914 J	54	CW 822 NJ	25, 26
A				CW 823 J	16
A 0705	144	C		CW 823 NJ	16
A 0905	143	C 436 N	17	CW 823 PJ	16
A 100	53	C 51	27	CW 824 NPJ	26
A 1505 QMA	144	C 704 L / SW 784 JP	22	CW 825 J	16
A 1705 E	143	CE 6	24	CW 826 J / SW 826 JP	19
A 2105 QMA	144	CE 7	24	CW 840 J	17
A 9A076 G	144	CE 9	24	CW 895 J	17
A 9A101 ZYR	145	CES 9786 WA	1	CW 896 J / SW 896 JP	21
A 9A115 XY	143	CES 992 WA	1	CW 914 J	17
A 9A247 Y	143	CES 992 WAV1	1	CW 934 J	16
A 9A332 Y	145	CES 994 WA	1	CW 950 PJ	12
A 90288	143	CW 10 J	24	CW 951 J	12
A 90333	143	CW 273 PJ / SW 273 JP	19	CW 960 J / SW 960 JP	19
A 90354	143	CW 274 J	25		
A 90368	143	CW 275 PJ	25	D	
AR 15	136	CW 421 J / SW 420 JP	22	D 0400	145
AW 115 J	53	CW 425 J	27	D 0405	144
AW 360 J	134	CW 600 J / SW 600 JP	22	D 0405 QM	144
AW 361 NJ	137	CW 620 J	26	D 0605	143
AW 362 NJ	137	CW 630 J	17	D 1205 F	144
AW 371 NJ	137	CW 630 PJ	18	D 1205 QMF	143
		CW 631 J / SW 631 JP	22	D 1305	144
		CW 631 PJ / SW 631 JP	22	DH 102 C2V1VJ	144
		CW 632 PJ / SW 632 JP	21	DLE 110A2N V900	4
		CW 635 PJ / SW 635 JP1	19, 20	DLE 105AN V900	4
		CW 635 PJ / SW 635 JP2	20	DLE 110A1N V900	4
B		CW 637 J / SW 637 JP	23	DLE 117 AN V900	4
B 255	143	CW 660 NJ / SW 660 J	23	DM 720 CAJ1VG	115
B 436	54	CW 660 NPJ / SW 660 J	23	DM 721 CAVJ	144
BW 5 J	55	CW 668 J / SW 668 J	21	DS 730	129
BW 620 J	56	CW 668 PJ / SW 668 J	21	DS 731	129, 133
BW 630 J	54	CW 702 J / SW 784 JP	23	DS 732	128
BW 668 J	54	CW 705 ENJ	27	DS 733	128
BW 800 J	56	CW 705 ELNJ	27	DSE 101 K	4
BW 812 J	7	CW 800 J	25	DUE 106 UA	5
BW 813 J	6	CW 811 PJ / SW 811 JP	6	DUE 106 UEA	5
BW 822 NJT1	55	CW 812 J	6	DUO COMFORT	59
BW 823 J	55	CW 813 PJ	6		
BW 824 J	55				
BW 827 J	54				

F		LW 273 CJ	45	LW 819 J	8
FB 1500 - 70	60	LW 274 J	30	LW 820 J / LW 820 FJ	42
FB 1700 - 70	60	LW 275 J	30	LW 820 J / LW 820 HFJ	44
FB 1700 - 75	59	LW 276 J	30	LW 824 CJ	35
FB 1700 - 80N	59	LW 278 JL	39	LW 825 J / LW 825 FJ	42
FBY 1520 PE	58	LW 278 JR	39	LW 825 J / LW 825 HFJ	43
FBY 1760 CHPE	57	LW 279 J	39	LW 827 J / LW 827 FJ	43
FBY 1826 CPWE	57	LW 340 CJ	31	LW 828 J / LW 828 FJ	43
FBY 1860 HPWE	57	LW 523 NJ	32	LW 828 J / LW 828 HFJ	44
FBYN 1700 PE	58	LW 526 NJ	35	LW 829 CJ	35
FBYN 1710 CPE	57	LW 528 NJ	35	LW 830 J	35
FBYN 1710 NPE	58	LW 530 J	37	LW 893 CJ	32
FBYN 1810 CPE	57	LW 532 J	32	LW 895 J	32
FBYN 1826 CPWE	61	LW 533 J	35	LW 896 J	32
		LW 535 J	34	LW 897 J	45
		LW 536 CJ	33	LW 898 J	45
		LW 537 CJ	30	LW 899 J	37
		LW 538 RCB	38	LW 930 J / F 930 WCP	43
		LW 539 JT1	39	LW 930 J / LW 930 FJ	42
		LW 540 J	41	LW 931 J	41
G		LW 542 J	33	LW 950 CJ	13
GEW C 141 (A)	29	LW 549 J	40	LW 951 CJ	13
		LW 565	37	LW 952 J	12
		LW 572 J	30	LW 953 J	12
		LW 573 J	30	LW 954 CJL	13
H		LW 574 J	30	LW 954 CJR	13
HT 016	144	LW 575 JR	46	LW 991 A	1
		LW 578 J	33		
		LW 587 J	39		
		LW 592 J	41	P	
		LW 595 J	40	P 37909	146
		LW 630 J	31	P 40012	147
K		LW 631 J	31	P 40015	146
K 9200 L 120	152	LW 639 CJ	38	P 40515 W	146
		LW 640 NCJT	45	P 40512 PIV	147
		LW 640 NJ	31	P 40512-1 W	147
		LW 641 NJ	36	P 40815	146
		LW 642 CJ	36	PJY 1704 HPWE	60
L		LW 643 J	31	PJY 1804 PWE	60
L 38 V1	47	LW 645 JN	33	PJY 1814 PWE	60
L 521 V1A	37	LW 646 J	36	PJY 1886 HPWMNE	2
L 529 V1	48	LW 647 CJ	36	PPY 1530 PWV1	58
L 546	40	LW 648 CJ	31	PPY 1610 HPWE	58
L 548	40	LW 648 CJT1	38	PPY 1710 HPWE	59
L 568 V3	37	LW 649 CJ	33	PPY 1930 HPWE	59
L 650 D	46	LW 651 J	40		
L 652 D	35	LW 660 CJ	36		
L 710 CTRE	33	LW 661 CJ	36	S	
LW 103 JT1	45	LW 668 J / LW 668 FJ	42	S 11 N	136
LW 211 CJ	47	LW 7 CJ	47	S 156 N	135
LW 230 J	47	LW 780 J / LW 780 FJ	42	S 156 NV1	135
LW 236 CJ / LW 239 FJ	43	LW 781 J	38	S 160 V1	135
LW 236 CJ	46	LW 810 CJ	8	S 161	135
LW 240 CJ / LW 240 HFJ	44	LW 811 CJ	8	S 163 N	135
LW 240 CJ	46	LW 813 CJ	8	S 186	135
LW 241 CJ / LW 239 FJ	43	LW 814 CJ	7	S 20	135
LW 241 CJ / LW 242 HFJ	44	LW 815 CJ	8	S 20 T3	135
LW 242 J / LW 239 FJ	43	LW 816 J	7		
LW 242 J / LW 242 HFJ	44	LW 817 J	7		
LW 246 J	48	LW 818 J	7		
LW 247 CJ	46				
LW 248 JT1	47				

S 20 V2	135	TC 283 SJ	141	THX 20 NBW	140
S 211 N	136	TC 364	141	THX 3A - 1N	149
S 6 N	135	TC 505 S	141	THX 48 B	117
S 6 NV1	136	TC 635 SJ	141	TKN 34 PBN	122
S 71	153	TC 800 SJ	142	TL 220 D	152
S 72	153	TC 811 SJ	142	TL 510 ER	151
S 81016-2P	145	TC 840 SJ	142	TL 516 G	151
S 81017 M	145	TC 880 SJ	142	TL 830 GV1	151
S 81019 M	145	TC 934 S	141	TMC 95 ECR	80
S 81022 M	145	TC 950 SJ	141	TMC 95 V101R	3
S 81028 M	145	TCF 1211 A	28	TS 11034 V1	146
S 81038 M	145	TCF 4731 A	28	TS 113 A2	137
S 90316 P	145	TCF 4732 A	28	TS 113 W	137
SK 33	61	TCF 6531 Z	28	TS 115 SB	137
SK 508	61	TCF 6631 A	28	TS 118 WSB	153
SK 322 E	61	TCW 03 S	29	TS 125 R	147
		TCW 03 SL	29	TS 126 AR	147
		TCW 04 S	29	TS 516 DSV3	151
		TCW 04 SL	29	TS 90261	150
		TCW 05 S	29	TSP 0225 W	150
		TCW 05 SL	29	TSP 0225 WV2	151
		TCW 06 S	29	TTLA 101 / TTLE 101 B2L	4
		TCW 06 SL	29	TTLA 102 / TTLE 101 B2L	4
		TCW 07 S	28	TU 37 D	150
		TCW 08 S	28	TV 150 NMV12J	148
		TCW 09 S	28	TV 150 NSJ	148
		TCW 10 S	28	TX 1 CV2	154
		TCW 1211 A	28	TX 1 DA	153
		TEA 61 DR	5	TX 1 DAV1	154
		TEA 99 V100	5	TX 1 DB	154
		TEN 12AN V900	4	TX 1 DBV	154
		TEN 12EN V900	4	TX 1 EA	154
		TEN 40AN V900	4	TX 1 EAV1	154
		TGB 500 AZRV20	140	TX 1 EB	154
		TGB 500 AZRV24	140	TX 1 EBV1	154
		THX 113 LE	149	TX 10 A	154
		THX 113 LEV1	149	TX 10 AES	153
		THX 118 SE	115	TX 10 AEZ	153
		THX 118 SESMN	116	TX 10 AQ	153
		THX 118 SFMN	116	TX 10 AW	130
		THX 118 SG	116	TX 10 B	154
		THX 118 SI	115	TX 101 LB	97
		THX 118 SJN	117	TX 103 LCBR	107
		THX 118 SK	116	TX 103 LCLBR	108
		THX 118 SM	115	TX 103 LG	103
		THX 118 SN	115	TX 103 LGNCBR	105
		THX 118 SO	116	TX 108 LDN	100
		THX 118 SRR	116	TX 108 LEBR	73
		THX 118 ST	115	TX 108 LEM	78
		THX 118 SS	116	TX 108 LG	103
		THX 118 SV	115	TX 108 LHBR	98
		THX 118 SX	116	TX 108 LI	67
		THX 17 B	117	TX 108 LJ	96
		THX 19 B	116	TX 109 LD	120
		THX 1A - 3N	152	TX 109 LE	120
		THX 1A - 8	152	TX 109 LEM	78
		THX 1B - 1N	153	TX 109 LH	120
		THX 20 MCRB	140	TX 109 LJ	120
		THX 20 NBNS	140	TX 109 LP	120
		THX 20 NBPIV	140	TX 109 LRR	120
T 025005	149				
T 150 NL	148				
T 205 MB	121				
T 205 QN	121				
T 23 B13	124				
T 23 B13V7NB	124				
T 23 BQ13N	124				
T 26 - 13	124				
T 28 UNH13	124				
T 30 AR13V7N	124				
T 30 ARQ13N	124				
T 52 S 32 R	147				
T 53 DSN	150				
T 53 DSRN	150				
T 53 DV5	150				
T 53 DV9	151				
T 53 P 100	149				
T 53 RV1	150				
T 6 JV2N	149				
T 6 JV4	149				
T 6 JV6	149				
T 60 P	148				
T 60 RN	148				
T 60 S	148				
T 62 - 16	147				
T 62 - 16V1	147				
T 64 BW	149				
T 64 CW	149				
T 82 C 32	147				
T 9 R	152				
T 9 RA	152				
TA 100 SV1	151				
TA 2 SV2	150				
TB 18 DR	114				
TB 19 CSMCR	140				
TC 273 SJ	141				
TC 280	141				
TC 281 SJ	141				
TC 282 SJ	141				

TX 109 LRS	120	TX 119 LRS	94	TX 4 A	137
TX 109 LU	120	TX 119 LS	110	TX 4 W	137
TX 109 LV	120	TX 119 LT	14	TX 4 WAC	132
TX 11 B	134	TX 119 LV	72	TX 401 SB	97
TX 110 LCBR	107	TX 119 LW	101	TX 401 SBV1	97
TX 111 LRYR	121	TX 119 LWC	101	TX 401 SBV2	97
TX 115 LEN	73	TX 119 LX	62	TX 401 SBV5	97
TX 115 LEJBR	84	TX 120 LEN	73	TX 402 S	117
TX 115 LELBR	77	TX 120 LEJN	84	TX 402 SP	117
TX 115 LESN	77	TX 120 LESN	78	TX 403 SECR	140
TX 115 LFBR	90	TX 120 LQBR	9	TX 403 SMCRB	140
TX 115 LI	67	TX 120 LV	72	TX 404 SBN	97
TX 115 LKBR	86	TX 120 LX	62	TX 404 SDZ	100
TX 115 LMBR	64	TX 122 LESN	119	TX 404 SGZ	103
TX 115 LNNBR	70	TX 123 LESN	119	TX 404 SHZ	98
TX 115 LOBR	88	TX 123 LESV4N	119	TX 404 SJZ	96
TX 115 LP	85	TX 124 LEC	119	TX 405 SBN	97
TX 115 LQBR	9	TX 124 LES	119	TX 405 SDN	100
TX 115 LRR	93	TX 125 LES	119	TX 405 SGN	103
TX 115 LRS	94	TX 125 LESV1	119	TX 405 SHN	98
TX 115 LS	110	TX 125 LESV2	120	TX 405 SJN	96
TX 115 LT	14	TX 126 LE	119	TX 407 S	139
TX 115 LU	99	TX 127 L	119	TX 411 SC	108
TX 115 LV	72	TX 128 LELBR	78	TX 411 SCL	109
TX 115 LW	101	TX 128 LQBR	9	TX 411 SCLV3	109
TX 115 LX	62	TX 128 LMBR	64	TX 411 SCV3	108
TX 116 LEN	73	TX 129 L	121	TX 411 SG	104
TX 116 LEV4N	73	TX 130 L	124	TX 411 SGNCBR	106
TX 116 LEJN	84	TX 131 L	124	TX 411 SGNCV3BR	105
TX 116 LEJV4N	84	TX 132 LEJBR	84	TX 411 SGV3N	104
TX 116 LESN	77	TX 132 LEJV4BR	84	TX 416 SC	108
TX 116 LESV4N	77	TX 133 L	119	TX 416 SCL	109
TX 116 LI	67	TX 2 AV1B	136	TX 417 SBCBR	107
TX 116 LKBR	86	TX 2 BV1B	136	TX 417 SBCLBR	108
TX 116 LMN	64	TX 2 C	136	TX 417 SG	104
TX 116 LNNBR	70	TX 215 C	148	TX 417 SGNCBR	105
TX 116 LQBR	9	TX 253 C	151	TX 418 S	107, 138
TX 116 LRRN	93	TX 276 C	151	TX 418 SG	104, 138
TX 116 LRSN	94	TX 276 CV1	151	TX 419 SCBR	107
TX 116 LT	14	TX 277 S	148	TX 419 SCLBR	109
TX 116 LV	72	TX 3 A1	137	TX 419 SG	104
TX 116 LX	62	TX 301 BB	97	TX 419 SGNCBR	105
TX 118 LEBR	73	TX 301 BG	103	TX 421 SC	107
TX 118 LECBR	77	TX 301 BHBR	98	TX 421 SCL	109
TX 118 LEL	77	TX 301 BI	67	TX 421 SG	104
TX 118 LESBR	77	TX 301 BJ	96	TX 421 SGNC	106
TX 119 LEBR	73	TX 302 BCBR	107	TX 422 SC	108, 115
TX 119 LECBR	77	TX 303 BEBR	73	TX 423 S	117
TX 119 LEL	77	TX 303 BEJBR	84	TX 423 SMCR	140
TX 119 LESBR	77	TX 303 BESBR	78	TX 423 ST1	124
TX 119 LFBR	90	TX 303 BFBR	90	TX 424 SV1	146
TX 119 LGNCV1BR	105	TX 303 BI	67	TX 426 SI	117
TX 119 LGV1	103	TX 303 BKBR	86	TX 430 SCBR	107
TX 119 LI	67	TX 303 BMBR	64	TX 430 SCLBR	109
TX 119 LKBR	86	TX 303 BNBR	70	TX 432 SD	100
TX 119 LMBR	64	TX 303 BOBR	88	TX 432 SDV1	100
TX 119 LNBR	70	TX 303 BQBR	9	TX 432 SG	104
TX 119 LOBR	88	TX 304 BEBR	73	TX 432 SHBR	98
TX 119 LQBR	9	TX 304 BECBR	78	TX 432 SHV1BR	98
TX 119 LRR	93	TX 304 BESBR	78	TX 432 SJN	96

TX 432 SJV1	96	TX 445 SWCV3	102	TX 452 ST	14
TX 433 SD	100	TX 446 SE	74	TX 453 SEL	82
TX 433 SDV1	100	TX 446 SECM	81	TX 453 SS	110
TX 433 SHBR	98	TX 446 SELMN	80	TX 453 SW	101
TX 433 SHV1BR	98	TX 446 SESM	81	TX 454 SES	80
TX 433 SJN	96	TX 446 SS	110	TX 454 SFN	92
TX 433 SJV1	96	TX 447 SEC	82	TX 454 SMZ	66
TX 434 S	148	TX 447 SELN	82	TX 454 SON	89
TX 438 SE	114	TX 447 SEN	73	TX 465 SEN	76, 82, 114
TX 438 SEM	114	TX 447 SES	82	TX 465 SL	114
TX 441 SE	76, 82, 138	TX 447 SFBR	90	TX 465 SMZ	65, 114
TX 441 SF	90, 138	TX 447 SGNCV1BR	105	TX 466 S	114
TX 441 SI	68, 138	TX 447 SGV1	103	TX 466 SM	115
TX 441 SM	64, 138	TX 447 SI	67	TX 467 SEBR	74
TX 441 SQ	11, 138	TX 447 SKBR	86	TX 467 SECBR	81
TX 442 SEN	75	TX 447 SMBR	65	TX 467 SEL	81
TX 442 SESN	83	TX 447 SNBR	70	TX 467 SESBR	81
TX 442 SFN	90	TX 447 SOBR	88	TX 467 SFBR	90
TX 442 SIZ	68	TX 447 SQBR	10	TX 467 SGNCV1BR	105
TX 442 SKN	86	TX 447 SRR	93	TX 467 SGV1	103
TX 442 SMN	64	TX 447 SRSN	95	TX 467 SI	67
TX 442 SNN	70	TX 447 ST	14	TX 467 SKBR	87
TX 442 SON	88	TX 447 SV	72	TX 467 SMBR	65
TX 442 SPN	85	TX 447 SW	101	TX 467 SNBR	70
TX 442 SQN	9	TX 447 SWC	101	TX 467 SOBR	88
TX 442 SRRN	93	TX 447 SX	62	TX 467 SQBR	10
TX 442 SRSN	94	TX 449 SEN	74	TX 467 SRR	93
TX 442 SSN	110	TX 449 SEV2Z	81	TX 467 SRS	95
TX 442 ST	14	TX 449 SFN	91	TX 467 ST	15
TX 442 SU	99	TX 449 SI	68	TX 467 SV	72
TX 442 SV	72	TX 449 SM	66	TX 467 SX	62
TX 442 SW	101	TX 449 SNBR	71	TX 468 SBEBR	75
TX 442 SX	62	TX 450 SE	74	TX 468 SBECBR	83
TX 443 SEN	75	TX 450 SEV2N	81	TX 468 SBEL	83
TX 443 SESN	83	TX 450 SFN	91	TX 468 SBESBR	84
TX 443 SFN	90	TX 450 SI	69	TX 468 SBFBR	92
TX 443 SIN	68	TX 450 SMZ	66	TX 468 SBI	66
TX 443 SKN	86	TX 450 SNBR	71	TX 468 SBKBR	87
TX 443 SMN	64	TX 450 SON	89	TX 468 SBNBR	70
TX 443 SNN	70	TX 451 SEBR	75	TX 468 SBOBR	89
TX 443 SON	88	TX 451 SESBR	83	TX 468 SBQBR	10
TX 443 SPN	85	TX 451 SFBR	91	TX 468 SEBR	75
TX 443 SQN	9	TX 451 SIBR	68	TX 468 SECBR	83
TX 443 SRRN	93	TX 451 SKBR	86	TX 468 SEL	83
TX 443 SRSN	94	TX 451 SMBR	65	TX 468 SESBR	83
TX 443 SSN	110	TX 451 SNBR	70	TX 468 SFBR	91
TX 443 ST	14	TX 451 SOBR	88	TX 468 SI	67
TX 443 SUN	99	TX 451 SQBR	9	TX 468 SKBR	87
TX 443 SVN	72	TX 451 ST	14	TX 468 SMBR	65
TX 443 SX	62	TX 452 SE	75	TX 468 SNBR	71
TX 445 SE	74	TX 452 SEC	82	TX 468 SOBR	89
TX 445 SECM	79	TX 452 SES	82	TX 468 SQBR	10
TX 445 SECMV3	79	TX 452 SF	91	TX 468 SS	110
TX 445 SELMN	79	TX 452 SI	68	TX 468 ST	15
TX 445 SELMV3Z	78	TX 452 SK	87	TX 469 SEBR	75
TX 445 SEMV3	75	TX 452 SM	64	TX 469 SECBR	84
TX 445 SESM	80	TX 452 SN	71	TX 469 SEL	84
TX 445 SESMV3	79	TX 452 SO	88	TX 469 SESBR	84
TX 445 SS	110	TX 452 SQ	10	TX 469 SFBR	91
TX 445 SWV3	102	TX 452 SS	110	TX 469 SI	67

TX 469 SKBR	87	TX 474 SRSN	95	TX 498 SN	112
TX 469 SMBR	65	TX 474 ST	15	TX 498 SV1N	114
TX 469 SNBR	71	TX 474 SU	99	TX 499 S	115
TX 469 SOBR	89	TX 474 SV	72	TX 5 A1	136
TX 469 SQBR	10	TX 474 SX	63	TX 5 B	136
TX 469 SS	110	TX 475 SEZ	76, 82, 114	TX 5 W	136
TX 469 ST	15	TX 475 SMZ	65, 114	TX 5 WAC	132
TX 469 SW	101	TX 484 SCL	109	TX 501 U	148
TX 469 SWC	102	TX 484 SE	75	TX 6 A1	153
TX 470 SEN	76, 82, 138	TX 484 SES	83	TX 603 KCS	122
TX 470 SF	90, 138	TX 484 SF	91	TX 603 KM	123
TX 470 SFV2	90, 138	TX 484 SG	103	TX 604 KDN	122
TX 471 SE	74	TX 484 SI	68	TX 605 KESBR	122
TX 471 SEJ	84	TX 484 SK	86	TX 605 KMBR	122
TX 471 SESM	81	TX 484 SM	64	TX 605 KRR	122
TX 471 SFMBR	91	TX 484 SN	71	TX 605 KRS	122
TX 471 SI	69	TX 484 SO	89	TX 606 KES	122
TX 471 SKBR	87	TX 484 SQ	10	TX 607 KESBR	122
TX 471 SNBR	71	TX 484 ST	14	TX 608 KNBR	122
TX 471 SOBR	89	TX 488 SCZ	107, 112	TX 609 K	123
TX 471 SP	85	TX 488 SIZ	68, 112	TX 7	153
TX 471 SPV1	85	TX 488 SLED	113	TX 701 AC	131
TX 471 SRR	93	TX 488 SLZ	112	TX 701 AE	125
TX 471 SRSN	95	TX 488 SMZ	65, 112	TX 701 AES	126
TX 471 ST	15	TX 488 SON	89, 112	TX 701 AEZ	127
TX 471 SU	99	TX 488 SQN	10, 112	TX 701 AG	130
TX 471 SV	72	TX 488 ST	15, 112	TX 701 AJ	130
TX 471 SX	62	TX 488 SZ	112	TX 701 AM	125
TX 472 SE	117	TX 489 SW	101	TX 701 AQ	125
TX 472 SEMV1	146	TX 491 SCZ	107, 113	TX 701 ARR	129
TX 472 SESMN	117	TX 491 SIZ	68, 113	TX 701 ARS	129
TX 472 SESMV1	146	TX 491 SLZ	113	TX 701 AW	130
TX 472 SIV1	146	TX 491 SMZ	66, 113	TX 701 C3B	131
TX 472 SJN	117	TX 491 SN	113	TX 701 M3A	128
TX 472 SQN	117	TX 491 SON	89, 113	TX 702 AC	131
TX 472 SQV1N	146	TX 491 SQN	10, 113	TX 702 AE	126
TX 472 SW	119	TX 491 ST	15, 113	TX 702 AES	127
TX 473 SEBR	75	TX 492 SCN	108	TX 702 AG	131
TX 473 SESBR	83	TX 492 SCLZ	109	TX 702 AJ	130
TX 473 SFBR	91	TX 492 SE	74	TX 702 AM	125
TX 473 SG	103	TX 492 SEL	80	TX 702 AQ	125
TX 473 SIBR	68	TX 492 SES	80	TX 702 ARR	129
TX 473 SKBR	86	TX 492 SGN	104	TX 702 ARS	129
TX 473 SMBR	64	TX 492 SGNC	105	TX 702 AW	130
TX 473 SNBR	70	TX 492 SRRZ	94	TX 702 C3B	131
TX 473 SOBR	88	TX 492 SRS	95	TX 702 M3A	128
TX 473 SQBR	10	TX 492 STN	15	TX 703 AC	132, 134
TX 473 ST	14	TX 493 SRR	94	TX 703 AE	126, 133
TX 473 SX	62	TX 493 SRS	95	TX 703 AES	127, 133
TX 474 SE	74	TX 494 SEL	79	TX 703 AESV1	127, 133
TX 474 SEJ	84	TX 494 SELV1BR	79	TX 703 AG	131, 134
TX 474 SESM	81	TX 494 SEV2	74	TX 703 AJ	130, 133
TX 474 SFMBR	91	TX 494 SEV3	74	TX 703 AM	125, 133
TX 474 SI	69	TX 494 SMBR	66	TX 703 AQ	125, 133
TX 474 SKBR	87	TX 494 SQBR	11	TX 703 AQV1	125, 133
TX 474 SNBR	71	TX 494 SX	63	TX 703 ARR	129, 133
TX 474 SOBR	89	TX 496 SRR	93	TX 703 ARS	129, 133
TX 474 SP	85	TX 496 SRSN	94	TX 703 AW	130
TX 474 SPV1	85	TX 497 S	112	TX 703 C3B	131
TX 474 SRR	93	TX 497 SV1	113	TX 703 M3A	128

TX 703 M3AV1	128	U 370	52
TX 704 AC	132	U 370 M	51
TX 704 ACW	132	U 57	53
TX 704 AE	126	U 57 K	50
TX 704 AES	127	U 57 M	53
TX 704 AEZ	127	USWN 900 A	49
TX 704 AEZV1	128	UW 350 HJT1M	50
TX 704 AG	131	UW 350 HJT1	50
TX 704 AJ	130	UW 352 J	50
TX 704 AM	125	UW 447 HJNM	49
TX 704 AQ	125	UW 447 HJT1	49
TX 704 ARR	129	UW 447 JNM	52
TX 704 ARS	129	UW 447 JT1	52
TX 704 AW	130	UW 58 HJ	51
TX 704 C3B	131	UW 58 HJM	51
TX 704 M3A	128	UW 58 J	52
TX 705 AC	131	UW 58 JM	52
TX 705 AE	126	UW 811 HJ	50
TX 705 AES	127	UW 930 HJM	49
TX 706 AC	132	UW 930 HJ	49
TX 706 AE	127	UW 930 JM	51
TX 706 AES	127	UW 930 J	51
TX 707 AC	132		
TX 707 AE	126		
TX 707 AES	127		
TX 709 AN	152		
TX 710 L	151		
TX 710 LV4	152	YH 116	134
TX 720 ACRB	134	YH 63 SD	3
TX 721 AC	108, 118	YH 87 S	3
TX 721 AESN	81, 118	YT 87 S7S	3
TX 721 AEV1	76		
TX 721 AEZ	74, 118		
TX 721 AM	66, 118		
TX 721 AN	118		
TX 721 AS	111, 118		
TX 722 AC	132, 134		
TX 722 AE	126, 134		
TX 722 AES	127, 134		
TX 723 L	152		
TX 724 AC	132		
TX 724 AE	126		
TX 724 AES	128		
TX 724 AG	131		
TX 725 AC	137		
TX 726 AE	126		
TX 726 AES	128		
TX 728 AEZ	147		
TX 8	134		
TX 801 LN	150		
TX 809 L	152		
TYC 322 M	5		
TYC 322 W	5		
TYC 322 WF	5		
TYC 423 WC	5		

Y

U

U 104	53
-------	----

