

## A must in the kitchen.

Kitchen taps were once a simple necessity. Now you can get kitchen taps to match any style and decor in an array of finishes and layouts. New designs and technologies that can help make your kitchen space more cook friendly, while also contributing to your overall selected style. A kitchen tap, a key design element in today's kitchen design scheme.

---

## Taps



# Taps

The perfect partner for your sink.

Who can imagine a Teka sink without a Teka tap? Manufactured by the Bath Division of our Group to the highest quality standards, Teka taps make a perfect partner for your Teka sink unit. Modern, exclusive, competitively priced... Teka taps are developed in tandem with new sink models to make for an eye-catching combination in your kitchen.



## MV Electronic

Revolutionary design with LEDs  
2 spray functions.

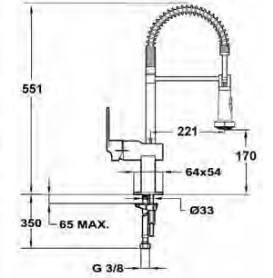
Colour  
Chrome



## Cuadro Pro

Professional look  
2 spray functions

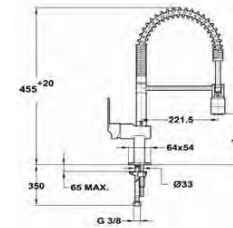
Colour  
Chrome



## MY Compact

Professional look  
Reduced height

Colour  
Chrome



## MQ Flexible

Professional look  
Resistant flexible swivel spout.

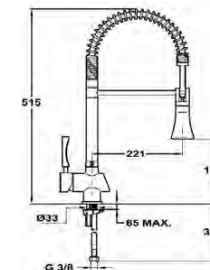
Colour  
Chrome



## MY

Semi-industrial cast swivel spout

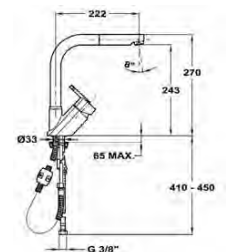
Colour  
Chrome



## MW

Pull-out shower;  
High cast swivel spout

Colour  
Chrome  
Stainless steel

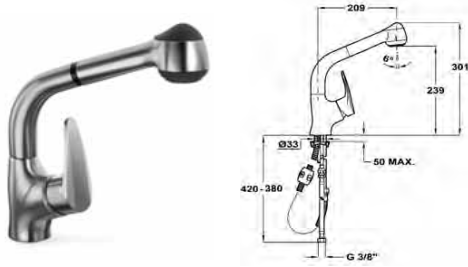


For further information, ask for a detailed catalogue. The Teka Bathroom Division, with several production sites worldwide, specialises in tap fittings for both kitchens and bathrooms.

**ME1**

Pull-out shower with 2 jets;  
High cast swivel spout

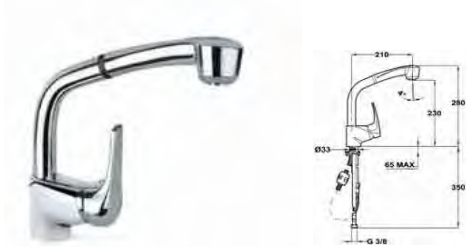
Colour  
Chrome  
White  
Brown  
Stainless steel



**MT Pull-out**

Pull-out shower with 2 jets;  
High cast swivel spout

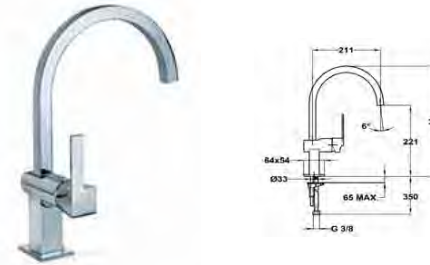
Colour  
Chrome



**MZ**

High cast swivel spout

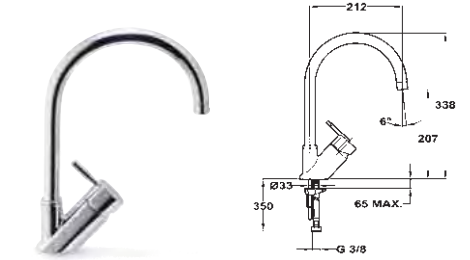
Colour  
Chrome  
Stainless steel



**Kobe**

High cast swivel spout;  
Extensible handle

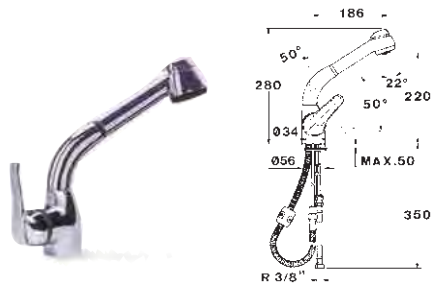
Colour  
Chrome  
Matt chrome



**MC 10 Pull-out**

Pull-out shower with 2 jets;  
High cast swivel spout

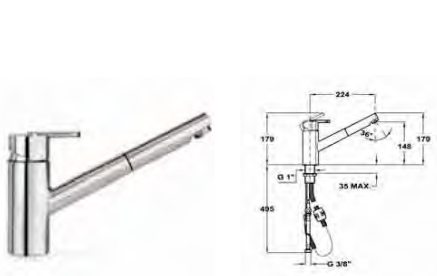
Colour  
Chrome  
Cinnamon  
Agate grey



**MX Pull-out**

Pull-out shower with 2 jets;  
Low cast swivel spout

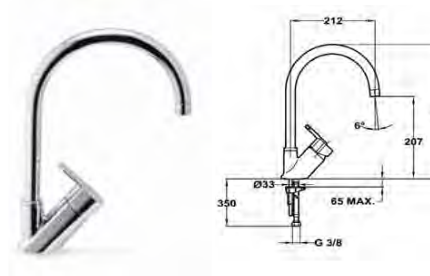
Colour  
Chrome  
Stainless steel



**MJ**

High cast swivel spout

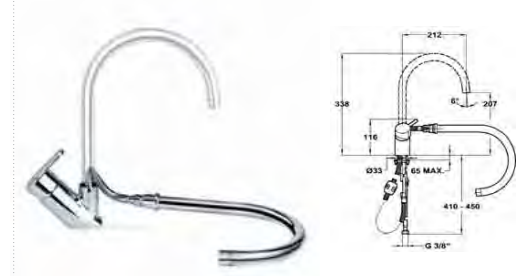
Colour  
Chrome  
Matt chrome  
Stainless steel



**MJ Drop-down**

Drop-down high cast  
swivel spout

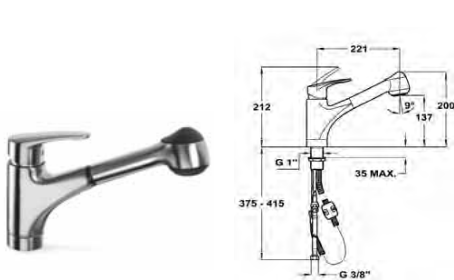
Colour  
Chrome



**MD1**

Pull-out shower with 2 jets;  
Low cast swivel spout

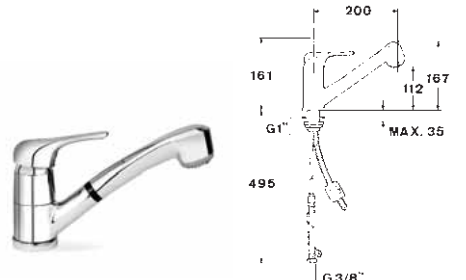
Colour  
Chrome  
Stainless steel



**MS1**

Pull-out shower with 2 jets;  
Low cast swivel spout

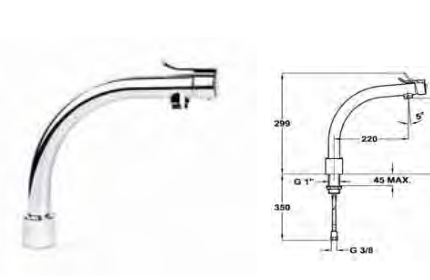
Colour  
Chrome



**MG**

Low cast swivel spout

Colour  
Chrome



**MA1**

High cast swivel spout

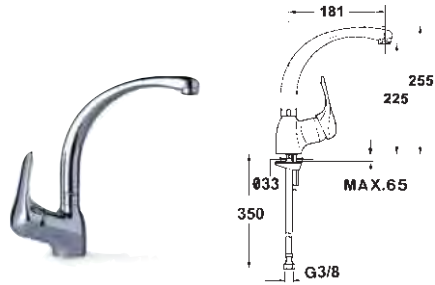
Colour  
Chrome  
Matt chrome  
White  
Brown  
Sand beige  
Stainless steel  
Degrad





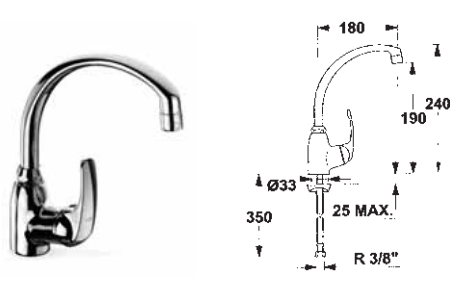
**MH**  
High cast swivel spout

Colour \_\_\_\_\_  
Chrome



**MP1**  
High cast swivel spout

Colour \_\_\_\_\_  
Chrome



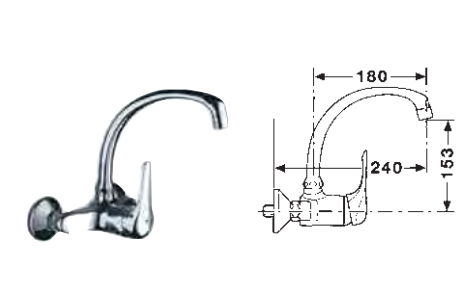
**Laser**  
Cast swivel spout

Colour \_\_\_\_\_  
Chrome



**MB**  
Wall mounted

Colour \_\_\_\_\_  
Chrome



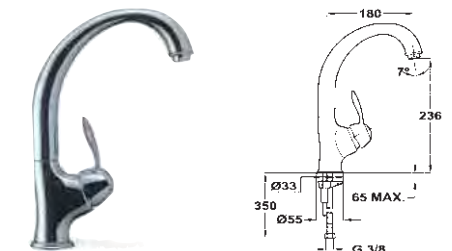
**BR**  
High cast swivel spout

Colour \_\_\_\_\_  
Chrome  
Bronze



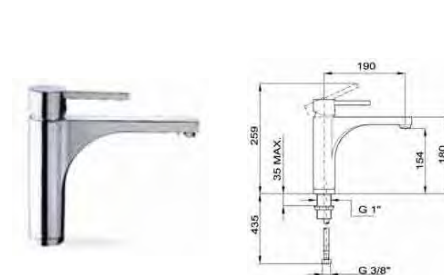
**Retro 1800**  
High cast swivel spout

Colour \_\_\_\_\_  
Chrome



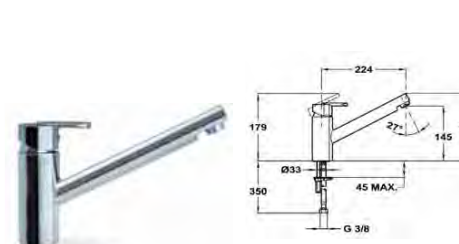
**MR**  
Swivel cast spout  
Balanced design

Colour \_\_\_\_\_  
Chrome



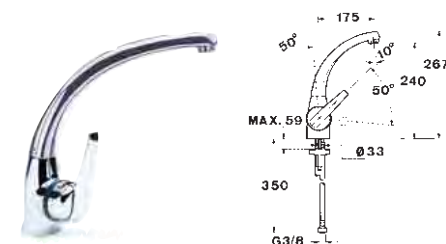
**MX**  
Low cast swivel spout

Colour \_\_\_\_\_  
Chrome  
Stainless steel



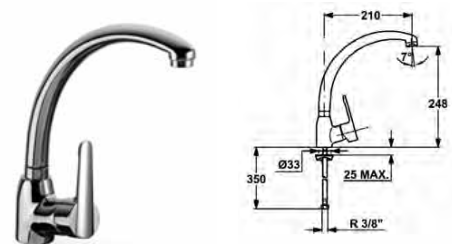
**MC 10**  
High cast swivel spout

Colour \_\_\_\_\_  
Chrome  
Cinnamon  
Agate grey



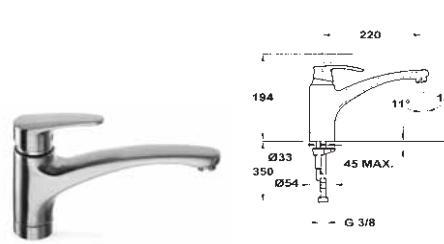
**MN**  
High cast swivel spout

Colour \_\_\_\_\_  
Chrome



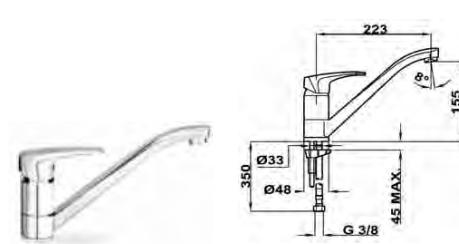
**MF1**  
Low cast swivel spout

Colour \_\_\_\_\_  
Chrome  
Stainless steel



**MT2**  
Low cast swivel spout

Colour \_\_\_\_\_  
Chrome



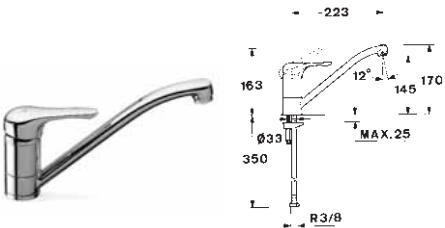
**ML**  
Low cast swivel spout

Colour  
Chrome



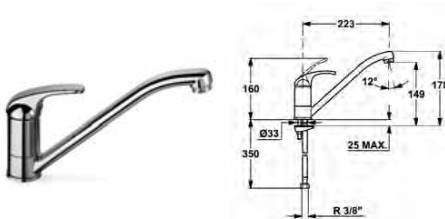
**MS1**  
Low cast swivel spout

Colour  
Chrome  
White  
Brown



**MT1**  
Low cast swivel spout

Colour  
Chrome



## Two of a kind

Teka offers a wide and complete kitchen tap range very adaptable to all sorts of styles. Taps that match perfectly with the sinks as they are usually designed to complement one specific sink or enlarge the possibilities as far as the customer needs.

Teka taps range from the most modern and innovative styles based on matt and metallic finishes with the latest designs in straight lines to the rustic designs with bright colours that stand out in the kitchen. In addition, Teka taps offer all sorts of practical solutions for more functional kitchens, with a variety of alternatives in top, low or extractable spouts for double or single showers.

Teka is proud of the commitment as manufacturer that guarantees the highest standards in quality technology. It has always been in line with the most strict international certifications which has allowed it to work satisfactorily for years; the Teka tap range offer must not only be attractive but also a guarantee of quality performance.

The Teka tap range stands out for its functionality and easy handling. The anti-scaling extractable shower spout, which offers the possibility of single or double water flow exit, achieves an improved daily comfort in the kitchen daywork. This feature is reached with a quick and comfortable tap installation followed by the free movement of its easy to manipulate giratory spouts.



For further information, ask for a detailed catalogue. The Teka Bathroom Division, with several production sites worldwide, specialises in tap fittings for both kitchens and bathrooms.

## General features of Teka taps



› All Teka cartridges use sintered ceramic discs of high resistance. These discs all have porous surfaces which retain the grease longer helping to achieve smoother, gentler movements and therefore prolonging the life of the taps. The operating gear is insulated from water giving therefore continuous lubrication.



› Cartridges that have stainless steel washers, which act as a type of bearing, offer a smoother, gentler movement and avoid the wear caused by friction. Ceramic slide holders reinforced by Molybdenum improves the soft movement and durability of the cartridges.



› High quality (3/8" o 1/2") stainless steel flexible inlet pipes with watertight o-rings. They fulfill the requirements of the most demanding Quality Control Authorities in many European countries.

› Quick and easy fitting system (a simple 12 mm. box spanner is enough).



› Temperature Limiter: Save the energy used to heat the water with the temperature limiter incorporated in the cartridge.

› Water Saving: The cartridge incorporates an adjustable flow limiter to save water every time you use the mixer.

› Anti-Scalding: Forget about scalding caused by the water at a very high temperature. We take care of you and your family.

## MZ Series



Teka kitchen taps follow the trend in kitchen design that introduces the professional concept to the domestic kitchen. While in appliances the freestanding concept is gaining popularity with luxury over-dimensioned cookers or extra large cooker hoods, the revolution in the tap industry is the use of the ergonomic advances achieved by the professional cookers. Taller taps, stainless steel flexible shower hose reinforced with plastic cover for better protection, shower holder swivels independent from main spout for more comfortable use, swivel spout or pull-out showers with 2 jets and anti-scale systems are new terms and features we all must be used to since now on.



# Waste disposer

Made for your convenience.

Day after day, perhaps more often than any other appliance, the household disposers bring convenience and practicality to the home. They're easy to install and they provide the greatest peace of mind as food residues are virtually liquefied to flow down into your sewage system. You'll enjoy a cleaner food preparation area, less cans and bags cluttering your home.

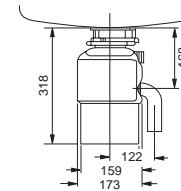


TR 50.1

- » Anticorrosion protection
- » Automatic rotation reverser
- » Silent block
- » Waste fittings included
- » 1/2 HP motor
- » European plug
- » Voltage: 230 V.
- » Frequency: 50 Hz.
- » Optional extra: Surface mounted pneumatic switch

Packaging	Units	m <sup>3</sup> .	kg.
Carton box	1	0,025	8,8

#### ❖ Installation drawing

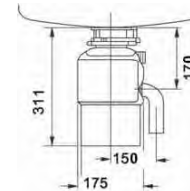


TR 510

- » Anticorrosion protection
- » Silent block
- » Waste fittings
- » Surface mounted pneumatic switch button
- » 1/2 HP motor
- » European plug
- » Voltage: 110 V.
- » Frequency: 60 Hz.

Packaging	Units	m <sup>3</sup> .	kg.
Carton box	1	0,025	6,6

#### ❖ Installation drawing

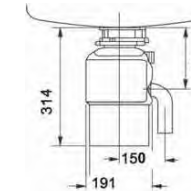


TR 710

- » Anticorrosion protection
- » Silent block
- » Waste fittings
- » Surface mounted pneumatic switch button
- » 3/4 HP motor
- » European plug
- » Voltage: 110 V.
- » Frequency: 60 Hz.

Packaging	Units	m <sup>3</sup> .	kg.
Carton box	1	0,025	7,4

#### ❖ Installation drawing



Teka food waste disposer can be installed on sinks with 3 1/2" basket waste. This waste device is easy to install, easy to operate, reliable, and produces innumerable benefits for the user and for the environment. Accumulated garbage can attract insects, and produce unsanitary conditions around your home. Due to the Teka food waste disposer, food waste (chicken bones, fruit rinds...) is milled into fine particles that are eliminated through the sewage system.

**The Teka Waste Disposer is an easy to use and practical appliance that eliminates organic waste in a fast and easy way, thus helping to keep a clean kitchen.**

#### » Hygiene

The organic waste goes straight through the sink's waste hole, eliminating germs and bad odours.

#### » Cleaning

Just opening the water and switching a button the Waste Disposer grinds and eliminates all the garbage leaving no track.

#### » Functionality

The Waste Disposer simplifies many household chores such as taking the garbage out and disinfecting. Moreover, leakage from bag is avoided.

#### » Dumping the environment dropping

The food particles are piped to the waste treatment plants where they can be recycled into fertilizers, thus producing a benefit to the community.