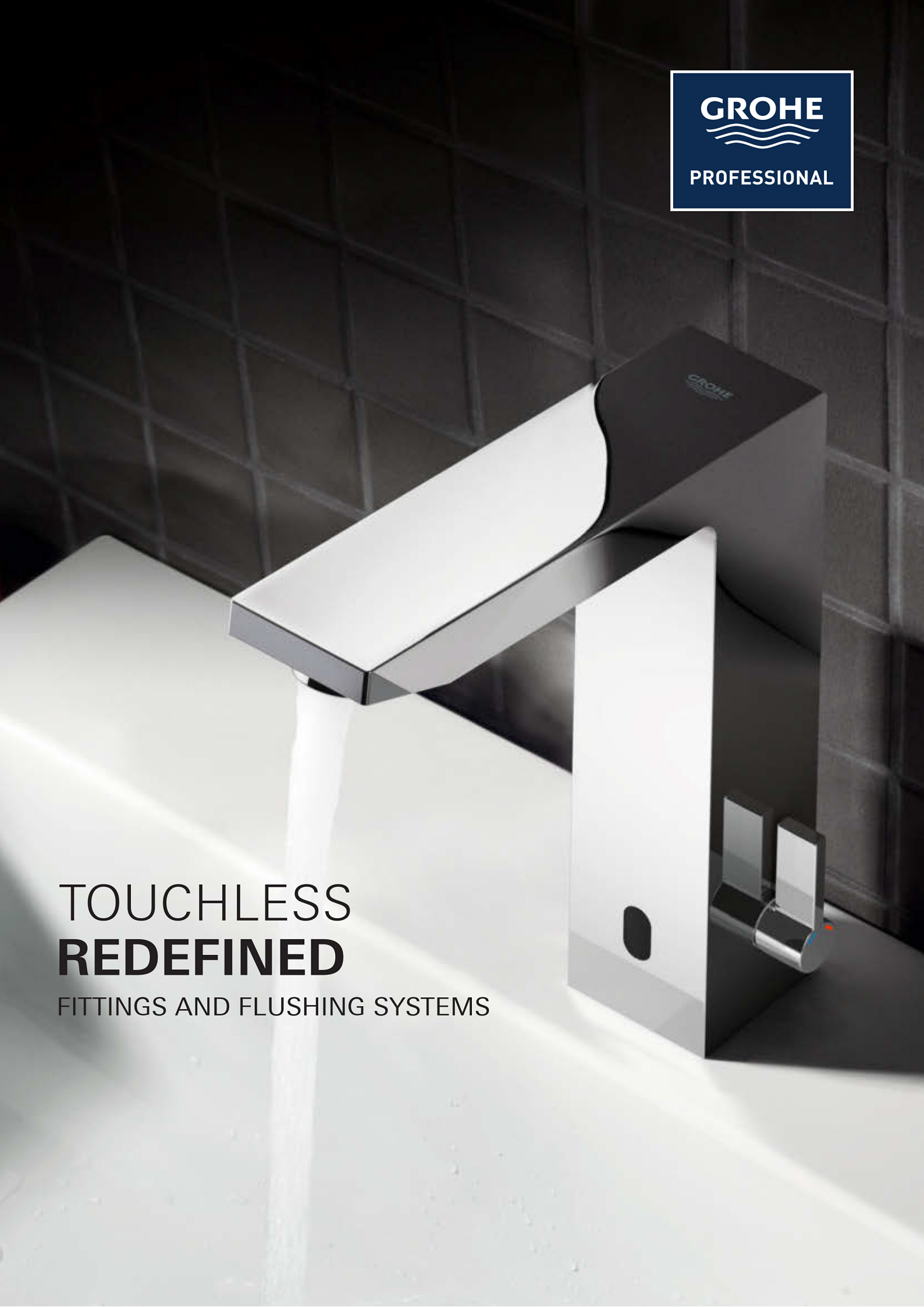




TOUCHLESS **REDEFINED**

FITTINGS AND FLUSHING SYSTEMS



WHY ELECTRONICS?	04
THE BENEFITS OF GROHE ELECTRONICS	06
GROHE REMOTE CONTROL	08
GROHE REMOTE APP	10
GROHE ESSENCE E	12
GROHE EUROCUBE E	14
GROHE EUROPLUS E	16
GROHE EUROSMART CE / EUROECO CE	18
GROHE INFRARED WC AND URINAL	22
PRODUCTS WITH BLUETOOTH®	24
GROHE ACCESSORIES	28
THE BENEFITS OF INFRARED TECHNOLOGY	30
FUNCTIONS AND SETTINGS BY HAND	32
FUNCTIONS AND SETTINGS BY REMOTE CONTROL	34
FUNCTIONS AND SETTINGS BY REMOTE APP	36
GROHE SMART	38

WHY ELECTRONICS?

THE HANDS-DOWN WINNER FOR GREAT HYGIENE

GROHE infrared technology is traditionally used mainly for basins, urinals and WCs. It's here that the hygienic benefits of touchless activation become particularly evident to eliminate a potential source of cross-contamination and spread of germs.

TOUCHLESS COMFORT

GROHE has been making infrared products for many years, ensuring that all fittings start and stop the flow of water reliably and precisely. The results are comfortable, touchless operated sustainable products, for young and old.

BUILT-IN COST EFFECTIVENESS

GROHE infrared fittings offer exceptional value. With relatively low acquisition costs our range offers a host of features to keep your water, energy and maintenance costs to a minimum. Ideal for public or residential use.

The optimum in this field are our infrared products with Powerbox, which comes with a self generating power supply. Additional power supplies not required.



THE BENEFITS OF GROHE ELECTRONICS ARE CLEAR

TOUCHLESS PRODUCT FOR VARIOUS DRAW-OFF POINTS

GROHE's touchless range deliver solutions for Basins, Showers, WC's and Urinal's.

The main functions can be set without any additional devices needed.

They include:

- Automatic flushing to prevent water stagnating
- Thermal disinfection
- Cleaning mode (function prevents water flow)

With the remote control or the app the settings of all functions can be altered even more precisely to specific needs or surroundings.

RELIABLE AND PROVEN TOUCHLESS TECHNOLOGY

GROHE infrared is a proven and reliable technology; it has been successfully used and updated in the last 40 years, resulting in a highly dependable product.

For commercial settings the GROHE Power Box can help save energy too. A turbine converts kinetic energy into stored electrical energy every time the tap is used, just 60 seconds of water flow provides enough electricity to power the fitting for 24 hours.

DESIGN

GROHE's touchless products come in a range of designs, all typified by their sleek modern lines and sleek, easy-to-clean detailing. Whatever your project we have the perfect touchless design to fit perfectly with your style.

EASY INSTALLATION

Not only is the mechanical installation easy but also the electronic installation is made installer-friendly, with standard factory settings programmed to fit most needs right away. The electronics can be fed by a transformer but can also be fed by a battery with an exceptional seven year lifespan (with 150 actuations a day).

The bi-directional sensor can be programmed by hand, and also readout and programmed via remote control or via an app.







THE REMOTE CONTROL

All functions and settings (see page 38) can be changed with the new GROHE remote control. The menu feature a logical structure for simple operation. It is intuitive and straightforward to operate and gives plumbers, caretakers or facility managers access to the products.

The integrated screen clearly displays all the setting options and settings – even thermal disinfection can easily be activated just by pressing a button, additionally it shows various usages in an instant.

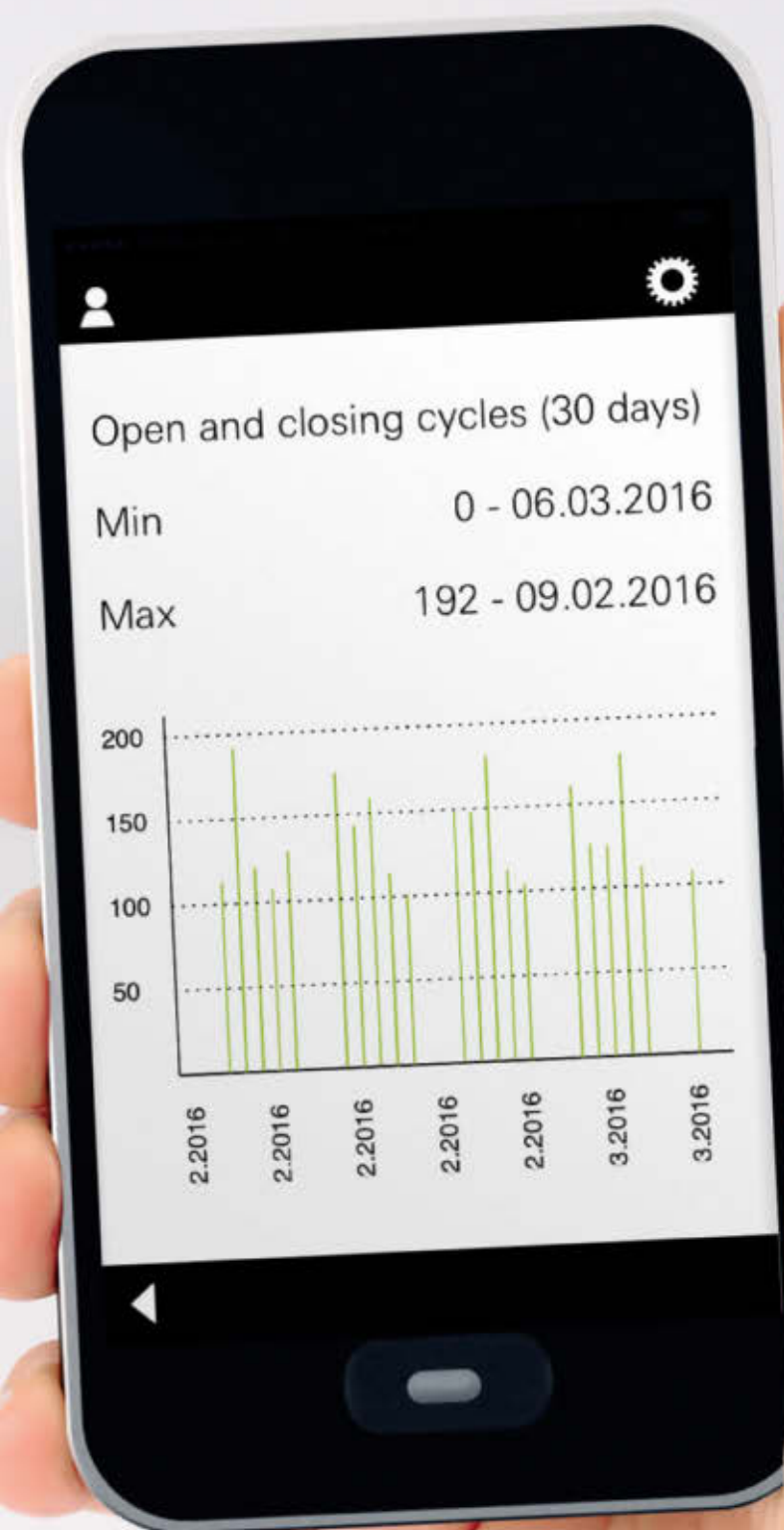


THE REMOTE APP

Selected GROHE products use Bluetooth® to communicate via smartphones and tablets with a free downloadable app (via Apple or Android Store). The advantage of the app is that you can read multiple products from a distance of around 15 metres. The products can be given individual names and can be made password-protected to prevent interference from outside.

The app can make an analysis of average consumption over the past 30 days, displays the number of automatic flushes and the time of the last automatic flush (see page 36). The app can also track the activations of thermal disinfection including the last thermal disinfection - all in real time.





new



36 445 000
Infrared basin mixer (6 V)
with mixing device
Height mousseur 211 mm
36 444 000*
Infrared basin mixer (230 V)



36 446 000
Infrared basin mixer (6 V)
without mixing device
Height mousseur 190 mm



36 447 000
Infrared basin mixer (230 V)
without mixing device
projection 182 mm



36 264 001
Concealed box for cold or
premixed water
for 36 442 000 / 36 447 000



38 748 002
Rapid SI concealed for cold or
premixed water
for 36 442 000 / 36 447 000



36 407 001
Remote control for all
GROHE infrared fittings
incl. demo mode



65 807 000
Round
Metal Pop-up Waste
for wash basin
with overflow hole



28 912 000
Round
Waste

Adjust settings via:



GROHE
sensor



GROHE
remote control



GROHE
EcoJoy



GROHE
StarLight



LongLife
Battery



SmartFix



Touchless

*Additionally requires power supply 36 338 000

GROHE ESSENCE E

The design vocabulary of the Essence E range of taps, based on the cylindrical form, is simple, yet sophisticated. Contemporary looks and a high level of comfort because of height and swivel spout combine to form an elegant design that looks equally at home in public and semi-public areas, restaurants and even private sanitary facilities.



GROHE **EUROCUBE E**

Based on the sleek, sharp lines of a cube, Eurocube E is perfect for minimal spaces where making a design statement is important. With the addition of our proven infrared technology to this highly popular single-lever mixer, this Cubist masterpiece is now also ideal for office, hotel or other commercial use too.



new




36 441 000
Infrared basin mixer (6 V)
with mixing device
Height mousseur 200 mm
36 440 000*
Infrared basin mixer (230 V)



36 442 000
Infrared basin mixer (230 V)
without mixing device
projection 172 mm



36 264 001
Concealed box for cold or
premixed water
for 36 442 000 / 36 447 000



38 748 002
Rapid SI concealed for cold or
premixed water
for 36 442 000 / 36 447 000



40 565 000
Square
Metal Pop-up Waste
for wash basin
with overflow hole



40 564 000
Square
Waste



36 407 001
Remote control for all
GROHE infrared fittings
incl. demo mode

Adjust settings via:



**GROHE
sensor**



**GROHE
remote control**



**GROHE
EcoJoy**



**GROHE
StarLight**



**LongLife
Battery**



SmartFix



Touchless

*Additionally requires power supply 36 338 000



36 207 001
Infrared basin mixer (6 V)
with mixing device
Height mousseur 91 mm
36 236 001
with mixing device and waste set
36 208 001
without mixing device



36 015 001*
Infrared basin mixer (230 V)
with mixing device
36 016 001*
without mixing device (230 V)



36 387 000
Infrared basin mixer
with power box and mixing device



36 240 001
Infrared basin thermostat (6 V),
wall-mounted, projection: 232 mm
36 239 001
projection 264 mm



36 407 001
Remote control for all
GROHE infrared fittings
incl. demo mode



36 209 000
Hidden mixing device for Europlus E

Adjust settings via:



GROHE sensor



GROHE remote control



GROHE EcoJoy



GROHE StarLight



GROHE CoolTouch



GROHE TurboStat



LongLife Battery



Touchless

*Additionally requires power supply 36 338 000

GROHE EUROPLUS E

The Europlus E from GROHE is based on a timeless design that has made it a classic in public sanitary facilities all over the world. Owners and operators of airports, sports facilities, hospitals, clinics and restaurants value this efficient and diverse application of reliable technology that has proven itself over many years.



GROHE EUROSMART CE / EUROECO CE

The Cosmopolitan E series offers a wide range with various heights and length of spouts, with or without mixing, to supply a perfect solution for operators of public or commercially used washrooms.

The spout of the Eurosmart CE mixers is designed at a 7 degree angle; this creates extra space below the flow control for washing hands and increases user comfort. The design is visually defined by the distinctive lozenge shape which can even be seen in the IR sensor and is typical of the Cosmopolitan range of mixers from GROHE. Its simple elegance is enhanced by the seamless body, which makes it easy to clean.





new

36 421 000*
L-Size
Infrared basin mixer (230 V)
with mixing device
Height mousseur 150 mm
36 422 000
Infrared basin mixer (6V)



36 327 001
Infrared basin mixer (6 V)
with mixing device
Height mousseur 106 mm
36 331 001
with mixing device and waste set
36 330 001
with hidden mixing device
New: 36 439 000
without mixing device



36 325 001*
Infrared basin mixer (230 V)
with mixing device



36 386 001
Infrared basin mixer with power box
and mixing device



36 333 000
Infrared basin thermostat (6 V)
wall-mounted, projection: 255 mm
36 332 000
projection: 287 mm



36 271 000
Infrared basin mixer (6 V)
without mixing device
Height mousseur 86 mm



36 269 000*
Infrared basin mixer (230 V)
without mixing device



36 384 000
Infrared basin mixer with power box
without mixing device

Adjust settings via:



GROHE sensor



GROHE remote control



GROHE EcoJoy



GROHE StarLight



GROHE CoolTouch



GROHE TurboStat



LongLife Battery



Touchless

*Additionally requires power supply 36 338 000



36 335 SDO
Infrared basin mixer (230 V)
wall-mounted, projection: 172 mm

36 334 SDO
Brass SuperSteel spout
stainless steel escutcheon
for concealed box 36 336 000
or 36 337 000, projection: 232 mm



36 315 000
Infrared basin mixer (230 V)
wall-mounted, with mixing device
projection: 172 mm

36 376 000
Chrome spout and escutcheon
for concealed box 36 339 000
projection: 232 mm



36 273 000
Infrared basin mixer (230 V)
wall-mounted, without mixing device
Chrome spout and escutcheon
for concealed box 36 336 000
or 36 337 000
projection: 172 mm



36 407 001
Remote control for all
GROHE infrared fittings
incl. demo mode



36 336 000
Concealed box with integrated
pre-adjustable thermostatic mixer
36 337 000
Concealed box for cold
or premixed water



36 339 000
Concealed box for connecting
to mixing device

Adjust settings via:



GROHE
sensor



GROHE
remote control



GROHE
EcoJoy



GROHE
StarLight



SmartFix



Touchless

GROHE EUROSMART CE / EUROECO CE

The Cosmopolitan E series offers one-hole solutions and a range of concealed products with mixing, pre-mixing or for cold water. This fresh, clean design fits perfectly into every surrounding, with the added benefits of concealed pipework making it easier to keep clean and offering a more luxurious appearance.



GROHE INFRARED WC AND URINAL

Infrared urinal or wc flush control plates are the perfect complement to our taps. They all have one thing in common: the same sensor technology platform which includes all features and benefits to create a total hygienic and comfortable room concept.

The infrared technology guarantees the WC / urinal is always clean for the next user and it is also possible to programme an automatic pre-flush or cleaning flush to avoid water stagnation after a set period of inactivity.



WC TECTRON CONCEALED



37 419 000
Tectron Skate infrared WC plate
for flushing cistern (230 V)
with additional manual actuation
37 419 SD0
stainless steel



38 698 SD1
Tectron Skate infrared WC plate
for flushing cistern (230 V)
stainless steel



38 699 001
Tectron Surf infrared WC plate
for flushing cistern (230 V)

URINAL TECTRON CONCEALED



37 324 001
Tectron Skate infrared control (6 V)
37 324 SD1
stainless steel
37 321 001
Tectron Skate infrared control (230 V)
37 321 SD1
stainless steel
37 321 SH1
alpine white



37 337 001
Tectron Surf infrared control (6 V)
37 336 001
Tectron Surf infrared control (230 V)



38 787 000
Concealed box for urinal (6 V)
37 338 000
Concealed box for urinal 6 V or 230V



36 407 001
Remote control for all
GROHE infrared fittings
incl. demo mode

Adjust settings via:



GROHE
sensor



GROHE
remote control



GROHE
StarLight



LongLife
Battery




Touchless

THE REMOTE APP PRODUCTS WITH **BLUETOOTH® COMMUNICATION**

Selected GROHE products (230V) with Bluetooth® communication* boast a special feature: They can communicate with smartphones and tablets over a free downloadable app, making it easier than ever to read out consumption data and set a variety of functions.

In sanitary facilities with several mixers or WC / urinal flushes, the data from all infrared products within range are captured at once and can be read out one after the other. What's more, the draw-off points can be assigned names via the app, making maintenance more systematic.



* The Bluetooth® word mark and logos are registered trademarks of the Bluetooth® SIG, Inc. and are used by Grohe AG under licence. Other trademarks and brand names are the property of their owners.

**GROHE INFRARED MIXERS
WITH BLUETOOTH® COMMUNICATION****



36 411 000*
Europlus E
infrared basin mixer (230 V)
with mixing device for app



36 413 000*
Eurosmart Cosmopolitan E
infrared basin mixer (230 V)
with mixing device for app



36 409 000*
Euroeco Cosmopolitan E
infrared basin mixer (230 V)
without mixing device for app



36 414 000
Eurosmart Cosmopolitan E
infrared basin thermostat (230 V)
wall-mounted, for app
projection: 287 mm
39 383 000
Rough-in for 36 414 000



36 410 000
Euroeco Cosmopolitan E
infrared basin mixer (230 V)
without mixing device for app
projection: 172 mm
for concealed box 36 336 000
and 36 337 000



36 412 000
Eurosmart Cosmopolitan E
infrared basin mixer (230 V)
wall-mounted, with mixing device for
app, projection: 172 mm
for concealed box 36 339 000



36 336 000
Concealed box with integrated
pre-adjustable thermostatic mixer



36 337 000
Concealed box for cold
or premixed water



36 339 000
Concealed box for connecting
to mixing device

Adjust settings via:



**GROHE
sensor**



**GROHE
remote control**



**GROHE
Bluetooth®**



**GROHE
EcoJoy**



**GROHE
StarLight**



**GROHE
CoolTouch**



**GROHE
TurboStat**



SmartFix



Touchless

*Additionally requires power supply 36 338 000



36 415 000
Eurosmart Cosmopolitan E
infrared shower control
wall-mounted, (230 V)
without mixing device for app
for concealed box 36 416 000



36 416 000
Concealed box with thermostatic
mixer



37 504 000
Tectron Skate
infrared WC plate
for flushing cistern (230 V)
with additional manual actuation
for app



37 505 SD0
Tectron Skate
infrared WC plate
for flushing cistern (230 V)
for app
stainless steel



37 503 000
Tectron Skate
infrared urinal plate (230 V)
for app




37 338 000
Concealed box for urinal 6 V or 230 V
for 37 504 000, 37 505 000, 37 503 000



39 369 000
Temperature sensor (230 V)
for app
to be combined with
Rapid SL 39 376 000

** The Bluetooth® word mark and logos are registered trademarks of the Bluetooth® SIG, Inc. and are used by GROHE AG under licence. Other trademarks and brand names are the property of their owners.

GROHE ACCESSORIES



36 276 000
Rotation lock for Eurosmart
Cosmopolitan E




36 133 000
Theft-proof mousseur
with key 7,5 - 9,0 l/min at 3 bar



34 487 000
Grotherm Micro
under-basin thermostat



47 533 000
Connection set Grotherm Micro
for fittings with mixing
45 704 000
for fittings without mixing



38 896 000
Extension set, 50 mm
for 37 338 000 and 38 787 000



36 338 000
Switch-mode power supply
for concealed socket



36 340 000
Extension cable, 3 m
36 341 000
10 m



36 407 001
Remote control for all
GROHE infrared fittings
incl. demo mode

GROHE INFRARED TECHNOLOGY YOUR BENEFITS

BENEFITS FOR OPERATORS OF SANITARY FACILITIES IN PUBLIC AND COMMERCIAL SPACES

Reliable and durable technology with a variety of options to meet users' needs

Full transparency whenever taps and flush systems are activated, meaning more opportunities to track and control use patterns

Easier maintenance

Enhanced safety and hygiene thanks to simplified settings for automatic flushing, thermal disinfections and cleaning mode function

More efficient and cost-effective

More sustainable thanks to lower water and electricity consumption

BENEFITS FOR PLUMBERS

Better access to settings and controls of taps and flush systems

Intuitive activation and control of running times, flow rates, detection zones and other features

Easier setting of functions such as automatic flush, cleaning mode and thermal disinfection

Faster and/or simultaneous setting of entire rows of sanitary products

Enhanced service quality and easier maintenance planning

FIVE-YEAR WARRANTY

Since GROHE products are designed to have an exceptionally long service life and are subjected to intensive, extended-use testing, we are able to offer comprehensive warranties.





FUNCTIONS AND SETTINGS BY HAND

SETTING OPTIONS BY HAND VIA SENSORS

7 preset standard programmes for the key functions

Automatic flushing frequency
(off, 24 or 72 hours, to prevent water stagnation)

Automatic flushing duration (60, 300 or 600 sec.)

Thermal disinfection (3, 5 or 11 min. or continuous operation);
Sensor monitored: Automatic stop when a hand approaches (reflection)

Cleaning mode function (off or 180 sec., easy for cleaning staff to operate)

Setting flush volume for the WC and urinal (WC 4-9 l, urinal 1-7 l)

Battery charge indicator: Blinking LED = low battery charge;
displays 4 charge levels: >60%, >40%, >20%, <20%



The image displays 12 screenshots of a mobile application interface for a Basin Mixer, organized into three rows and four columns. Each screenshot includes a battery status icon in the top right corner.

- Row 1, Column 1:** 'Basin Mixer' screen with three main menu buttons: CONFIGURATION, SERVICE, and MONITORING.
- Row 1, Column 2:** 'Configuration' screen showing:
 - Detection zone: 8
 - Running time after last detection: 6 s
 - Maximum running time: 42 s
- Row 1, Column 3:** 'Configuration' screen showing:
 - Automatic Flushing: ACTIVATE (selected) / DEACTIVATE
 - Runtime: 60 s
 - Interval: 32 h
- Row 1, Column 4:** 'Configuration' screen showing:
 - Flush mode: USAGE DEPENDENT (selected) / USAGE INDEPENDENT
 - Short time off: ACTIVATE (selected) / DEACTIVATE
 - Runtime: 180 s
- Row 2, Column 1:** 'Basin Mixer' screen with three main menu buttons: CONFIGURATION, SERVICE, and MONITORING.
- Row 2, Column 2:** 'Service' screen showing:
 - Model name: BASIN MIXER
 - Software version: 5
 - Serie number: M010502150007
 - Date of production: 07/2015
 - Voltage Supply: 100%
- Row 2, Column 3:** 'Service' screen showing:
 - Power cut: 63
 - Lock tap: START (selected) / STOP
 - Test mode: START (selected) / STOP
 - Controls: + and -
- Row 2, Column 4:** 'Service' screen showing:
 - Profile: SAVE (selected) / LOAD
 - Reset: FACTORY RESET (selected) / USER RESET
- Row 3, Column 1:** 'Basin Mixer' screen with three main menu buttons: CONFIGURATION, SERVICE, and MONITORING.
- Row 3, Column 2:** 'Monitoring' screen showing:
 - Automatic flushing: Counter total 125, Last flush 5 h
 - Operations: Counter Total 1500, since user reset 155
- Row 3, Column 4:** 'Monitoring' screen showing:
 - Water consumption: Counter total 20800 Min
 - Thermal Disinfection: Counter total 365, since user reset 45

THE REMOTE CONTROL FUNCTIONS AND SETTINGS

SETTINGS VIA REMOTE CONTROL (CONFIGURATION)

Setting the detection zone in 1 – 19 steps (7–20 cm)

Automatic flush

Time: According to time or use in 4-hour increments
(4–80 hours)

Flush duration: Flexible, in 30-second increments (30–600 sec.)

Thermal disinfection in one-minute increments (4–23 min.)

Activating thermal disinfection with one press of a button

Cleaning mode function with three different time settings (180, 320, 560 sec.)

Total running time of waterflow per activation (6–420 sec.)

Run-on time after leaving detection zone is individually adjustable in one-second increments (0–19 sec.)

SERVICE VIA REMOTE CONTROL

Read out, save and load of product profile (depending on product category)

Battery charge indicator

Restore factory or user settings

Read out infrared product's software version, serial number and manufacturing date

Number of power interruptions

Switch product off / on

CONSUMPTION DATA VIA REMOTE CONTROL (MONITORING)

Monitoring consumption and flow data

Number of thermal disinfections

Total running time

Number of times solenoid valve is opened and closed

Number of automatic flushes

Reset solenoid valve counter for maintenance

Washbasin Floor 2

Monitoring

Automatic flushing

Counter total	1
Next flush in	22:05
Last flush	
Date	07.03.2016
Time	10:53
Runtime	60 sec

Open and closing cycles

Counter total	4120
Since Usage Reset	4120
Last Usage Reset	---
Average (in total)	96
Average (30 days)	95
Last operation	
Date	07.03.2016

Open and closing cycles (30 days)

Min 0 - 06.03.2016
Max 192 - 09.02.2016

Water consumption

Runtime (total)	133 min
Quantity (total)	758 l
Flow straightener	5,7 l/min
Operating hours total	1017 h

Thermal disinfection

Counter total	1
Since Usage Reset	1
Last Usage Reset	---
Last thermal disinfection	
Date	07.03.2016
Time	13:28
Runtime	4 min

Thermal disinfection

Counter total	1
Since Usage Reset	1
Last Usage Reset	---
Last thermal disinfection	
Date	07.03.2016
Time	13:28
Runtime	4 min

Configuration

Range detection zone 6

Running time after last detection 1 sec

Maximum running time 60 sec

Automatic flushing

Next flush in 22:05

Runtime 60 sec

Interval 24 h

Automatic flushing mode

Start flushing ---

Cleaning mode

Runtime 180 sec

Lock preset program mode

Thermal disinfection runtime 4 min

Thermal disinfection runtime 4 min

Service

Service

Model name
BASIN MIXER

Software version
129

Serial number
M018149150016

Date of production
49 15

Power cut 9

Switch product off

Direct

Time-controlled

Test mode

FACTORY RESET

Time-controlled

Test mode

FACTORY RESET

USAGE RESET

THE REMOTE APP

FUNCTIONS AND SETTINGS

IMPROVED MAINTENANCE FUNCTIONS

Finds all products in range and read them out one after the other

Password-protected access

Simple product selection via the app

Individual name assignment for each product

Analysis of average consumption data over the past 30 days

Number of automatic flushes, time of last automatic flush

Consumption per day, consumption during the past 30 days

Activations of thermal disinfection, last thermal disinfection

Total running time of each fitting, activations of solenoid valve

Real time flushing

CONVENIENT, USER-FRIENDLY SETTING OPTIONS

Range setting in 1 – 19 steps (7–20 cm)

Automatic flush

Time or user dependable 4 hour increments (4–80 hours)

Flush duration: Flexible, in 30-second increments (30–600 sec.)

Exact time control

Thermal disinfection in one-minute increments (4–23 min.)

Activating time-controlled thermal disinfection with one press of a button

Cleaning mode function with three different time settings (180, 320, 560 sec.)

Total running time of waterflow per activation (6–420 sec.)

Run-on time after leaving detection zone is individually adjustable in one-second increments (0–19 sec.)

IMPROVED INFORMATION ABOUT SERVICE AND MAINTENANCE TASKS

Read out, save and load of product profile: three profiles per product category

Restore factory or user settings

Hardware and software version

System requirements

Apple* iPhone 5 / 6 / 6s / 6 Plus / SE / 7 / 7 Plus
iPad 2 / 3 / 4 / Air / Air 2 / iPad mini 2 / 3

Apple operating system:
iOS 8.0 and higher (32 / 64 bit)

Android
4-inch display, OS 4.3.x–5.x

Mobile end devices and the GROHE Infrared Remote App are not included in delivery and must be acquired through an authorised Apple reseller/retailer/iTunes or the Google Play Store.

*Apple, the Apple logo, iPod, iPod Touch, iPhone and iTunes are trademarks of Apple Inc. and are registered in the USA and other countries. Apple assumes no responsibility for the functioning of this device or its compliance with safety standards and regulatory norms.

WELCOME TO **GROHE SMART**

Be SMART and become a partner of the largest loyalty program for bathroom installers! GROHE SMART is specially designed for installers of GROHE products: As a GROHE SMART partner you get more for your money – more “SMARTS” for every GROHE product purchased from the entire range and a wider choice of exciting rewards.

But it's not just individual installers that can become a partner with GROHE SMART. Your entire business can be involved – every employee can collect points, known as SMARTS, for the company.

WHAT ADVANTAGES DOES GROHE SMART OFFER YOU?

COLLECT “SMARTS” AND GET YOUR REWARDS

Our range contains more than 1,700 products for in front of and behind the wall installations – and you can collect SMARTS for all of these products and exchange them for attractive rewards! Registering the products you have purchased is easy. Simply enter the UPI code or scan the QR code from the GROHE packaging online or via the SMART app available in the Apple and Android stores – and start collecting your valuable bonus points.

MEMBERSHIP IS FREE AND FLEXIBLE

Your membership of GROHE SMART is completely free of charge and attuned to your particular needs: Receive benefits, rewards and information specifically tailored to your personal requirements. The more you use GROHE SMART, the better we can support you.

KEEP UP TO DATE

Thanks to GROHE SMART you're always well-informed. Be the first to receive product news, get invited to product courses and introductions in your area, take part in free e-learning modules and know all of the special offers available.

REGISTER NOW AT GROHESMART.CO.UK





Follow us



grohe.co.uk



Just scan the QR code to view the latest brochure as download or PDF on your tablet or smartphone.

GROHE Limited
World Business Centre 2
Newall Road
London Heathrow Airport
Middlesex
TW6 2SF
Tel: 0871 200 3414
Fax: 0871 200 3415
email: info-uk@grohe.com

© 06/2017 – Copyright by GROHE

www.parsital.com



PART OF **LIXIL**